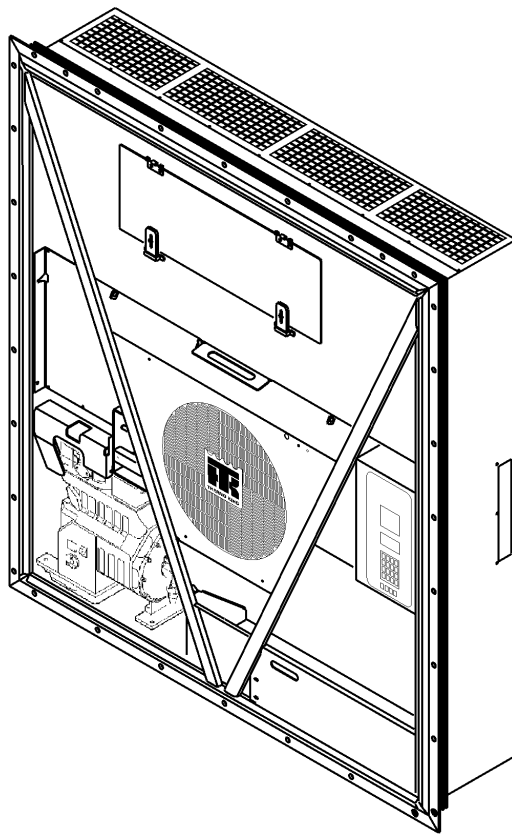


# **CRR 40-119, 800, 800A/B/C/D/E Maersk SeaLand**

TK 50680-7.11



Printed (April 6, 2011)

Copyright © 2001 - Thermo King Corp. - Minneapolis, MN U.S.A.  
Electronically printed in U.S.A.

# General Information

## Tables of Contents

This Parts Manual contains a numerical table of contents listing each assembly name, its associated Grid number and page number. The numerical table of contents is arranged numerically by Grid number. There are references in a parts list referring to other Grid numbers, the numerical table of contents is arranged to facilitate finding the referenced illustrations. At the rear of this parts manual are two indexes, a numerical and alphabetical. The indexes contain all of the part numbers and descriptions which appear in this manual.

## Assemblies and Subassemblies

When parts are indented in the description list, they are preceded with a bullet ( • ). This indicates that the part(s) is available separately or included in an assembly.

### GRID NO. 67D6 SWITCH PANEL ASSEMBLY

REF	PART#	DESCRIPTION	QTY
	45-1239	PANEL - assy, switch	1
1	99-1960	• PANEL	1
	99-6280	• • NAMEPLATE - panel	1
2	33-743	• GASKET	1

For example: the switch panel nameplate (99-6280) is available separately, available as part of the switch panel (99-1960) and with the panel assembly (45-1239).

## ABBREVIATIONS

The following abbreviations appear in parts manuals

<b>A</b> AC . . . . . alternating current	<b>E</b> (continued)	<b>O</b> os . . . . . oversized
A/R . . . . . as required	evap. . . . . evaporator	od . . . . . outside diameter
accum . . . . . accumulator	exch . . . . . exchanger	<b>P</b> pcb . . . . . printed circuit board
adj . . . . . adjusting	exp . . . . . expansion	pkg . . . . . package
al . . . . . aluminum	ext . . . . . external	ph . . . . . phase
alt. . . . . alternator	<b>F</b> F . . . . . Fahrenheit	pos . . . . . positive
A or amp . . . . . ampere	fill . . . . . fillister	psi . . . . . pounds per square inch
assy . . . . . assembly	fi . . . . . fuel injection	
<b>B</b> bd . . . . . board	fl . . . . . flare	<b>R</b> rad . . . . . radiator
brg . . . . . bearing	fpt . . . . . female pipe thread	rcvr . . . . . receiver
brkr . . . . . breaker	ft . . . . . feet	ref . . . . . reference
brkt . . . . . bracket	ftg . . . . . fitting	reg . . . . . regulator
<b>C</b> C . . . . . Celsius	<b>H</b> hex . . . . . hexagon	req . . . . . required
cw . . . . . clockwise	hh . . . . . hexagon head	rpm . . . . . revolutions per minute
ccw . . . . . counter-clockwise	hd . . . . . head	<b>S</b> sec . . . . . second
cam . . . . . camshaft	hp . . . . . horsepower	sld . . . . . solder
compr . . . . . compressor	hsg . . . . . housing	soc hd. . . . . socket head
cond. . . . . condenser	<b>I</b> id . . . . . inside diameter	sol . . . . . solenoid
conn. . . . . connecting, connector	in . . . . . inch (2.54 centimeters)	spl . . . . . special
cyl . . . . . cylinder	incl . . . . . includes	sq . . . . . square
<b>D</b> def . . . . . defrost	inj . . . . . injection	ss . . . . . stainless steel
deg . . . . . degree	int . . . . . internal	std. . . . . standard
dehyd. . . . . dehydrator	int th . . . . . internal tooth	stl . . . . . steel
dia . . . . . diameter	<b>L</b> liq . . . . . liquid	suct. . . . . suction
DC . . . . . direct current	lg . . . . . long	sw . . . . . switch
disch . . . . . discharge	<b>M</b> mm . . . . . millimeter	<b>T</b> term . . . . . terminal
diff . . . . . differential	mpt . . . . . male pipe thread	temp . . . . . temperature
<b>E</b> EMI . . . . . Extended	mod . . . . . modulating	thk. . . . . thick
. . . . . Maintenance Interval	<b>N</b> neg . . . . . negative	<b>U</b> us . . . . . undersize
EEC . . . . . European Economic Community	No. . . . . number	<b>V</b> vib . . . . . vibrasorber
eng . . . . . engine	NS . . . . . not supplied	<b>W</b> W . . . . . watt
	NSS . . . . . not sold separately	w/ . . . . . with
		w/o . . . . . without

# CRR 40-119, 800, 800A/B/C/D/E Maersk SeaLand

## Contents

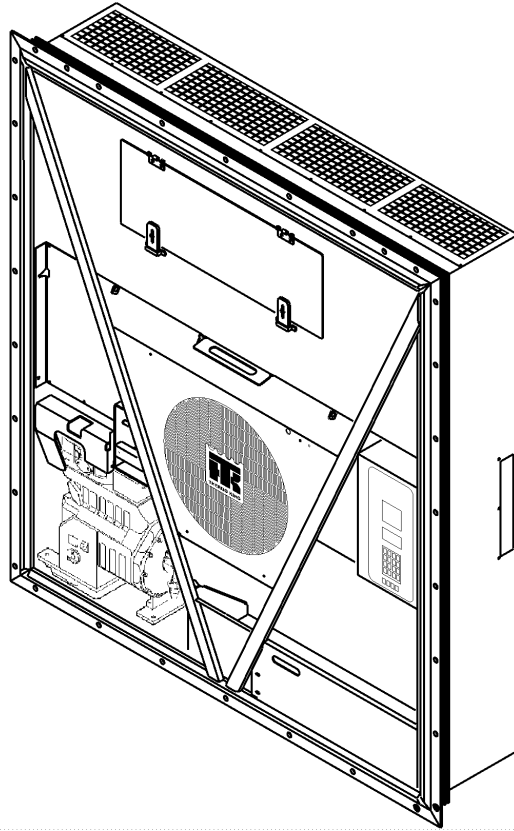
Name	Grid	Page
CRR 40-119, 800, 800A/B/C/D/E Maersk SeaLand REFERENCE SHEET	5U4	.3
EVAPORATOR FAN GROUP (3 FANS)	140D3	.7
GAUGE PANEL GROUP	140D6	.33
AIR VENT (40 FT CONTAINERS)	143D7	.59
CONDENSER COMPONENTS (2 EVAPORATOR FANS w/ HEATER DOOR)	145D8	.65
HIGH VOLTAGE TRAY	146D7	.53
SOLENOID VALVE	146E5	.27
SENSOR RETAINERS	147B3	.73
HUMIDITY CONTROL (OPTION 098033)	147G12	.29
REFRIGERATION COMPONENTS (DANFOSS VALVES)	150G4	.11
ELECTRICAL COMPONENTS	150G6	.35
NAMEPLATES	150G11	.79
KVQ VALVE	151A5	.31
EVAPORATOR GROUP (TWO FANS)	152C1	.9
WATER COOLED CONDENSER	154E13	.23
CONDENSER COMPONENTS (UNITS w/ 3 FANS & HEATER DOOR)	155E2	.61
CONTROL BOX DOOR (mPC 3000 w/ RMM)	157D7	.49
ELECTRICAL COMPONENTS	160G1	.37
CONTROL BOX (HEATER WIRING INSIDE BOX)	160G2	.41
CONDENSER COMPONENTS (3 FANS)	165C3	.69
REFRIGERATION COMPONENTS (MAERSK)	165C7	.15
COMPRESSOR GROUP	172H0	.25
CONDENSER FAN GROUP	172H9	.5
USDA DOWNLOAD PANEL	173B1	.55
EVAPORATOR PANELS (2 FAN UNITS)	173B2	.75
DEFROST DRAIN	173B6	.77
CONTROL BOX	180E3	.45
CONTROL BOX DOOR (MP3000-A w/ RMM)	183B5	.51
USDA RECEPTACLES	185D6	.57
REFRIGERATION COMPONENTS (CRR-40 800E)	185D7	.19

5U4



CRR 40-119, 800, 800A/B/C/D/E Maersk SeaLand  
REFERENCE SHEET

Revised  
12/19/08



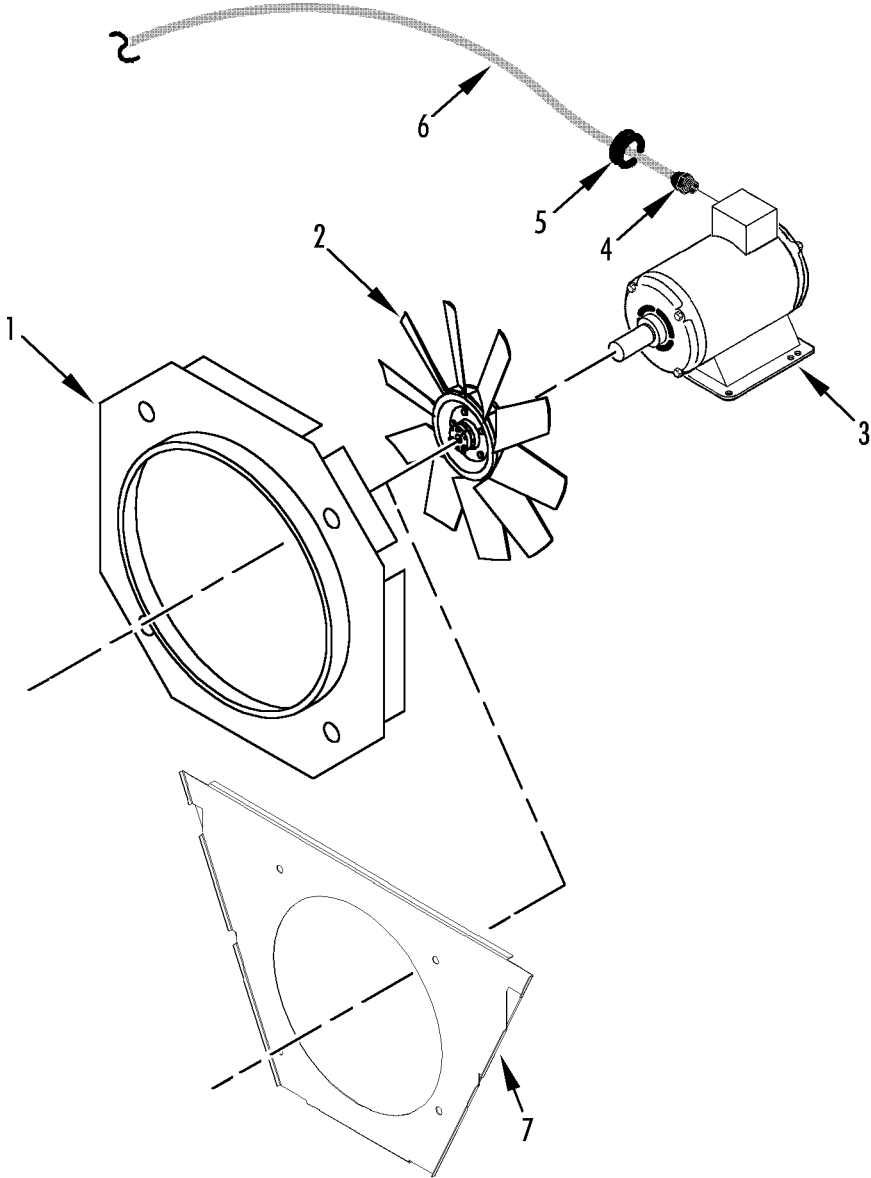
Revised  
12/19/08

**CRR 40-119, 800, 800A/B/C/D/E Maersk SeaLand  
REFERENCE SHEET**



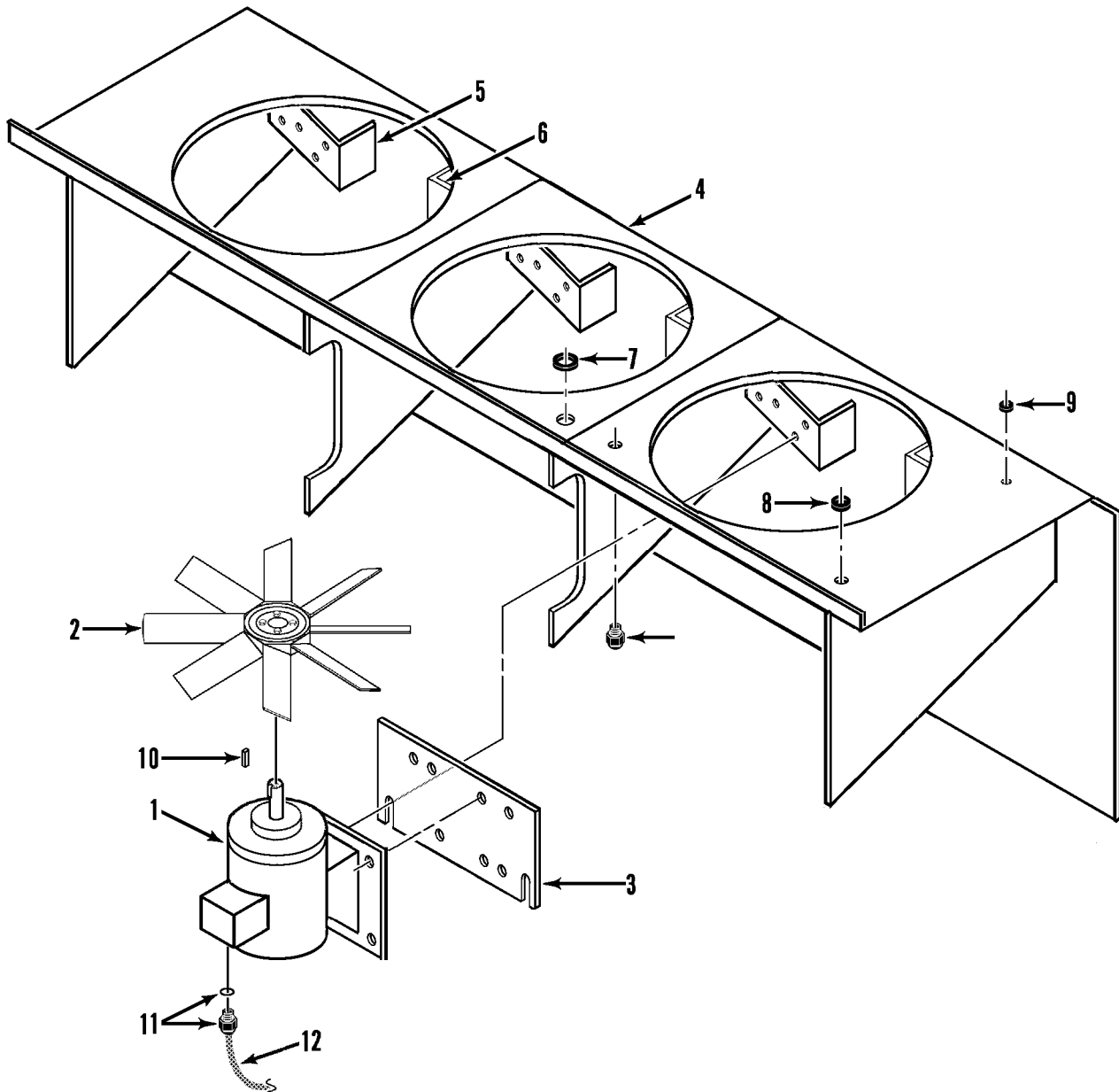
**5U4**

<b>B/M</b>	<b>DESCRIPTION</b>	<b>Date</b>
916119	CRR40-119	10/01
916135	CRR40-119A	10/01
916800	CRR40-800	12/08
098018	CRR40-119	10/01
098800	CRR40-800	10/01
098808	CRR40-800A	10/01
098810	CRR40-800B	10/01
098820	CRR40-800C	10/01
098830	CRR40-800D	10/01
098983	CRR40-800E	3/03
098108	Water Cooled Condenser	10/01





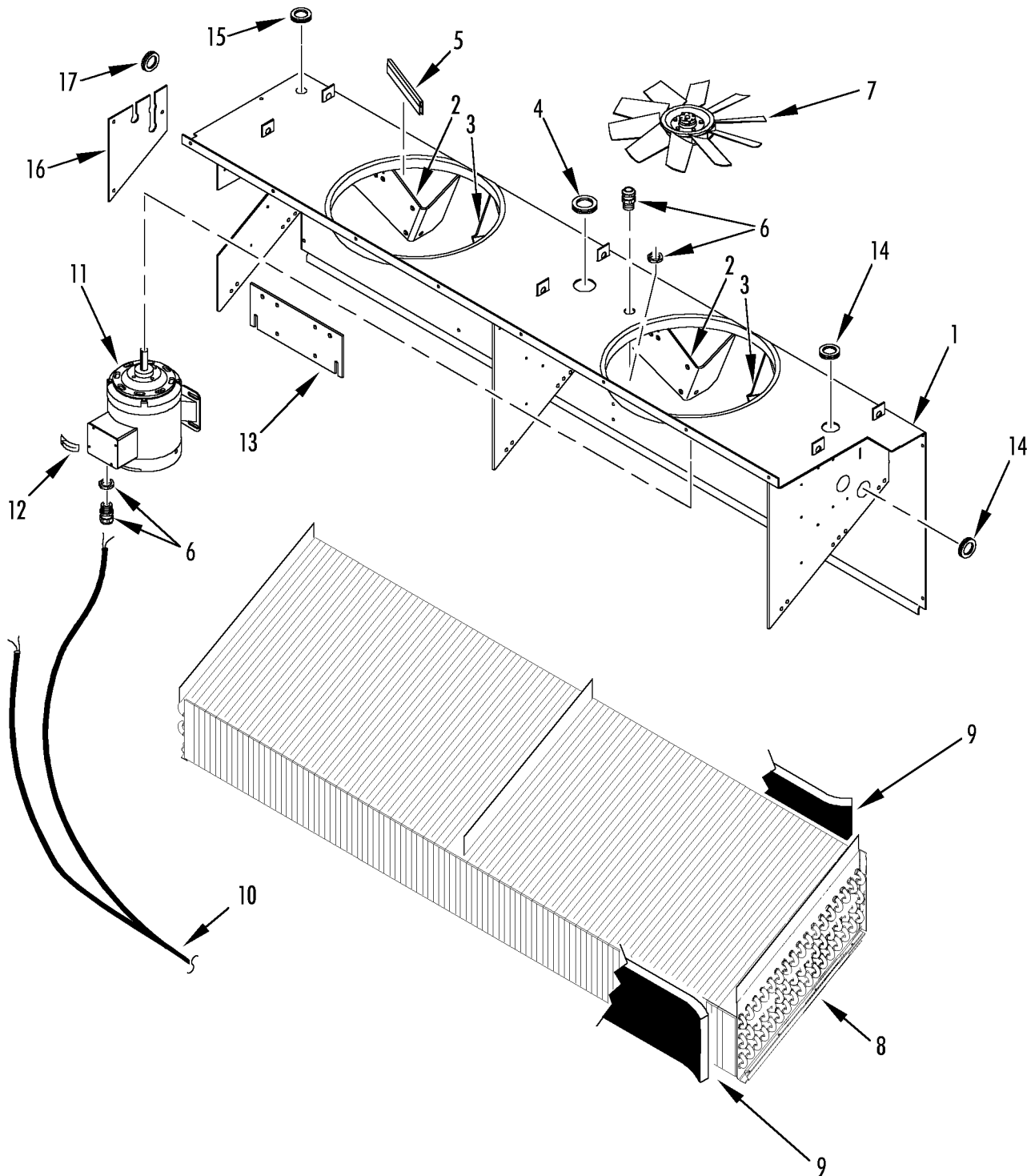
REF	PART#	DESCRIPTION	QTY
1	98-5925	ORIFICE - condenser fan (119) (360-55026-02)	1
	503-120	GASKET - orifice (060-55656-07)	1
	55-8891	SCREW - orifice (K21-50224-25)	4
	55-8893	WASHER (K21-50411-06)	8
	55-9054	WASHER (nylon) (K21-50491-06)	8
	55-7042	NUT (K21-50100-06)	4
2	78-1173	FAN - condenser (w/ set screws, ccw rotation)	1
2	78-1197	FAN - condenser (w/ set screws, cw rotation)	1
3	104-753	MOTOR - condenser fan (K24-22021-00)	1
	77-1498	• BEARING - shaft end	1
	77-1401	• BEARING - opposite end	1
	55-6993	SCREW - motor (K21-50225-25)	4
	55-6988	FLATWASHER	8
	55-7342	LOCKWASHER	4
	55-7339	NUT	4
4	55-5900	CONNECTOR - liquid tite	1
	55-8908	NUT - fitting (K25-58202-16)	1
5	33-367	GROMMET - harness	1
6	41-2953	HARNESS - condenser fan	1
7	91-9912	ORIFICE - condenser fan	1
	55-7035	SCREW - orifice	4
	55-3045	WASHER - dome	4
	55-6997	NUT - captive	4





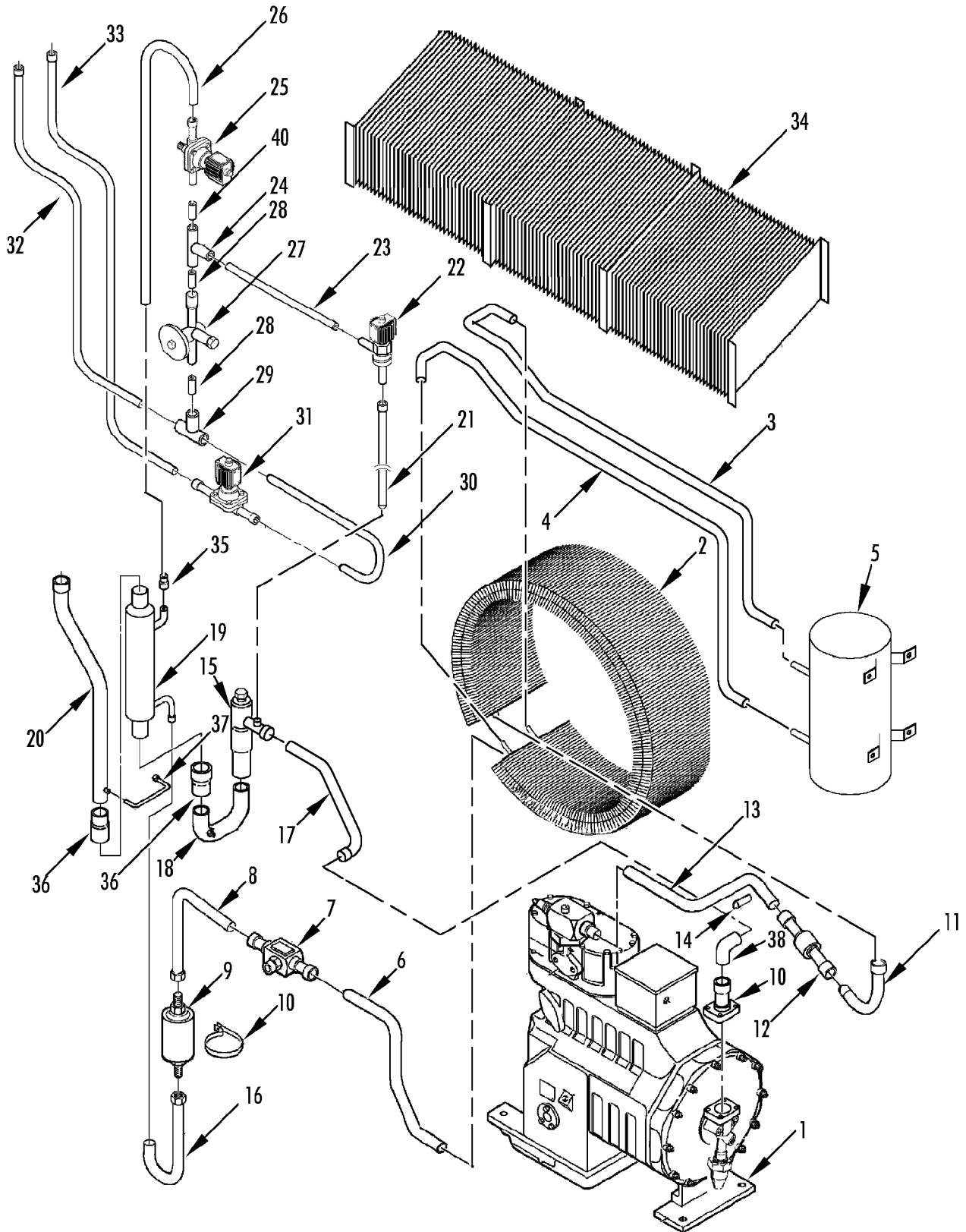


REF	PART#	DESCRIPTION	QTY
1	104-691	MOTOR - 2-speed (K24-21354-00)	3
	77-1498	• BEARING - shaft end	1
	77-1401	• BEARING - opposite end	1
	55-6993	SCREW - motor (K21-50225-25)	12
	55-6988	FLATWASHER (K21-50401-08)	9
	55-7085	LOCKWASHER (K21-50411-08)	3
	55-9380	NUT (K21-50100-08)	12
2	78-1268	FAN - evaporator (22 deg pitch)	3
3	91-8466	BRACKET - evaporator motor (060-55010-00)	3
	55-8903	SCREW - bracket (K21-50225-22)	12
	55-7066	LOCKWASHER (K21-50431-08)	6
	55-7085	FLATWASHER (K21-50411-08)	6
	55-7341	INSERT - threaded (K21-52141-02)	12
4	509-1655	SHROUD - evaporator (360-56511-02)	1
	55-8891	SCREW - section (K21-50087-00)	17
5	92-2209	• BRACKET - motor	3
6	92-2208	• BRACKET - motor	3
7	33-3215	GROMMET (47 mm) (K28-58207-07)	1
8	33-2946	GROMMET (37 mm) (K28-58207-06)	5
9	33-3838	GROMMET (22 mm) (K28-58207-04)	1
10	55-2324	KEY - fan	3
11	55-8907	GRIP - harness (K25-51784-19)	4
	55-8908	NUT - grip (K25-58202-16)	4
12	41-2954	HARNESS - evaporator fan	1



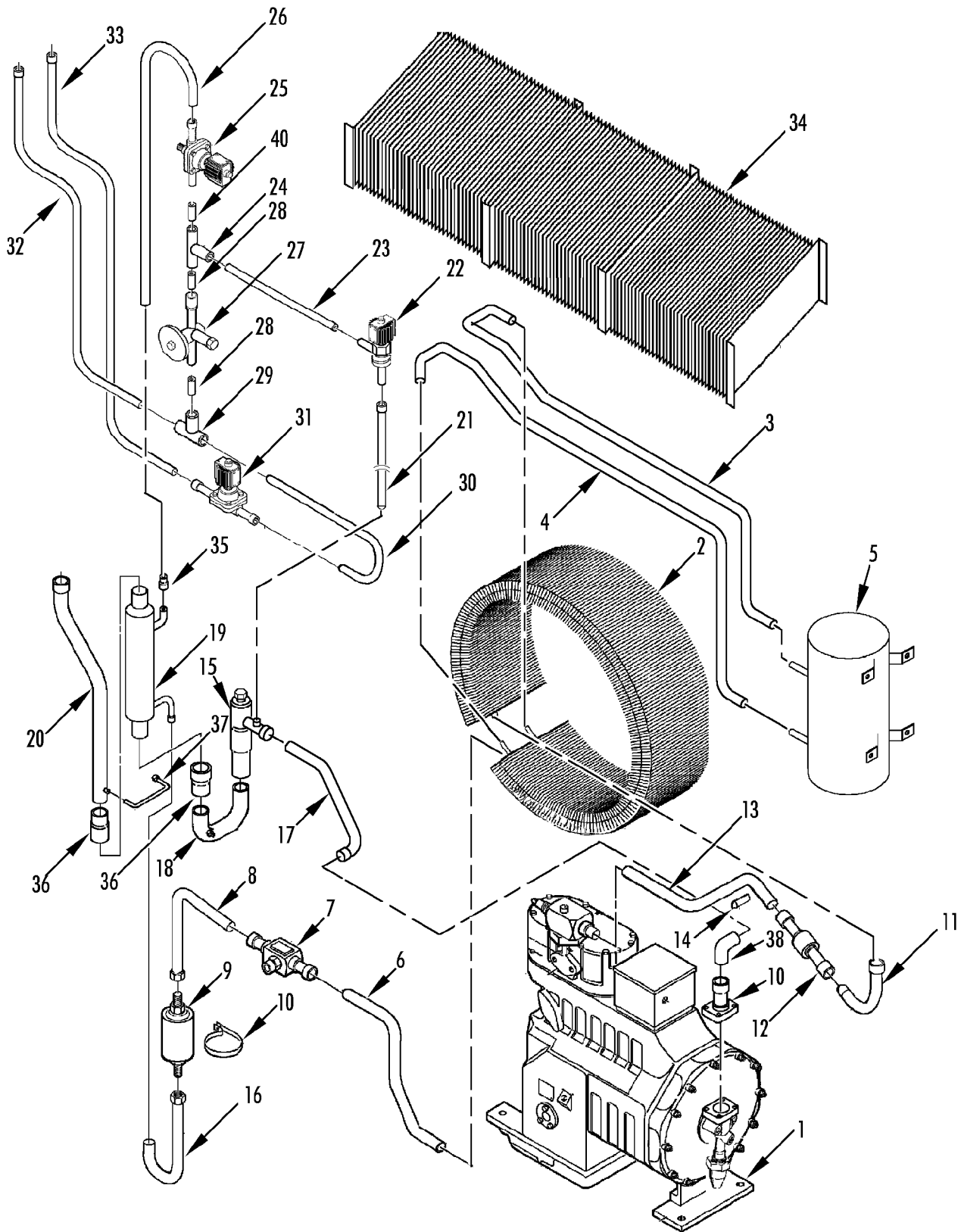


REF	PART#	DESCRIPTION	QTY
1	98-5475	HOUSING - evaporator (CRR 119)	1
	98-5918	HOUSING - evaporator (800 & 800A)	1
	98-5919	HOUSING - evaporator (800B)	1
	98-5768	HOUSING - evaporator (CRR 40-300)	1
	98-6213	HOUSING - evaporator (CRR 40-303 & 800D)	1
	98-6657	HOUSING - evaporator (800E & CRR40)	1
2	92-2331	• BRACKET - left	2
	92-2779	• BRACKET - left (800E & CRR40)	2
3	92-2332	• BRACKET - right	2
	55-9162	RIVET - shroud	10
4	33-3215	GROMMET (47 mm)	1
5	33-3044	TRIM - edge guard	A/R
6	55-5900	CONNECTOR - harness & sensor	3
7	78-1117	FAN - evaporator (14 in, 355 mm dia)	2
8	67-1558	COIL - evaporator	1
	67-1923	COIL - evaporator (800E & CRR40)	1
	55-8891	SCREW - coil	9
	55-9217	CAP - tube	3
9	91-9328	BLOCK - coil	2
10	41-3277	HARNESS - fan & heater (800 & 800A)	1
	41-3685	HARNESS - fan (CRR 40-300, units w/o heater door)	1
	41-4018	HARNESS - evap fan (800B & CRR40)	1
11	104-691	MOTOR - fan	2
	77-1498	• BEARING - shaft end	1
	77-1401	• BEARING - opposite end	1
	55-6993	SCREW - motor	8
	55-7066	LOCKWASHER (external tooth)	2
	55-7342	LOCKWASHER	6
	55-7085	FLATWASHER	8
12	99-4931	NAMEPLATE - arrow	1
13	91-8466	BRACKET - motor	2
	55-8903	SCREW - bracket	8
	55-8904	FLATWASHER	16
	55-7342	LOCKWASHER	8
	55-7339	NUT	8
14	33-2946	GROMMET (37 mm)	5
15	33-3838	GROMMET (22 mm)	2
16	92-2775	COVER - tube	1
	55-7172	SCREW - cover	3
	55-7075	FLATWASHER	3
17	33-367	GROMMET (0.625 id)	3



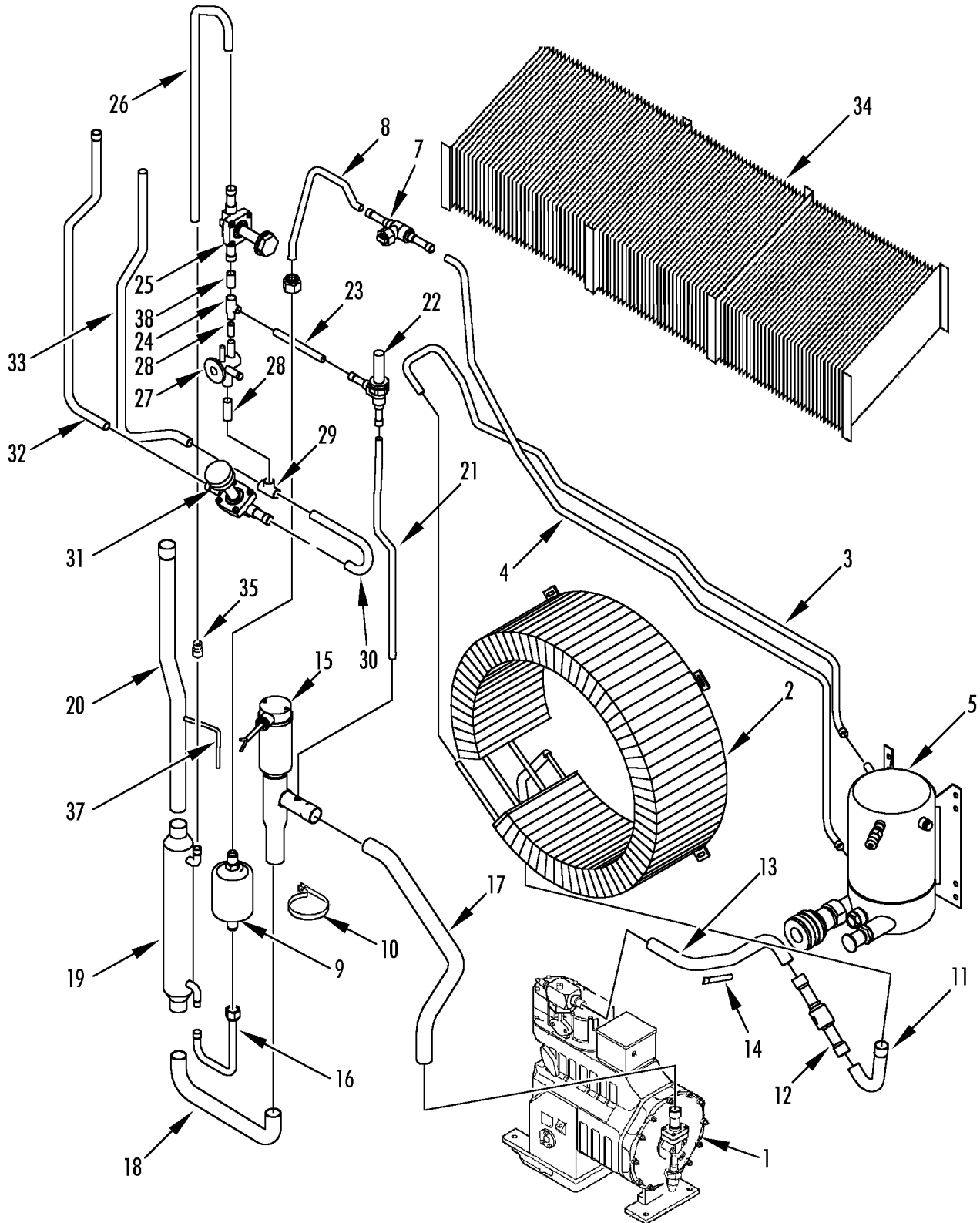


REF	PART#	DESCRIPTION	QTY
1	8102-743	COMPRESSOR (see 146F2)	1
2	60-285	COIL - condenser (CRR 40-119)	1
	67-1632	COIL - condenser (800, 800A/B/C)	1
	99-5966	STRIP - gasket (15 x 15 mm)	A/R
	33-2950	GASKET (10 x 15 mm)	A/R
	55-6994	SCREW - coil	7
	55-6995	FLATWASHER	7
	55-9054	WASHER (nylon)	7
3	66-9412	TUBE - top (CRR 40-119)	1
	66-9875	TUBE - top (800, 800A/B/C)	1
4	66-9413	TUBE - bottom (CRR 40-119)	1
	66-9874	TUBE - bottom (800, 800A/B/C/D)	1
5	60-261	TANK - condenser (CRR 40-119, see 152A2)	1
	67-1575	TANK - condenser (800A/B/C/D, see 154E13)	1
6	506-375	TUBE - condenser to indicator (119)	1
7	66-9125	VALVE - shutoff	1
8	506-374	TUBE - indicator to dehydrator (before 1/00)	1
	61-698	TUBE - indicator to dehydrator (1/00 & after, 119, 800, 800A)	1
9	61-786	DEHYDRATOR (w/ o-rings)	1
	61-156	DEHYDRATOR	1
10	55-4390	HANGER - dehydrator	2
	55-8891	SCREW - bracket	2
11	506-369	TUBE - discharge	1
12	66-8467	VALVE - check	1
13	506-370	TUBE - discharge	1
14	504-1418	TUBE - temperature sensor to compressor	1
15	66-9163	KVQ - valve (see 146E6)	1
16	66-9414	TUBE - exchanger to dehydrator	1
17	66-9071	TUBE - KVQ to compressor	1
18	61-726	TUBE - exchanger to KVQ	1
19	506-272	HEAT EXCHANGER (119, 800 & 800A)	1
20	66-9069	TUBE - evaporator to exchanger	1
21	61-727	TUBE - solenoid to KVQ	1
22	66-9168	VALVE - solenoid (pulse)	1
23	66-9214	TUBE - valve to tee	1
24	55-6218	TEE	1
25	66-9167	VALVE - solenoid (liquid normally closed, see 146E5)	1
26	66-9085	TUBE - valve to exchanger	1
27	66-9900	VALVE - expansion (or use 60-253 kit)	1
	66-1090	VALVE - expansion (non-adjustable)	1
28	66-9165	TUBE - valve to tee	1
29	55-2296	TEE	1





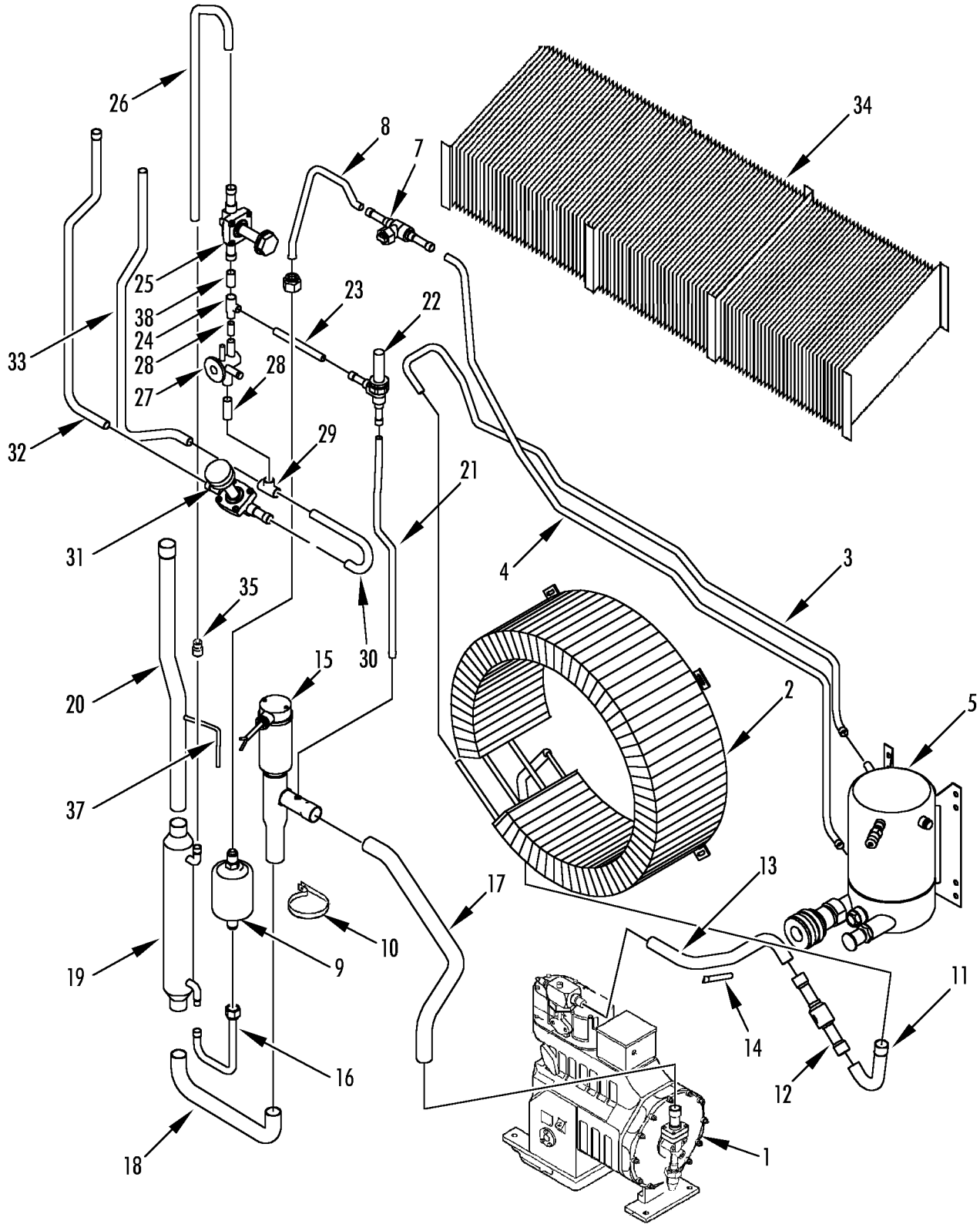
REF	PART#	DESCRIPTION	QTY
30	66-9166	TUBE - tee to valve	1
31	66-9032	VALVE - solenoid (humidity control, normally open, see 146E5)	1
	60-323	KIT - repair (Danfoss)	1
32	66-9084	TUBE - valve to coil	1
33	66-9087	TUBE - tee to coil	1
	66-9577	TUBE - tee to coil	1
34	67-1532	COIL - evaporator (units w/ 3 evap fans, 119)	1
	67-1558	COIL - evaporator (units w/ 2 evap fans, 800A/B/C)	1
35	55-2299	BUSHING (5/8 - 1/2)	1
36	66-9285	BUSHING (1-5/8 - 1-1/8)	1
37	66-9075	TUBE - equalizer (119, 800, 800A/B)	1
38	66-9072	ELBOW - suction (119, 800 & 800A)	1
39	66-9164	TUBE - valve to elbow	1
40	66-9210	TUBE - solenoid to tee	1





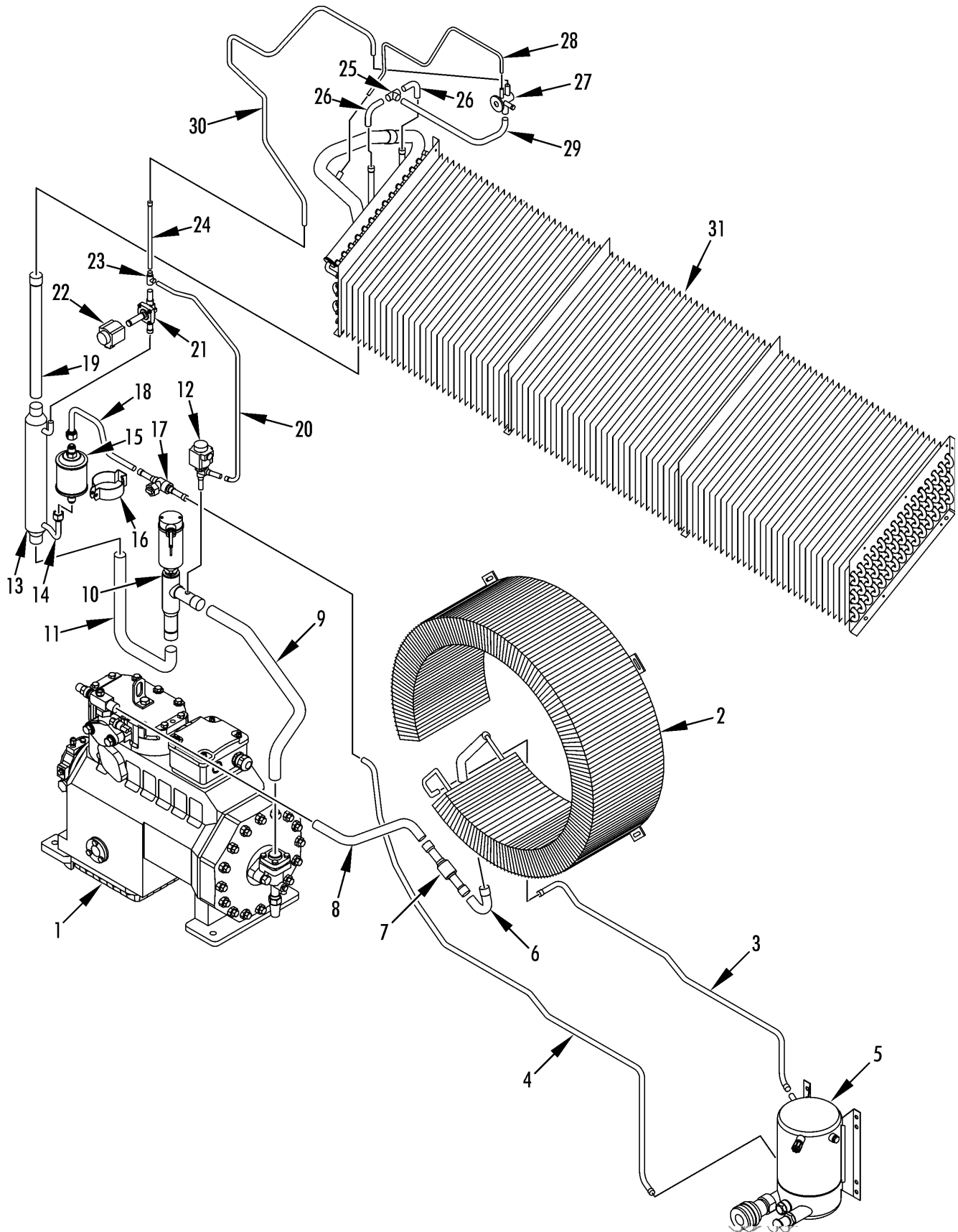


REF	PART#	DESCRIPTION	QTY
1	8102-743	COMPRESSOR (see 157G4, before 1/01)	1
2	67-1632	COIL - condenser (800, 800A/B/C)	1
	60-285	COIL - condenser (800D)	1
	99-5966	STRIP - gasket (15 x 15 mm)	A/R
	33-2950	GASKET (10 x 15 mm)	A/R
	55-6994	SCREW - coil	7
	55-6995	FLATWASHER	7
	55-9054	WASHER (nylon)	7
3	66-9875	TUBE - top (800, 800A/B/C)	1
	61-1305	TUBE - top (800D)	1
4	66-9874	TUBE - bottom (800, 800A/B/C/D)	1
5	67-1575	TANK - condenser (800, 800A/B/C/D, see 154E13)	1
6	506-375	TUBE - condenser to indicator	1
7	66-9125	VALVE - shutoff	1
8	61-698	TUBE - dehydrator to valve (119, 800, 800A)	1
	61-695	TUBE - dehydrator to valve (800B/C/D)	1
9	66-9015	DEHYDRATOR	1
10	55-4390	HANGER - dehydrator	2
	55-8891	SCREW - bracket	2
11	506-369	TUBE - discharge	1
12	66-8467	VALVE - check	1
13	506-370	TUBE - discharge	1
14	504-1418	TUBE - temperature sensor to compressor (800, 800A/B/C)	1
15	66-9163	KVQ - valve (see 146E6)	1
16	61-696	TUBE - exchanger to dehydrator	1
17	61-697	TUBE - KVQ to compressor (800B/C/D)	1
18	61-726	TUBE - exchanger to KVQ	1
19	67-1650	HEAT EXCHANGER (800B/C/D)	1
20	61-293	TUBE - evaporator to exchanger	1
21	61-727	TUBE - solenoid to KVQ	1
22	66-9168	VALVE - solenoid (pulse, Danfoss valve, see 166F6)	1
23	66-9214	TUBE - valve to tee	1
24	55-6218	TEE	1
25	66-9167	VALVE - solenoid (liquid, normally closed, see 146E5, Danfoss valve)	1
26	66-9085	TUBE - valve to exchanger (119, 800, 800A)	1
	61-1316	TUBE - valve to exchanger (800C/D)	1
	61-725	TUBE - valve to exchanger (800B)	1
27	66-9900	VALVE - expansion (or use Kit 60-253 for replacement of brass valves)	1
	203-428	TAPE - insulating	A/R
28	66-9164	TUBE - valve to tee	1
29	55-2296	TEE	1



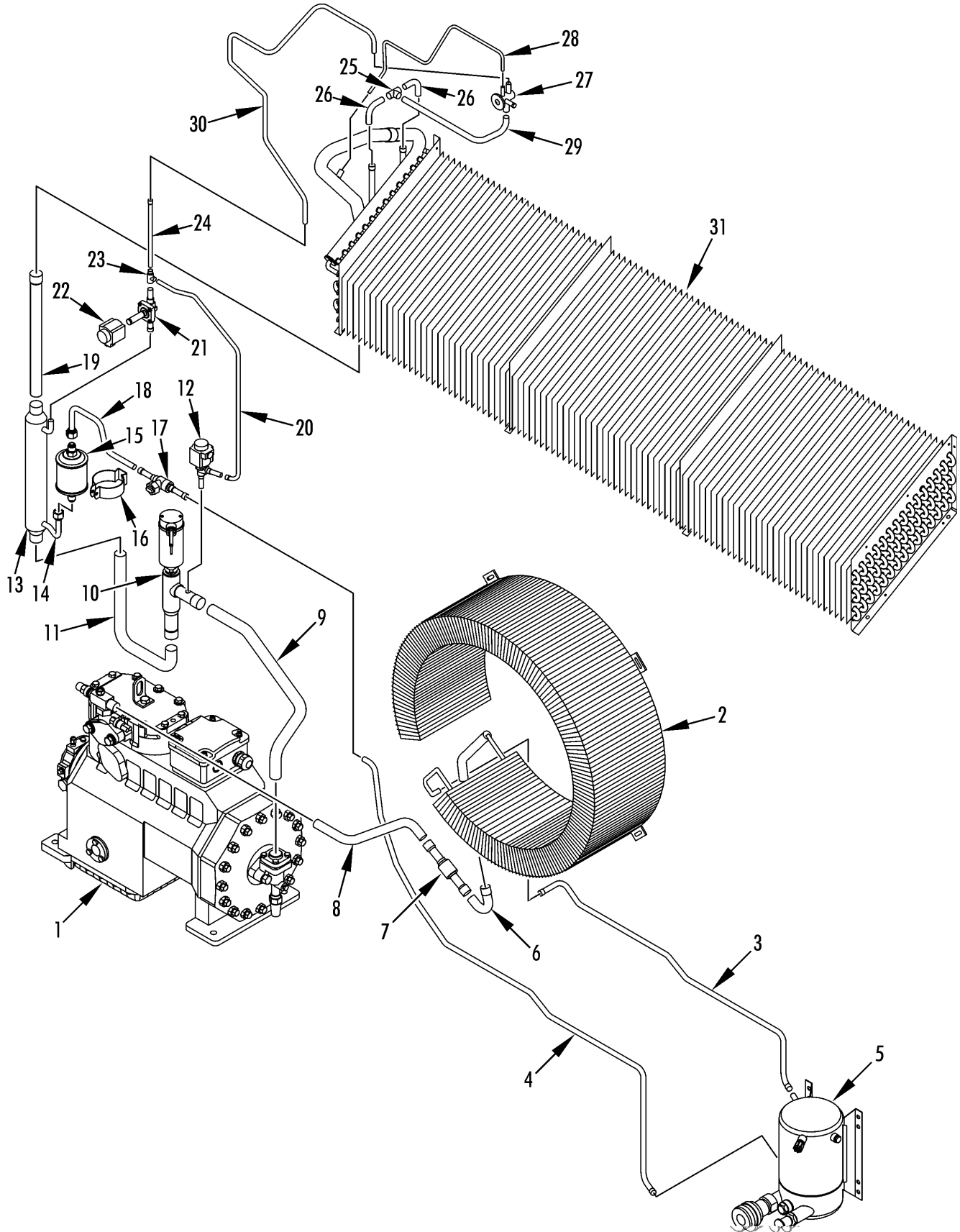


REF	PART#	DESCRIPTION	QTY
30	66-9868	TUBE - tee to valve	1
31	66-9032	VALVE - solenoid (humidity control, normally open, Danfoss valve, see 146E5)	1
	60-323	KIT - repair (Danfoss)	1
32	61-295	TUBE - valve to coil (800B)	1
	61-724	TUBE - valve to coil (800C/D)	1
33	61-294	TUBE - tee to coil (800B)	1
	61-723	TUBE - tee to coil (800C/D)	1
34	67-1532	COIL - evaporator (units w/ 3 evap fans, see 150G3)	1
	67-1806	COIL - evaporator (8/01 & after, 800, 800A/C/D)	1
	67-1673	COIL - evaporator (800B)	1
	67-1558	COIL - evaporator (before 7/01, units w/ 2 evap fans, 800A/C/D, see 152C1)	1
35	55-2299	BUSHING (5/8-1/2)	1
37	66-9075	TUBE - equalizer (119, 800, 800A/B)	1
	61-1307	TUBE - equalizer (800C/D)	1
38	66-9035	TUBE - solenoid to tee	1



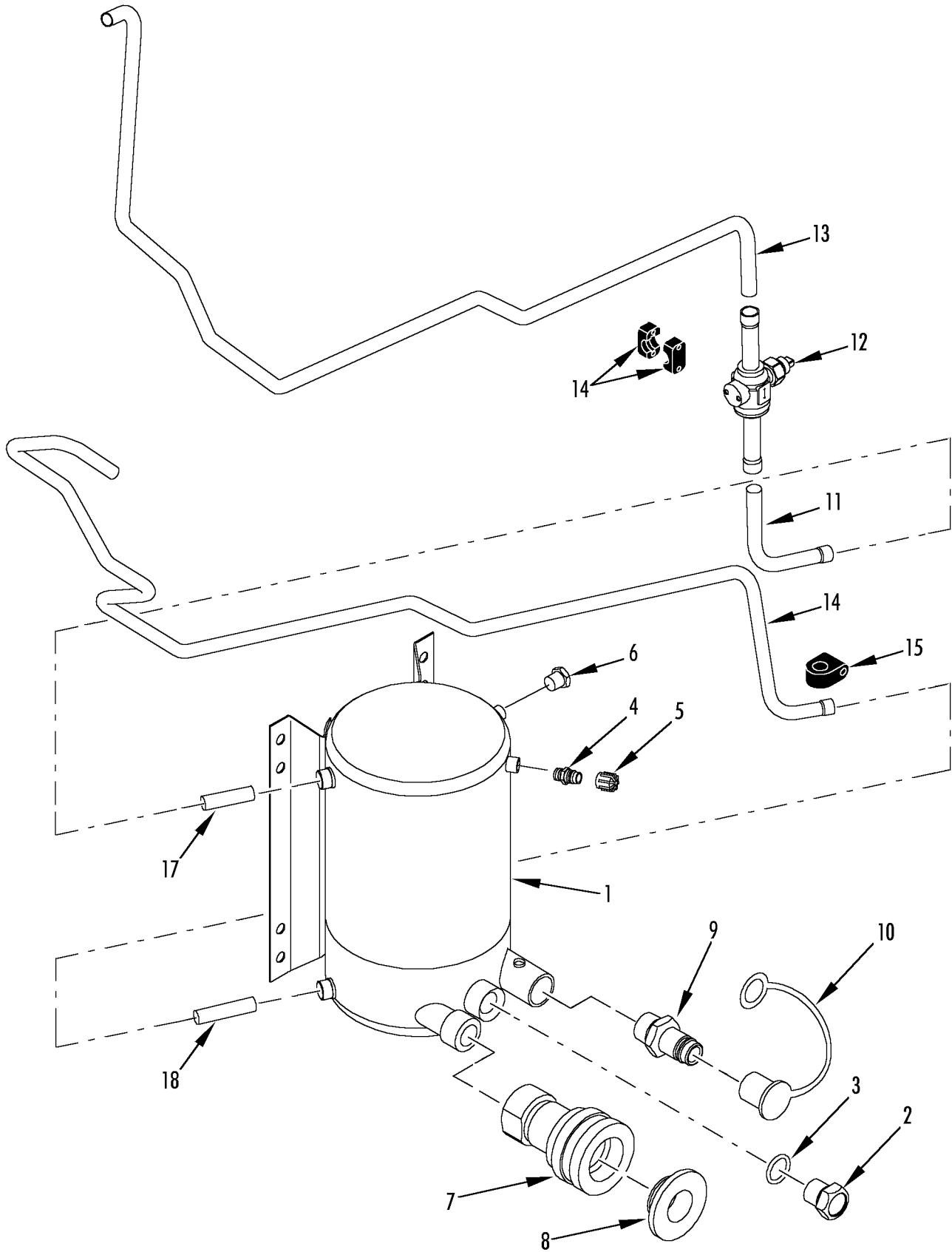


REF	PART#	DESCRIPTION	QTY
1	8102-743	COMPRESSOR (see 172H0)	1
	55-8911	SCREW - compressor	4
	55-137	FLATWASHER	4
	55-7360	FLATWASHER	4
	55-8992	NUT - hexagon	4
2	60-285	COIL - condenser	1
	33-2950	GASKET (10 x 15 mm)	A/R
	55-7035	SCREW - coil	6
	55-8893	FLATWASHER	6
	55-9054	WASHER - insulator	6
3	61-1305	TUBE - top	1
4	66-9874	TUBE - bottom	1
	55-6730	CLAMP - to tube	6
	55-7504	CLAMP (1.125 dia)	3
	55-8316	SCREW - clamp	9
	55-7075	FLATWASHER	12
5	67-1575	TANK - condenser (see 154E13)	1
	55-7341	SCREW - tank	4
	55-7342	LOCKWASHER	4
	55-7085	FLATWASHER	4
6	61-2219	TUBE - discharge, coil to compressor	1
7	66-8467	VALVE - check	1
8	61-2220	TUBE - discharge valve to compressor	1
9	61-2221	TUBE - KVQ to compressor	1
10	504-980	VALVE - KVQ (see 146E6)	1
	55-2331	BANDWRAP - valve	7
11	61-2222	TUBE - heat exchanger to KVQ	1
12	61-2223	VALVE - solenoid liquid injection	1
	41-5460	COIL - valve	1
13	67-1943	HEAT - exchanger	1
14	61-2224	TUBE - drier to heat exchanger	1
15	61-786	DEHYDRATOR (w/ o-rings)	1
16	55-4390	HANGER - dehydrator	1
	55-7035	SCREW - hanger	2
	55-9054	WASHER - insulating	2
	55-8893	FLATWASHER	2
	55-8316	SCREW - dehydrator	1
	55-7075	FLATWASHER	2
	55-7042	NUT	1
17	66-9125	VALVE - shutoff	1
18	61-2225	TUBE - check valve to dehydrator	1
19	61-2226	TUBE - suction to evaporator	1






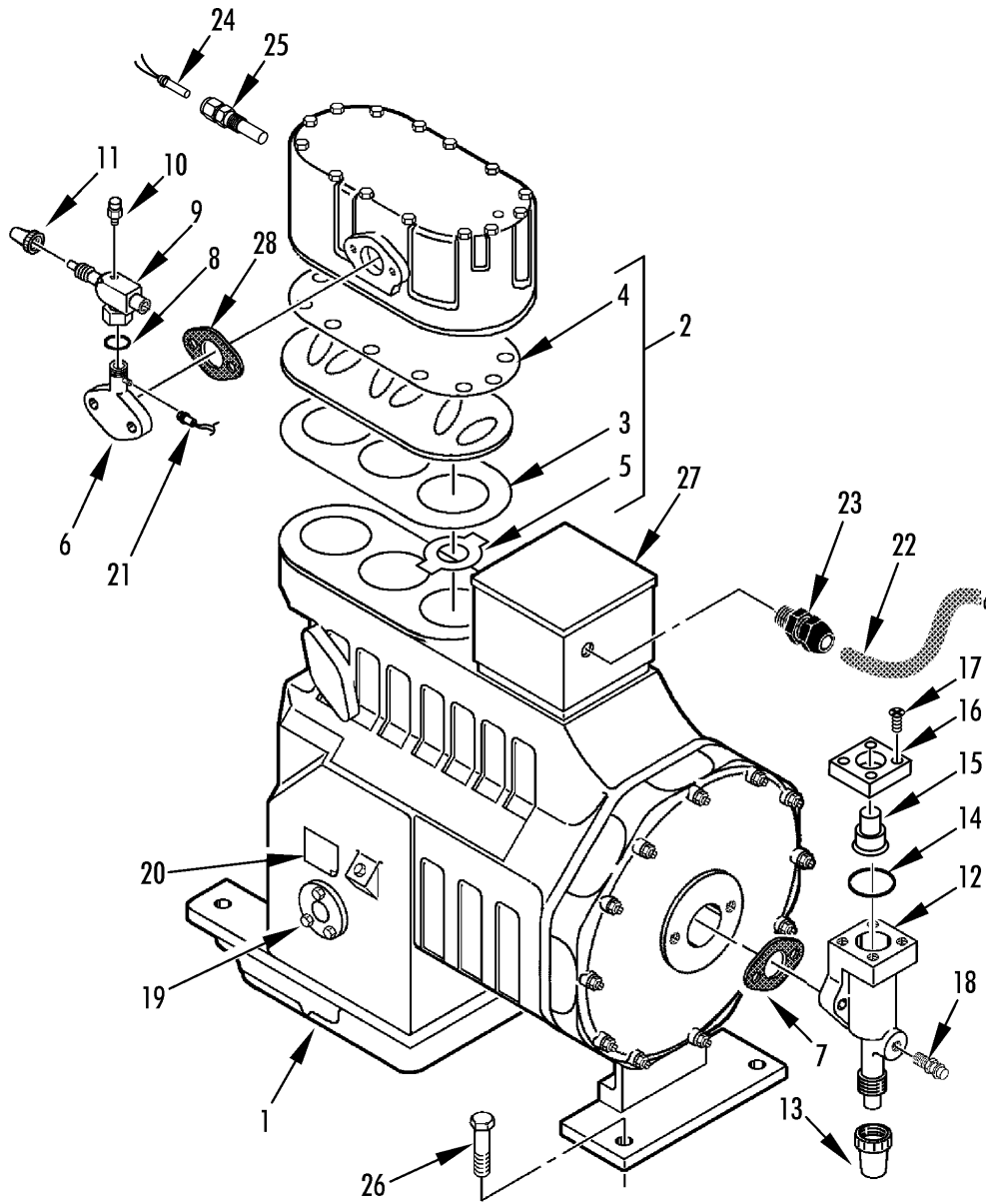
REF	PART#	DESCRIPTION	QTY
20	61-2227	TUBE - liquid injection	1
21	61-2228	VALVE - solenoid	1
22	41-5460	COIL - valve	1
23	55-6218	TEE (1/2 x 3/8 x 3/8)	1
24	61-2229	TUBE - liquid to evaporator	1
25	55-2296	TEE (1/2)	1
26	61-2051	TUBE - tee to distributor	2
27	61-1626	VALVE - expansion	1
28	61-2048	TUBE - equalizer	1
29	61-2049	TUBE - expansion valve to tee	1
30	61-2050	TUBE - expansion valve to inlet	1
31	67-1923	COIL - evaporator	1







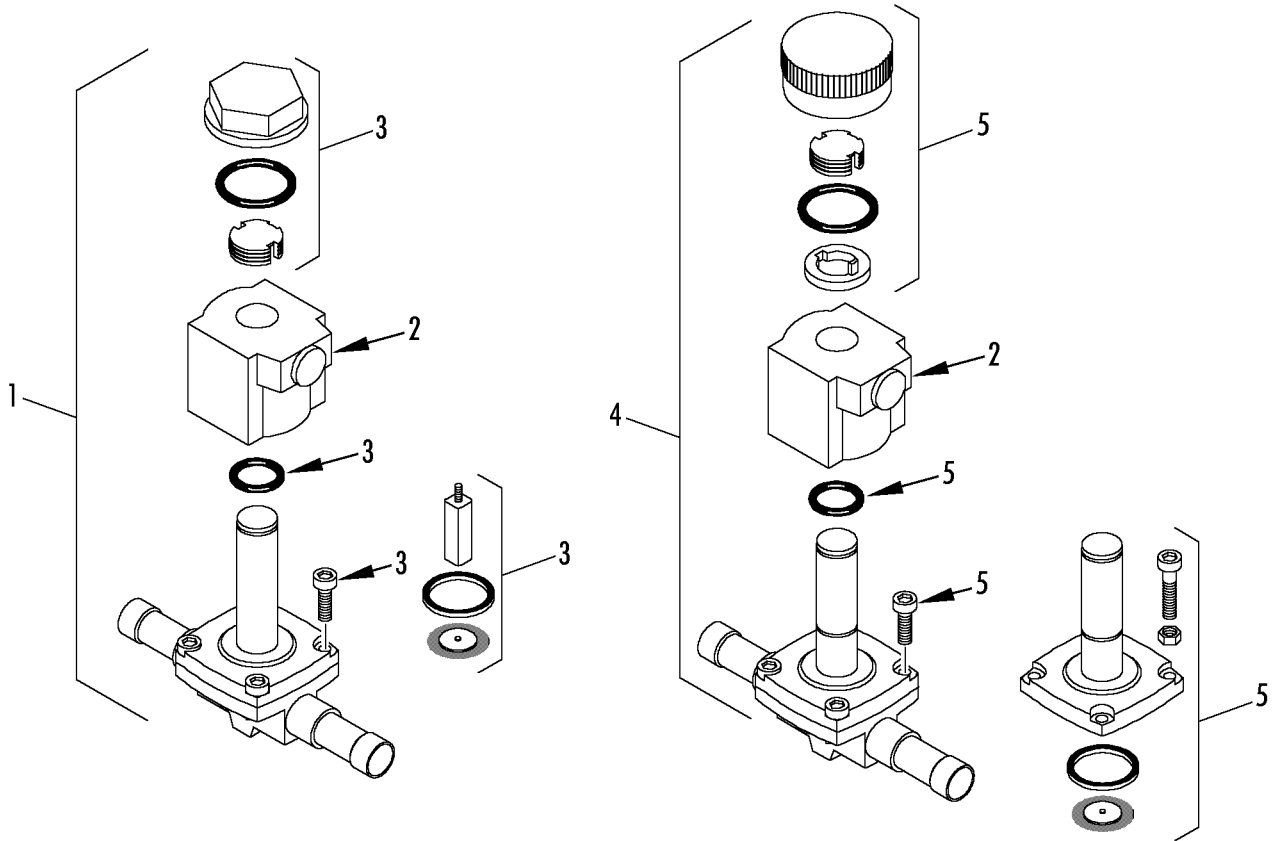
REF	PART#	DESCRIPTION	QTY
1	67-1575	TANK - water cooled condenser	1
2	66-8811	INDICATOR	1
3	33-3007	O-RING	1
4	66-6610	FITTING - high side	1
5	66-7182	• CAP - fitting	1
6	506-364	PLUG - fusible	1
	203-393	SEALER - locking	A/R
	51-1467	SCREW - tank	4
	51-1429	LOCKWASHER	4
	51-1430	FLATWASHER	4
7	66-4788	COUPLING - outlet	1
	203-385	SEALER - thread	A/R
8	91-6627	CAP - dust cover	1
9	55-1827	PLUG - outlet	1
10	91-6628	CAP - dust cover	1
11	61-3504	TUBE - condenser to filter	1
12	61-3525	VALVE - ball	1
13	61-3542	TUBE - valve to dehydrator	1
14	61-1305	TUBE - condenser to condenser	1
15	91-759	CLAMP - tube	2
	51-1462	SCREW - clamp	1
16	55-6730	CLAMP - tube	6
	55-7035	SCREW - clamp	2
	55-8893	FLATWASHER	4
17	66-7543	TUBE - stub (1.88 lg)	1
18	66-9447	TUBE - stub (2.25 lg)	1



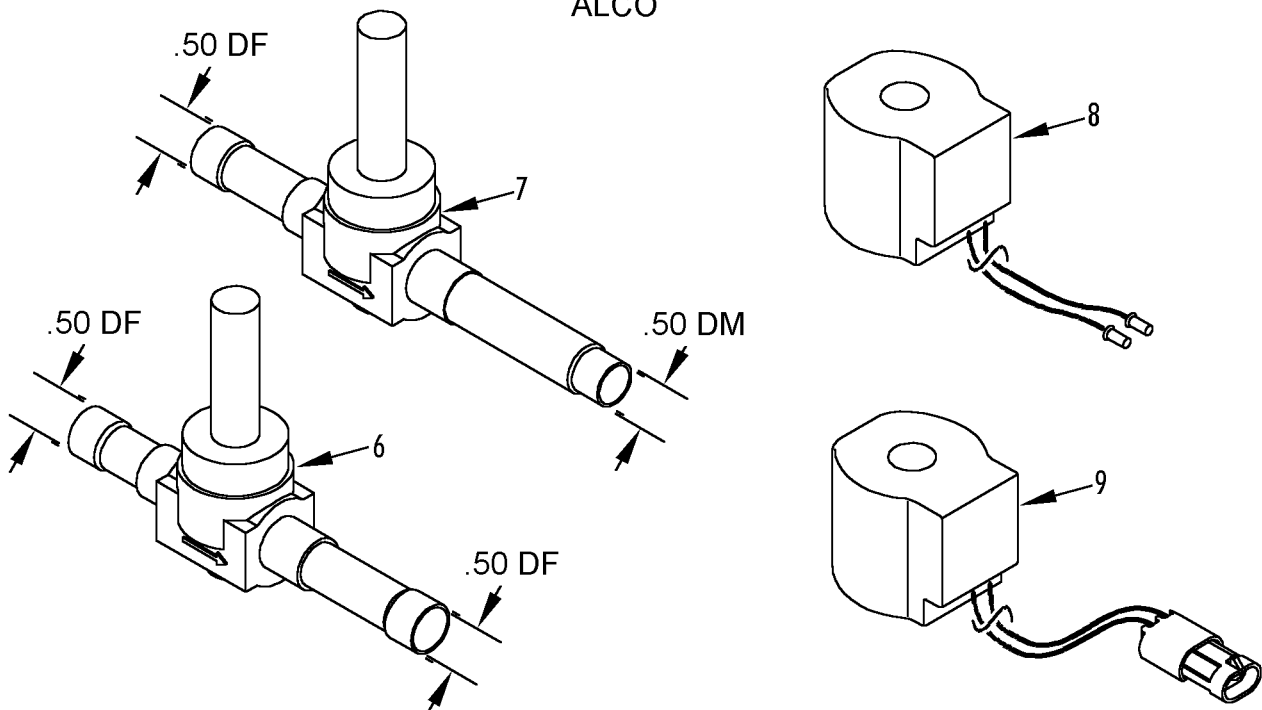


REF	PART#	DESCRIPTION	QTY
1	8102-743	COMPRESSOR (3DST, CRR 40 & DF, see note)	1
2	22-1051	• KIT - valve plate	1
	22-1132	KIT - valve plate (Delta Reed)	1
3	33-2510	•• GASKET - valve plate	1
	33-3513	GASKET - valve plate (Delta Reed)	1
4	33-2218	•• GASKET - cylinder head	1
5	502-240	•• KIT - reed suction (non Delta Reed only)	1
	203-516	OIL - compressor	A/R
6	22-1186	ADAPTER - discharge	1
	55-2747	SCREW - adapter	2
	55-2159	LOCKWASHER	2
	55-2173	FLATWASHER	2
7	33-3175	GASKET - discharge & suction	2
8	33-981	GASKET - valve	1
9	66-9377	VALVE - discharge	1
10	66-6610	ADAPTER - service (discharge)	1
	66-7182	• CAP - adapter (red)	1
11	506-161	CAP - discharge valve	1
12	66-9149	VALVE - suction	1
	61-2230	VALVE - suction (800E)	1
13	506-165	CAP - suction valve	1
14	503-230	GASKET - suction	1
15	66-1845	COUPLING	1
16	66-2457	COLLAR	1
17	55-3490	SCREW - collar	4
18	66-6607	FITTING - service (lowside)	1
	66-7183	• CAP - fitting	1
19	22-398	SIGHT GLASS - oil	1
	33-2223	GASKET - sight glass	1
20	509-1153	LABEL - compressor oil	1
21	41-3250	SWITCH - hpco	1
22	41-4015	CABLE - compressor power	1
23	55-5257	FITTING - harness	1
24	41-4300	PROBE - high temperature	1
25	22-1161	POCKET - sensor	1
26	55-9037	SCREW - compressor (50 mm)	4
	55-7360	FLATWASHER	4
	55-5025	NUT	4
27	92-1682	BOX - junction (plastic, Maersk only)	1
28	33-3175	GASKET - discharge (rubberized)	1

### DANFOSS

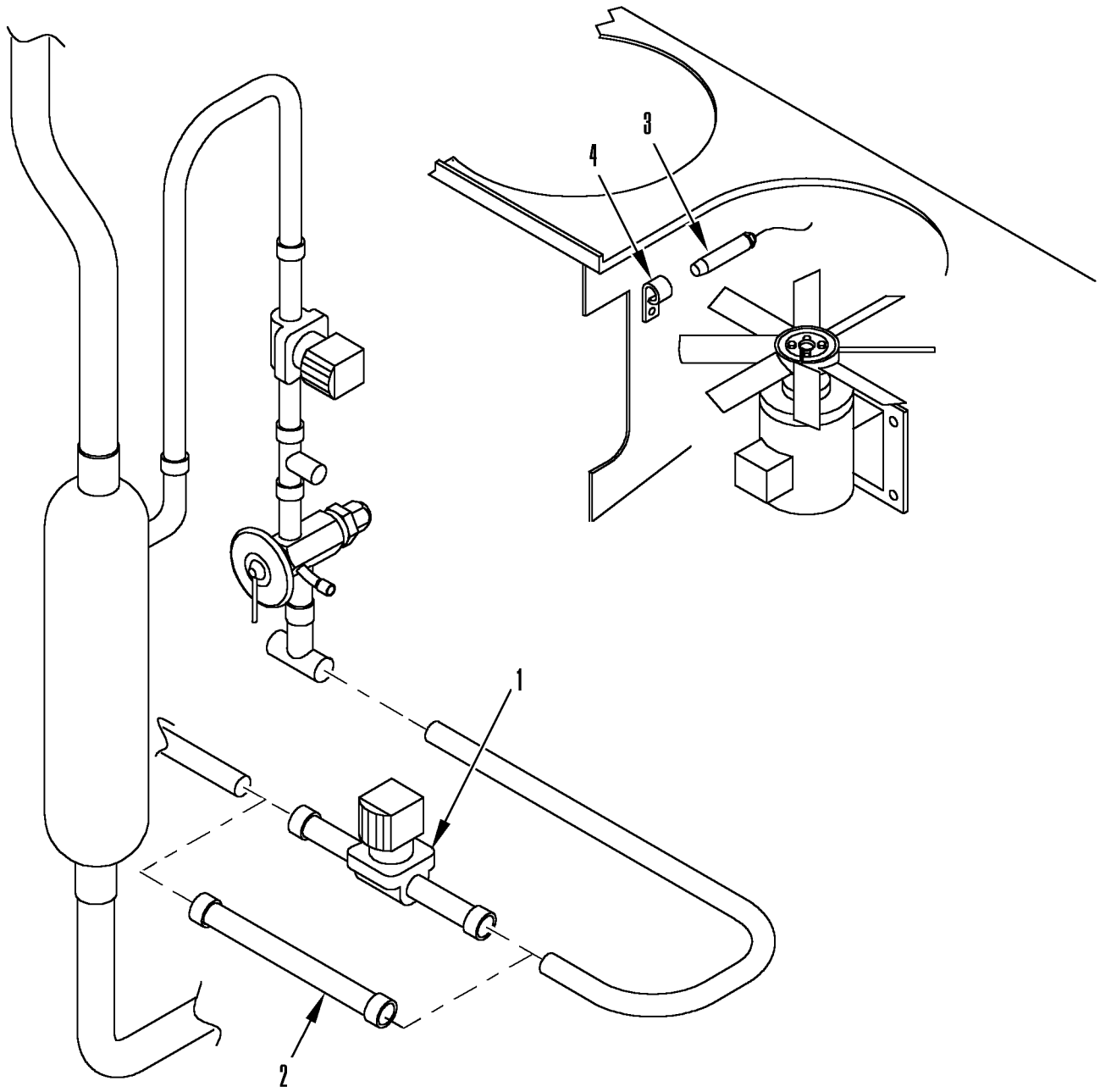


### ALCO



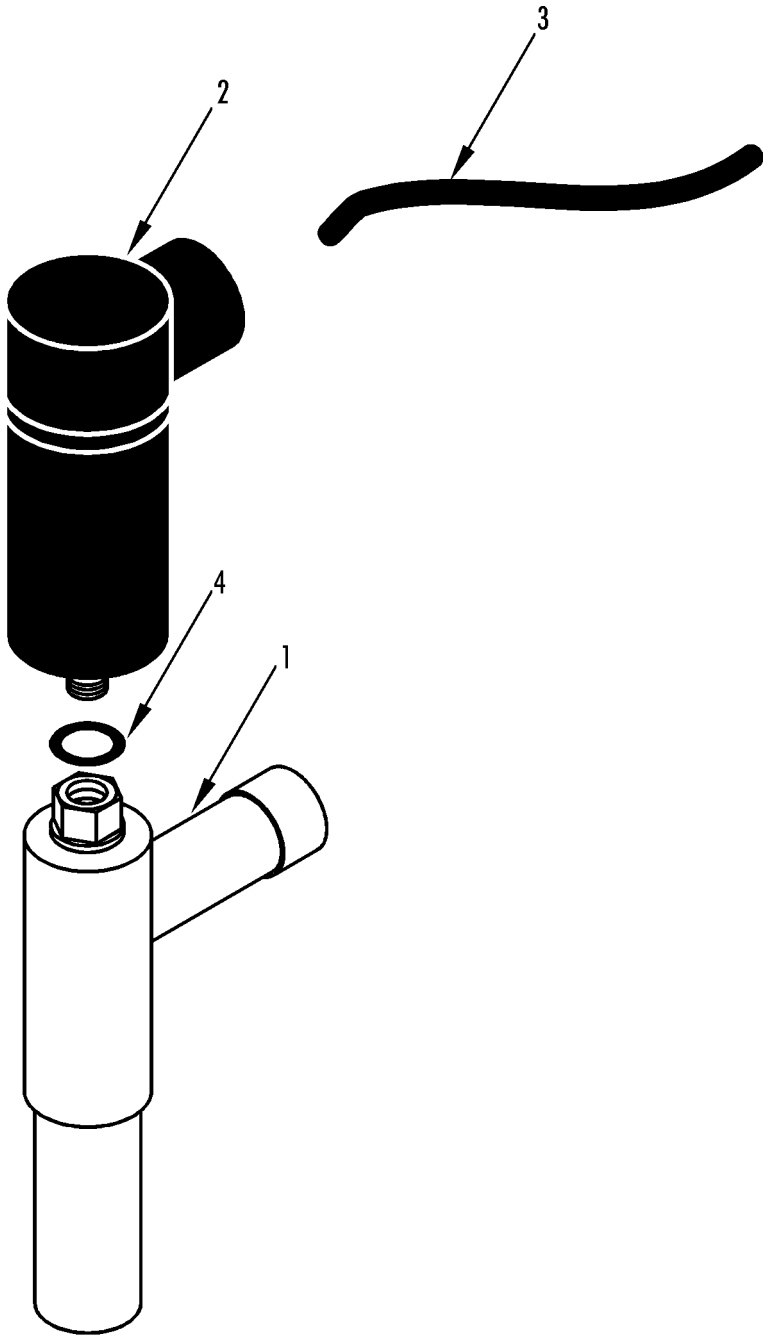


REF	PART#	DESCRIPTION	QTY
1	66-9167	VALVE - liquid line (less coil, normally closed, Danfoss)	1
2	41-5460	COIL - valve	1
	41-2399	COIL - valve (2 pin connector, gray, Danfoss)	1
3	60-323	KIT - repair (Danfoss)	1
4	66-9032	VALVE - dehumidifier (less coil, normally open, Danfoss)	1
5	60-323	KIT - repair (Danfoss)	1
6	41-3303	VALVE - dehumidifier (less coil, normally open, Alco)	1
	66-9867	VALVE - liquid line (less coil, normally closed, Alco)	1
7	61-149	VALVE - liquid line (less coil, normally closed, Alco)	1
8	41-3301	COIL - valve (2.2 meter leads)	1
	41-3301	COIL - valve (2.2 meter leads w/ pin terminals)	1
9	41-3592	COIL - valve (200 mm leads w/ pin connector, white band)	1
	40-782	COIL - valve (200 mm leads w/ pin connectors, green band)	1





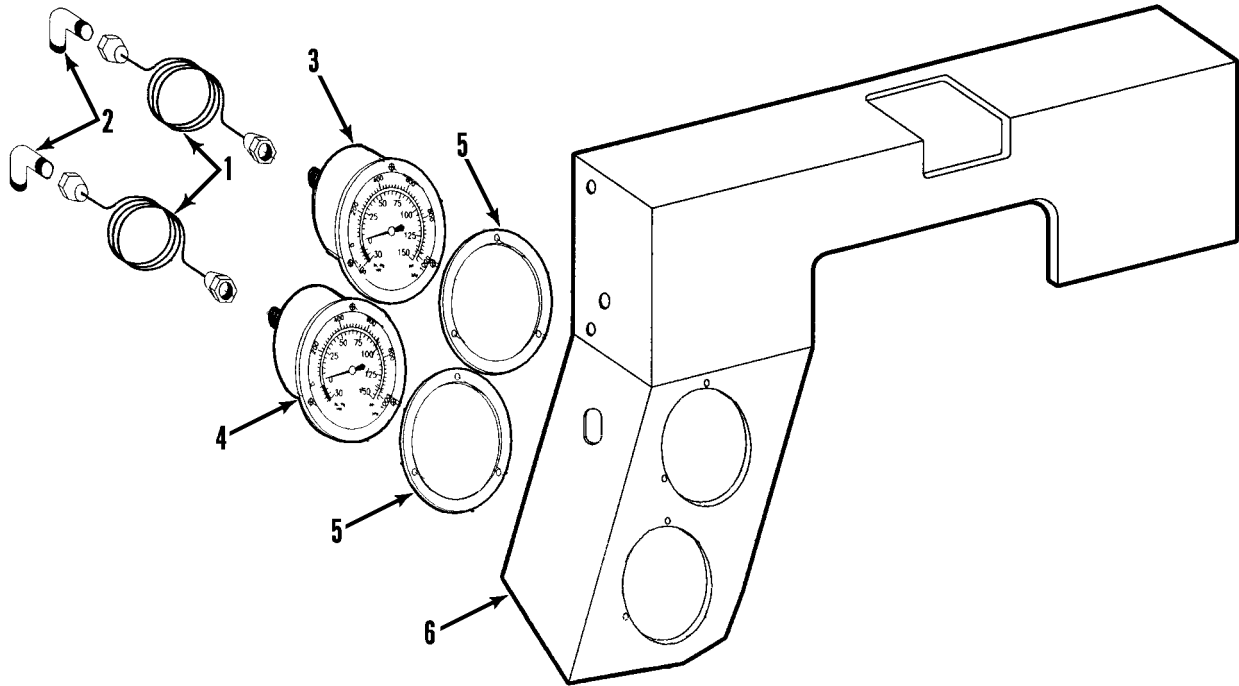
REF	PART#	DESCRIPTION	QTY
1	66-9032	VALVE - solenoid (humidity control)	1
	60-323	• KIT - repair (Danfoss)	1
	41-2399	• COIL - liquid line valve (w/ connector)	1
	41-5460	•• COIL	1
2	66-9159	TUBE (replaces valve)	1
3	41-9220	SENSOR - humidity	1
	41-2838	HARNESS - sensor	1
4	55-1203	CLAMP - sensor	2
	55-8991	SPACER - clamp	2
	55-9173	SCREW - clamp	2





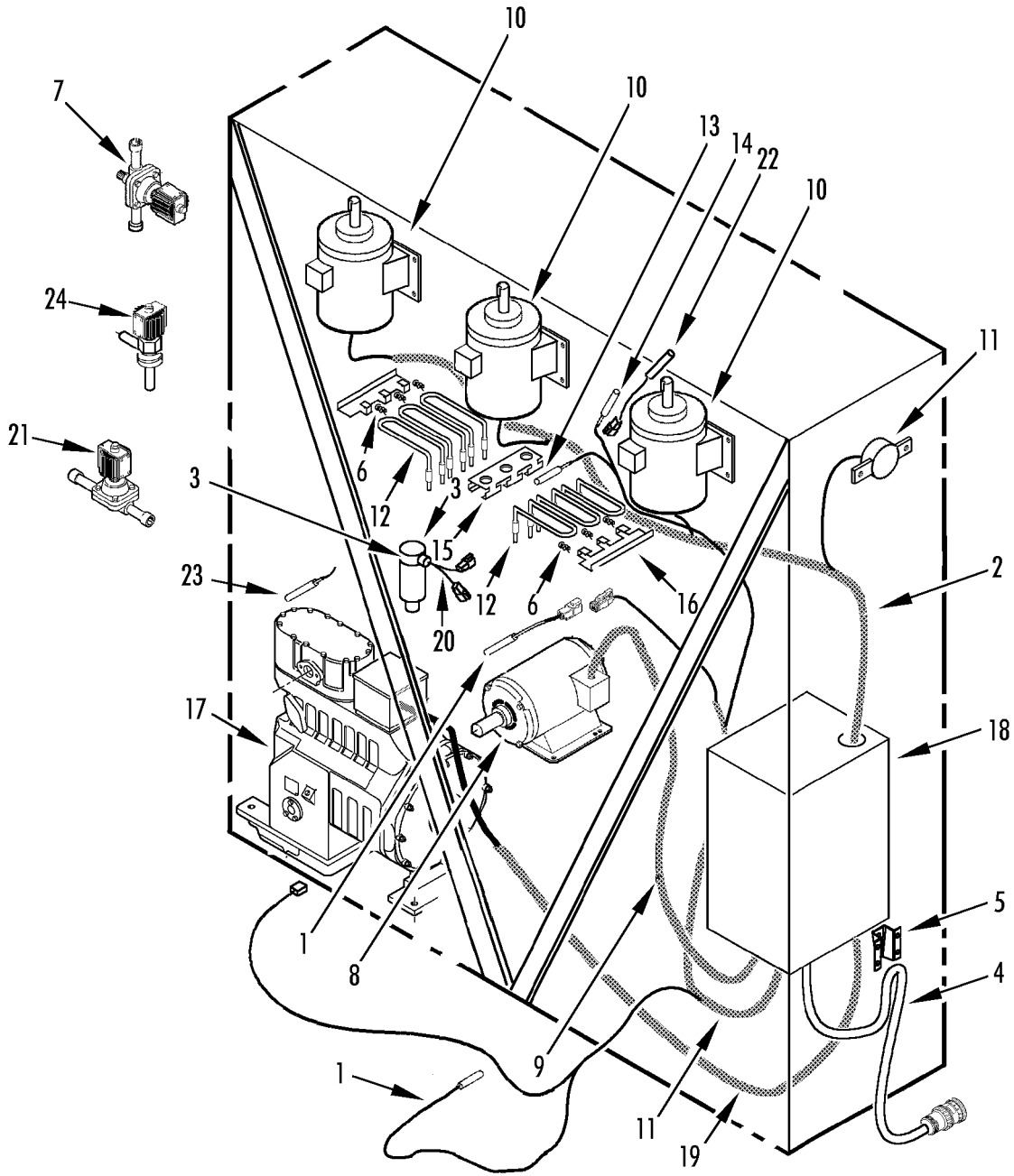


REF	PART#	DESCRIPTION	QTY
1	66-9163	VALVE - KVQ	1
	504-980	• ACTUATOR & HARNESS	1
2	504-980	•• ACTUATOR	1
3	41-2603	•• HARNESS (before 10/02)	1
	41-5420	• HARNESS (after 9/02)	1
4	503-291	GASKET	1



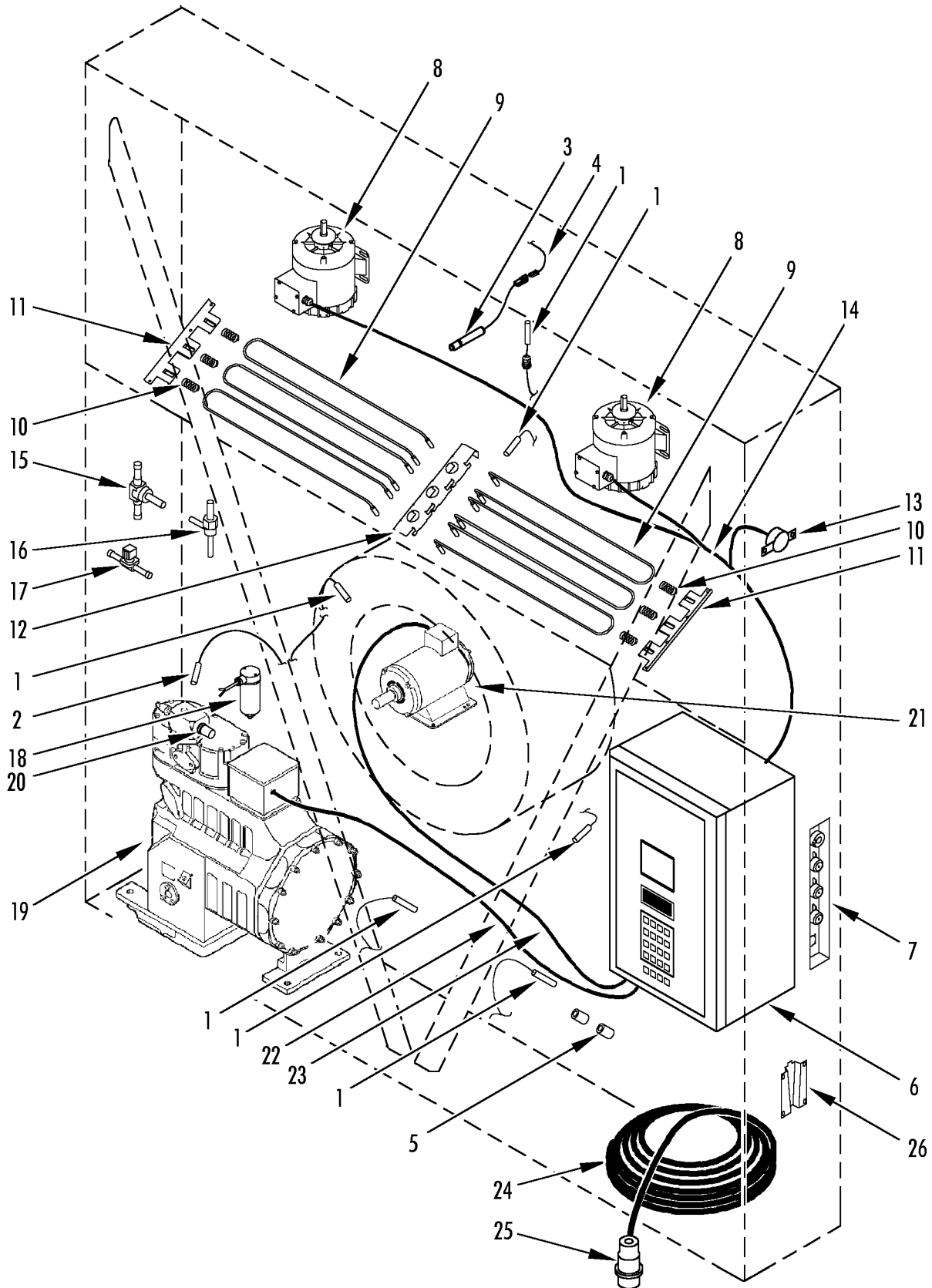


REF	PART#	DESCRIPTION	QTY
1	61-154	TUBE - gauge (w/ Schrader)	2
2	55-9615	ELBOW - valve (w/ Schrader)	2
	66-9891	VALVE - Schrader	2
3	506-413	GAUGE - pressure (suction) (K26-23165-00)	1
4	66-9890	GAUGE - pressure (discharge) (K26-72464-00)	1
	55-8382	SCREW - gauge	6
	55-8410	WASHER	6
	55-9086	WASHER (nylon)	6
	55-7864	NUT (K21-50100-03)	6
5	33-3212	GASKET - gauge (K28-52133-00)	2
6	509-1636	GUARD - compressor (060-83030-02)	1
	55-7341	SCREW - guard (20 mm) (K21-50225-20)	2
	55-6993	SCREW - guard (25 mm) (K21-50225-25)	1
	55-8904	WASHER	3
	55-8955	WASHER (nylon)	3



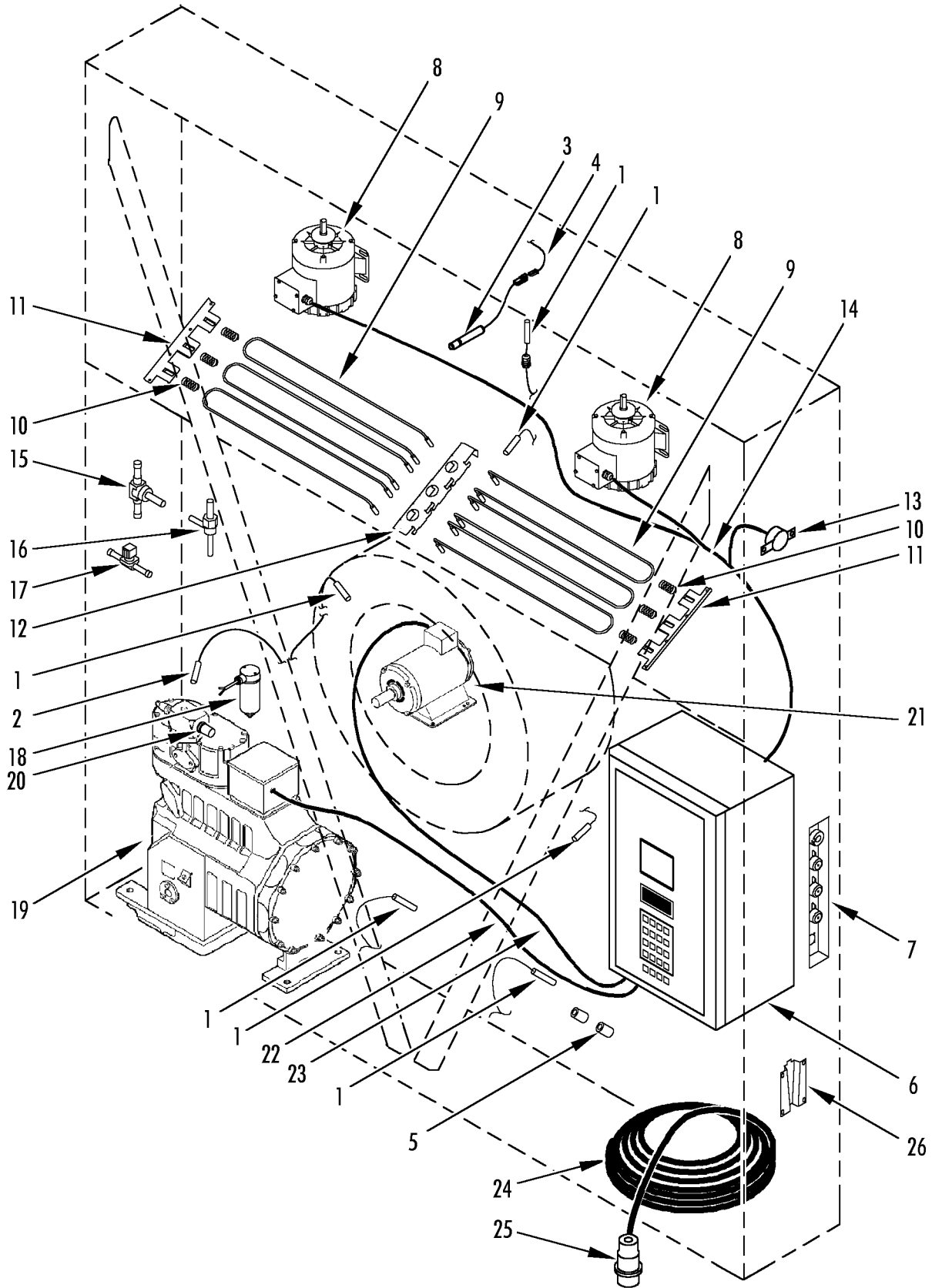


REF	PART#	DESCRIPTION	QTY
1	40-791	KIT - sensor (universal)	1
2	41-2954	HARNESS - evaporator fans & heaters (see 150G3)	1
3	504-980	COIL - KVQ (see 151A5)	1
4	41-2503	CABLE - power	1
	41-1976	PLUG - power (Minnekes)	1
5	91-6988	BRACKET - cable restraint	1
	55-9164	SCREW - cable	1
	55-7357	FLATWASHER	1
	55-7344	NUT	1
	55-7172	SCREW - bracket	4
	55-7075	FLATWASHER	4
	55-7170	LOCKWASHER	4
6	91-8140	SPRING - heater	6
7	66-9167	VALVE - solenoid (see 146E5)	2
8	104-753	MOTOR - condenser fan (see 150G2)	1
	77-1498	• BEARING - shaft end	1
	77-1401	• BEARING - opposite end	1
9	41-2953	HARNESS - condenser fan (see 150G2)	1
10	104-691	MOTOR - evaporator fan (units w/ 3 motors see 150G3, units w/ 2 motors see 152C1)	3
	77-1498	• BEARING - shaft end	1
	77-1401	• BEARING - opposite end	1
11	504-602	SWITCH - high temperature (130 deg F)	1
12	45-1791	HEATER	6
13	40-791	KIT - sensor (universal)	1
14	40-791	KIT - sensor (universal)	1
15	91-8142	BRACKET - heater	1
16	91-8467	BRACKET - heater	2
	55-8891	SCREW - bracket	11
17	8102-743	COMPRESSOR (see 162G5)	1
18	NSS	BOX - control (see 152A3)	1
	55-8075	SCREW - control box	4
	55-8893	WASHER	4
	55-9054	WASHER (nylon)	4
19	41-4015	CABLE - compressor	1
20	41-2603	HARNESS - KVQ	1
21	66-9032	VALVE - dehumidifier (see 147G12)	1
	60-323	KIT - repair (Danfoss)	1
22	41-9220	SENSOR - humidity (see 147G12)	1
23	41-4300	PROBE - head temperature (see 160G1)	1
24	66-9168	VALVE - solenoid	1





REF	PART#	DESCRIPTION	QTY
1	40-791	KIT - sensor (universal)	A/R
	51-270	CONNECTOR - liquid tite	1
2	41-4300	SENSOR - compressor	1
3	41-9220	SENSOR - humidity (see 147G12)	1
	41-9220	SENSOR - humidity (800E)	1
4	41-2838	HARNESS - sensor (humidity, see 147G12)	1
5	91-9754	POCKET - sensor	1
6	NSS	BOX - control (see 160G2 & 146D7)	1
7	NSS	PANEL - USDA receptacle (see 157H2, 185D6 & 158E2)	1
8	104-691	MOTOR - fan	2
	77-1498	• BEARING - shaft end	1
	77-1401	• BEARING - opposite end	1
9	45-1791	HEATER (680W, 600 mm leads)	6
	45-1927	HEATER (680W, 2 meter leads)	6
10	91-8140	SPRING - heater	6
11	91-8467	BRACKET - heater	2
12	91-8142	BRACKET - heater	1
13	41-3401	THERMOSTAT - defrost termination	1
14	41-3277	HARNESS - evaporator (800 & 800A)	1
	41-3685	HARNESS - evaporator (CRR 40-300)	1
	41-4018	HARNESS - evaporator fan (2 fan units w/o heater doors, 800B & CRR40)	1
15	66-9167	VALVE - solenoid (less coil, see 145E5)	1
	61-2228	VALVE - solenoid (800E)	1
16	66-9168	VALVE - liquid injection (less coil, see 166F6)	1
	61-2223	VALVE - solenoid, liquid injection (800E)	1
17	66-9032	VALVE - solenoid (less coil, dehumidity, see 147G12)	1
	60-323	KIT - repair (Danfoss)	1
18	66-9163	VALVE - KVQ (see 151A5)	1
19	8102-743	COMPRESSOR (see 165C9 & 185E3)	1
20	41-3302	SWITCH - hpc0	1
21	104-753	MOTOR - condenser (see 155D4)	1
	77-1498	• BEARING - shaft end	1
	77-1401	• BEARING - opposite end	1
22	41-4015	CABLE - compressor	1
23	41-2953	HARNESS - condenser fan	1
24	45-1942	CABLE - power (22.3 meters, 73 ft)	1
	45-1992	CABLE - power (19.2 meters, 63 ft)	1
25	41-1976	• PLUG - power	1
26	92-270	BRACKET - cable restraint	1
	92-2777	BRACKET - power cable (800E & CRR40)	1
	55-9164	SCREW - cable	1

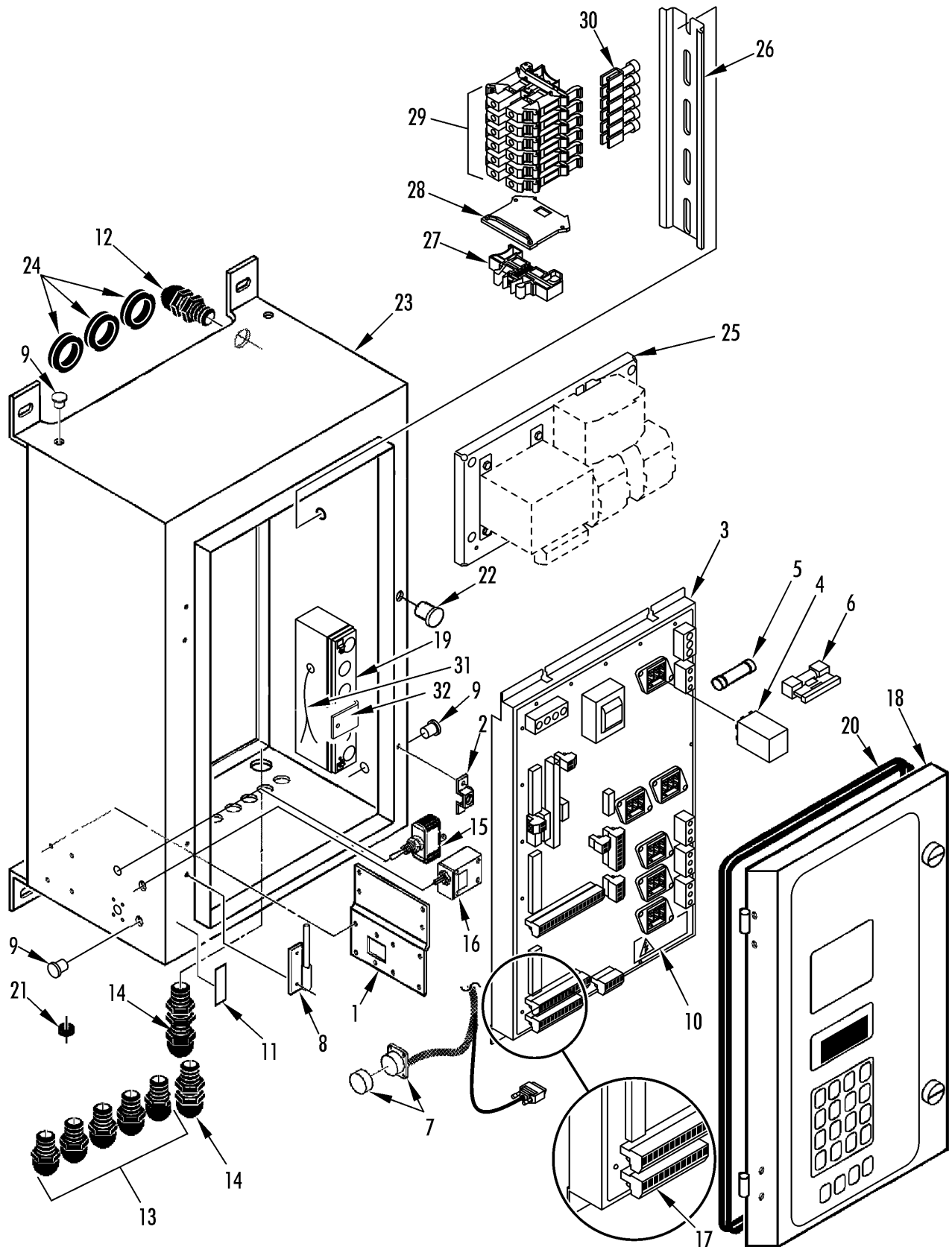






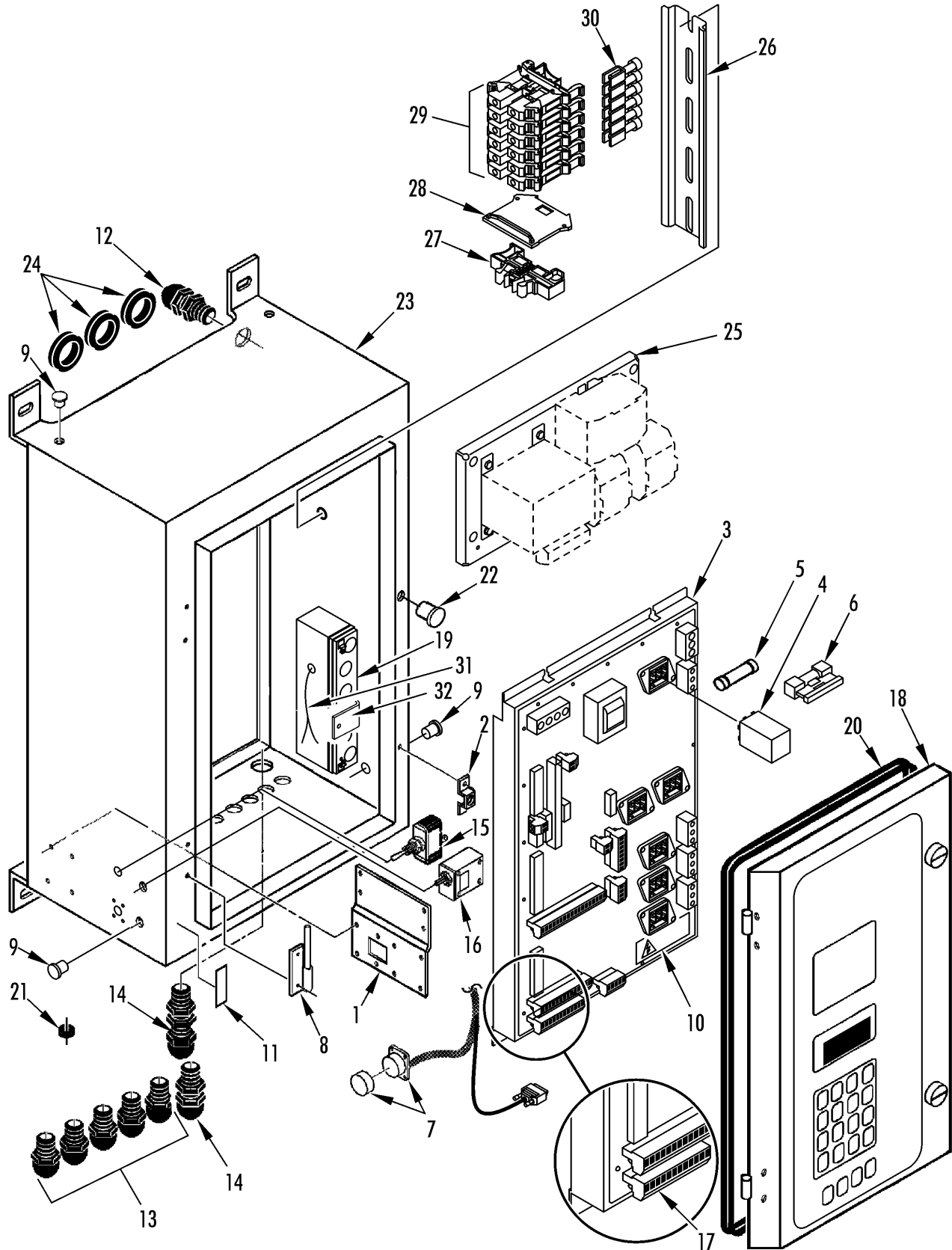
REF	PART#	DESCRIPTION	QTY
	55-7357	FLATWASHER	1
	55-7344	NUT	1
	55-7172	SCREW - bracket	4
	55-7075	FLATWASHER	4
	55-7170	LOCKWASHER	4
	44-9891	TERMINAL-WIREPIN-10GA	7

**NOTE:** Use Universal Sensor Kit 40-791 to repair all sensors except 41-3594, 41-4156 & 41-4300.



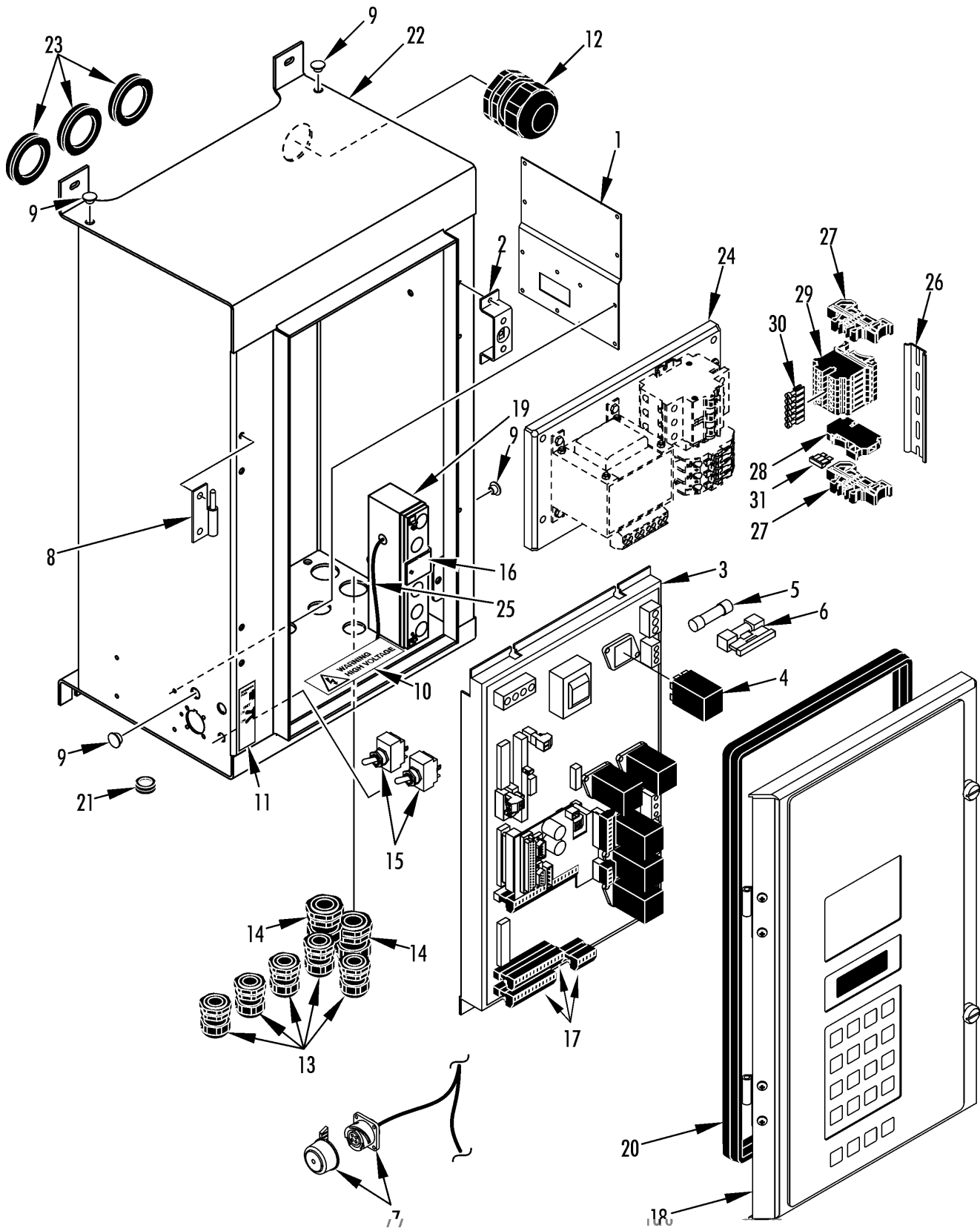


REF	PART#	DESCRIPTION	QTY
1	92-236	BRACKET - diagram	1
	55-3272	RIVET - bracket	4
2	92-237	BRACKET (w/ receptacle)	2
	55-2074	NUT - speed	1
	55-9166	SCREW - bracket	4
3	55-9444	WASHER - insulating (nylon)	4
	845-2010	BOARD - relay (MP3000)	1
4	55-9166	SCREW - relay board	6
	41-7587	RELAY - power (K24-58162-02)	6
5	92-860	CLIP - relay	6
	504-970	FUSE (20 amp)	3
6	41-3430	HOLDER - fuse	1
7	41-3402	CABLE - retriever plug	1
	55-3272	RIVET - plug	4
	41-3588	CAP - plug	1
8	92-238	HINGE - cover	2
	55-7172	SCREW - hinge	4
	55-8877	WASHER (nylon)	4
	509-955	INSULATOR	2
	55-6995	WASHER	2
	505-566	LOCKWASHER	2
9	55-7042	NUT	4
	505-408	PLUG - seal	3
10	91-9833	NAMEPLATE - Caution	1
11	92-244	NAMEPLATE - on/off	1
12	55-5885	CONNECTOR - liquid tite	1
13	55-8907	FITTING - harness	5
14	55-5257	FITTING - harness	2
15	41-3595	SWITCH - unit on/off	1
	92-239	BOOT - switch	1
16	41-3276	BREAKER - circuit	1
	44-8688	BOOT - circuit breaker	1
	41-2832	CONNECTOR - plug (2 pin)	1
17	41-3596	BLOCK - terminal (4 pole)	1
	41-3597	BLOCK - terminal (5 pole)	1
	41-3598	BLOCK - terminal (8 pole)	1
	41-3851	BLOCK - terminal (12 pole)	1
	41-3599	BLOCK - terminal (14 pole)	1
	41-3608	BLOCK - terminal (18 pole)	1
18	NSS	DOOR - controller (see 158D7)	1
19	203-509	BATTERY (12V, 1.9 AH)	1
20	33-3043	GASKET - cover	1



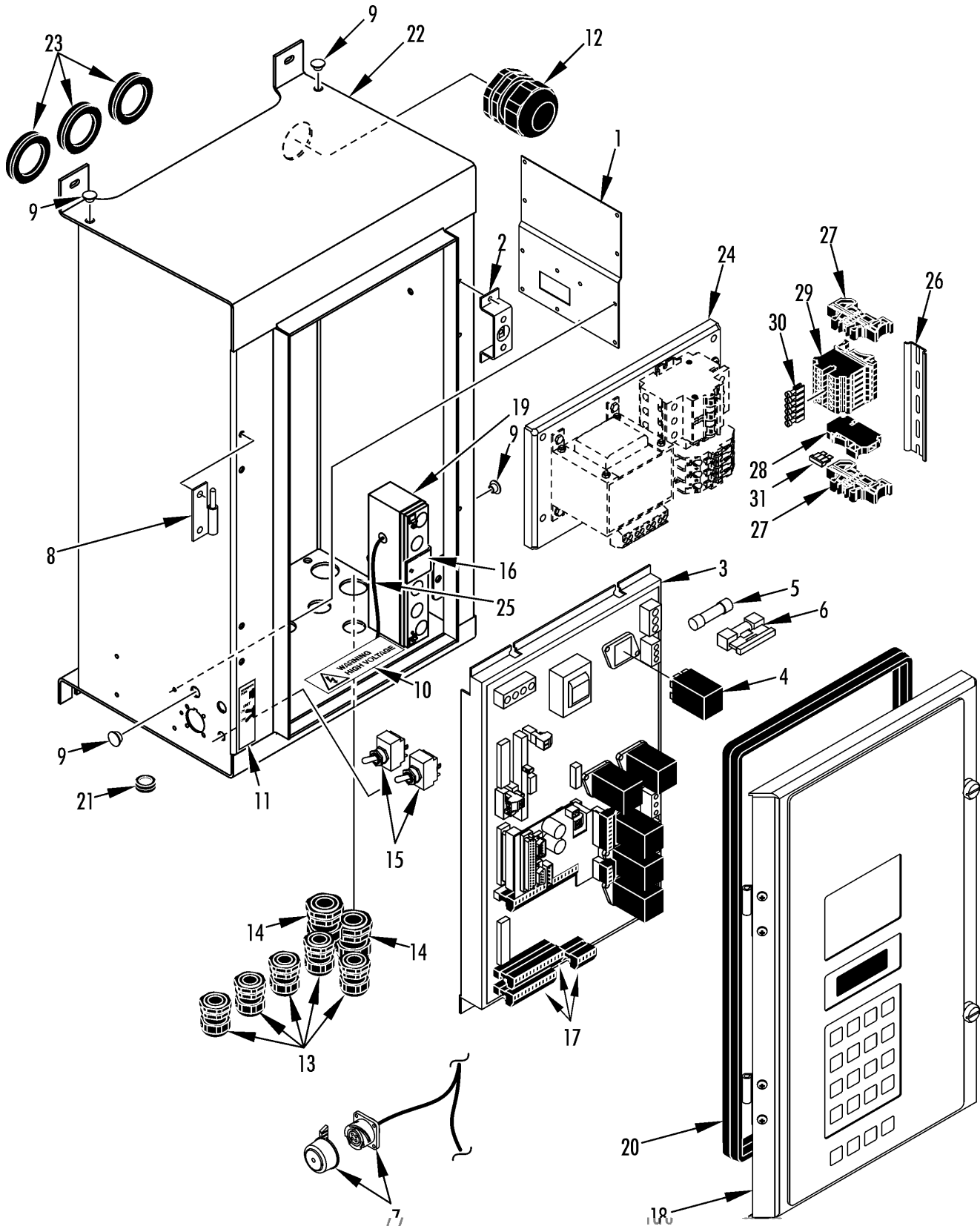


REF	PART#	DESCRIPTION	QTY
21	33-3838	GROMMET	1
22	55-9401	PLUG - seal	3
23	98-5454	BOX - control	1
	55-6994	SCREW - control box	4
	55-7075	FLATWASHER	4
	55-9054	WASHER - insulator	4
24	33-3215	GROMMET	3
25	NSS	TRAY - high voltage (see 158A1 or 146D7)	1
26	309-3066	RAIL - terminal block	1
	55-7169	SCREW - rail	2
	55-7033	FLATWASHER	2
	55-9445	WASHER - insulator	2
	55-7034	NUT	2
27	41-3687	TERMINAL - stop clip	2
28	41-3702	PLATE - end terminal	1
29	41-3688	BLOCK - terminal (UK, heaters)	6
30	41-3703	CONNECTOR - cross	1
31	41-3335	CABLE - battery	1
32	92-5520	BRACKET - battery	1
	55-2988	RIVET - battery	1





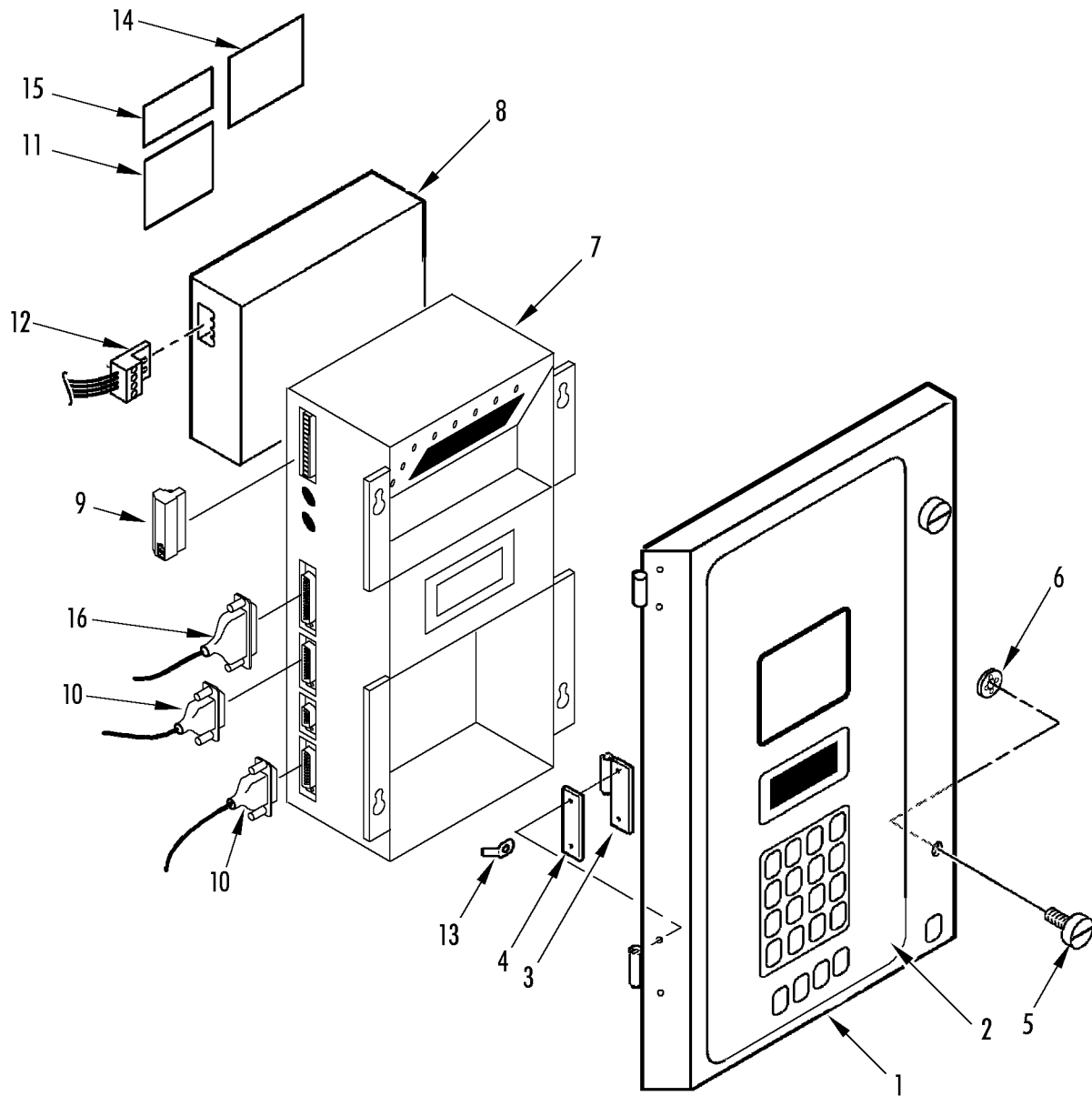
REF	PART#	DESCRIPTION	QTY
1	92-236	BRACKET - diagram	1
	55-3272	RIVET - bracket	4
2	92-237	BRACKET (w/ receptacle)	2
	55-2074	NUT - speed	4
	55-9166	SCREW - bracket	4
	55-9444	WASHER - insulating (nylon)	4
3	45-2010	BOARD - relay (MP3000 A)	1
	845-2010	BOARD - relay (reman, MP3000 A)	1
4	41-7587	• RELAY - power (K24-58162-02)	6
	92-860	• CLIP - relay	6
5	504-970	• FUSE (20A)	3
6	41-3430	• HOLDER - fuse	3
	51-336	SCREW - relay board	6
7	41-3402	CABLE - retriever plug (Deutsch, see download panel grid)	1
	41-2583	CABLE - retriever plug (Cannon, see download panel grid)	1
	55-3272	RIVET - plug	4
	41-2406	CAP - plug	1
	99-3685	CHAIN - cap	1
8	92-238	HINGE - cover	2
	55-7172	SCREW - hinge	4
	51-618	INSULATOR	2
	51-1423	FLATWASHER	4
	51-1424	LOCKWASHER	2
	55-7042	NUT	4
9	55-9346	PLUG - seal	2
10	91-9833	NAMEPLATE - Caution	1
11	91-9272	NAMEPLATE - On/Off	1
12	41-3686	CONNECTOR - liquid tite	1
13	55-5900	FITTING - harness	5
14	55-5257	FITTING - harness	2
15	41-3595	SWITCH - On/Off (unit & cond fan)	2
	92-239	BOOT - switch	1
16	92-5520	BRACKET - battery	1
	55-2988	RIVET - bracket	1
17	41-2832	CONNECTOR - plug (2 pin, short circuit)	1
	41-3596	BLOCK - terminal (4 pole)	1
	41-3597	BLOCK - terminal (5 pole)	1
	41-3598	BLOCK - terminal (8 pole)	1
	41-3851	BLOCK - terminal (12 pole)	1
	41-3599	BLOCK - terminal (14 pole)	1
	41-3608	BLOCK - terminal (18 pole)	1
18	NSS	DOOR - controller (see 183B5 & 188E8)	1





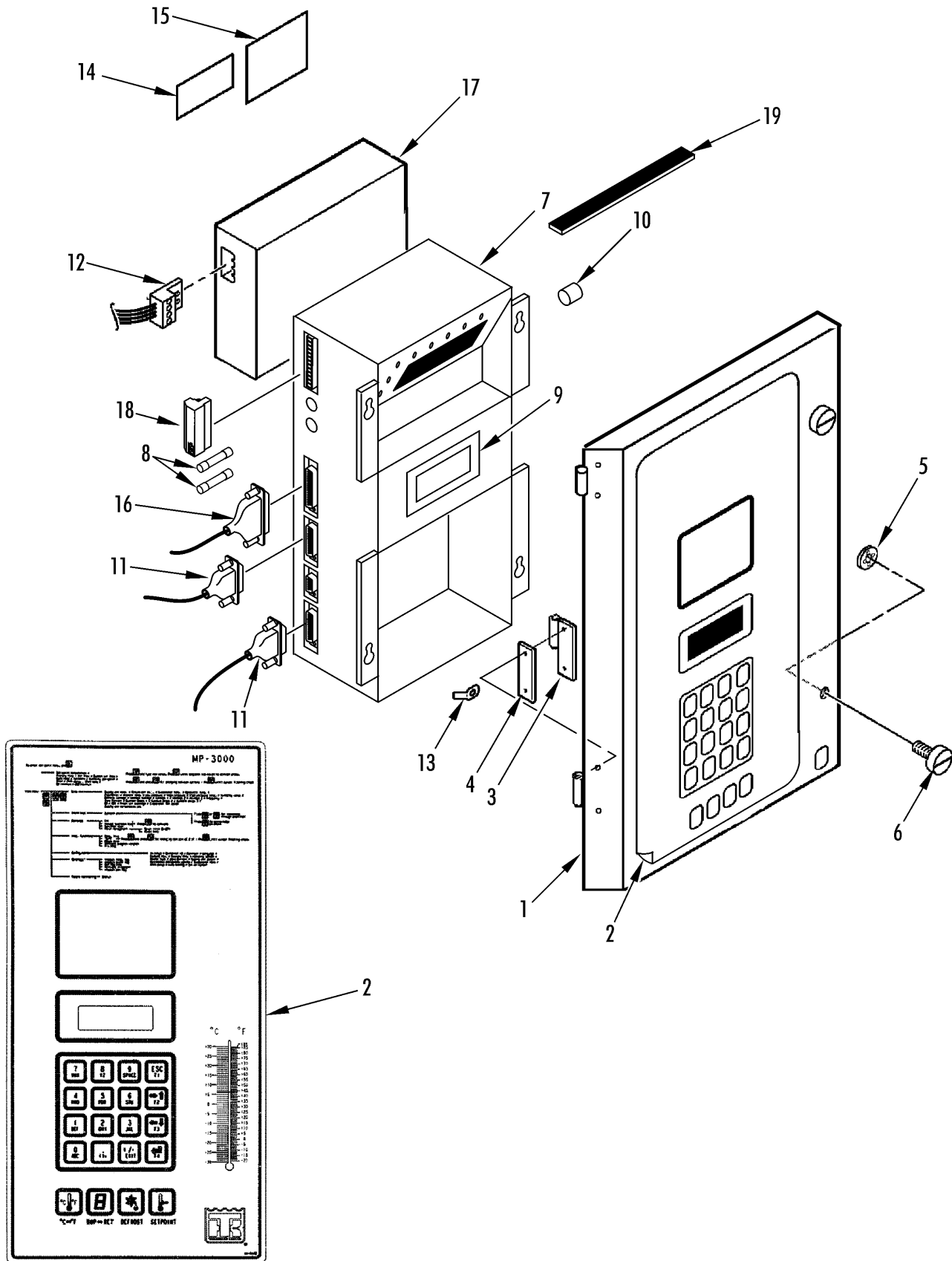


REF	PART#	DESCRIPTION	QTY
19	203-509	BATTERY (12V, 1.9 AH)	1
	55-9759	SCREW - battery	1
	55-6995	FLATWASHER	2
	55-7042	NUT	1
20	33-3837	GASKET - cover	1
21	33-3838	GROMMET	1
22	98-5454	BOX - control	1
	55-6994	SCREW - control box	4
	55-8893	FLATWASHER	4
	55-9054	WASHER - insulator	4
23	33-3215	GROMMET	3
24	NSS	TRAY - high voltage (see 158A1)	1
25	41-3335	CABLE - battery	1
	41-4527	• CONNECTOR (7 pin)	1
	44-6381	• CONNECTOR (2 pin)	2
26	309-3066	RAIL - terminal block	1
	55-7169	SCREW - rail	2
	55-7033	FLATWASHER	2
	51-619	WASHER - insulator	2
	55-7034	NUT	2
27	41-3687	TERMINAL - stop clip	2
28	41-5105	PLATE - end terminal	1
29	41-3688	BLOCK - terminal	6
30	41-3703	CONNECTOR - cross	1
31	44-9359	FUSE (7.5 amp)	1



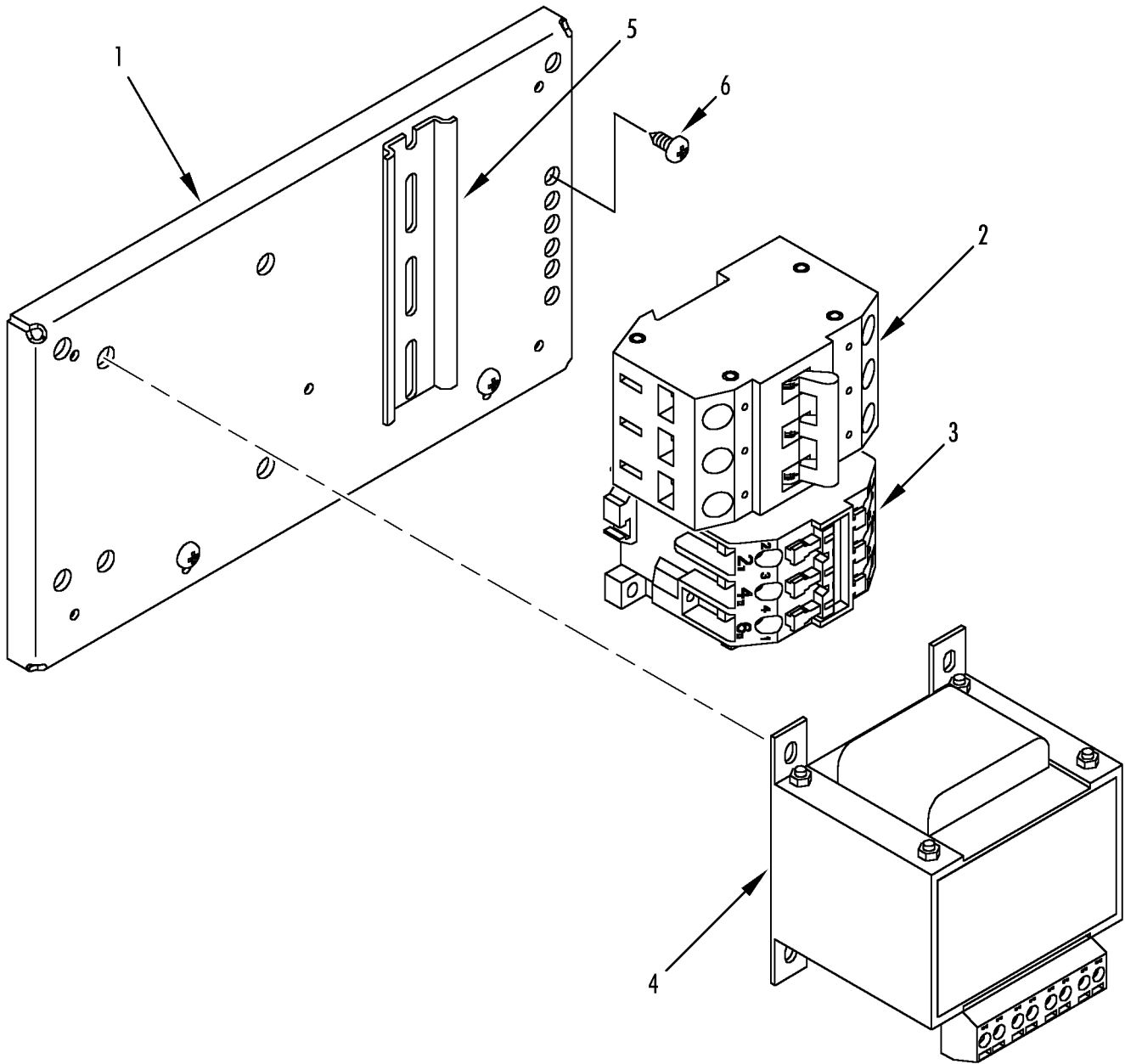


REF	PART#	DESCRIPTION	QTY
1	91-9380	DOOR - control box	1
2	41-4142	KEYPAD (MP3000)	1
3	91-9381	HINGE - door	2
	55-7407	SCREW - hinge	4
	55-9444	WASHER (nylon)	4
	55-7033	WASHER	8
	55-7034	NUT	4
4	55-9392	INSULATOR - hinge	2
5	55-9393	SCREW - door	2
6	55-8919	RETAINER - screw	2
7	845-2214	CONTROLLER (MP3000)	1
	55-7034	NUT - controller	4
	55-8919	LOCKWASHER	2
	55-9444	WASHER - insulating (nylon)	4
8	45-1898	MODEM - RMM (option 098158, 098159)	1
9	41-3335	CONNECTOR (7 pin)	1
10	41-3602	CABLE - connecting (25 pin, No. 1 & 3)	2
11	91-9976	NAMEPLATE - Relay Board	1
12	41-3603	CABLE - connecting (RMM, option 098158, 098159)	1
13	55-9395	ADAPTER - push-on	1
	505-511	NUT	1
14	91-9382	NAMEPLATE - Controller Warning	1
15	91-9383	NAMEPLATE - Phase Select	1
16	41-2835	CABLE - connecting (No. 2)	1



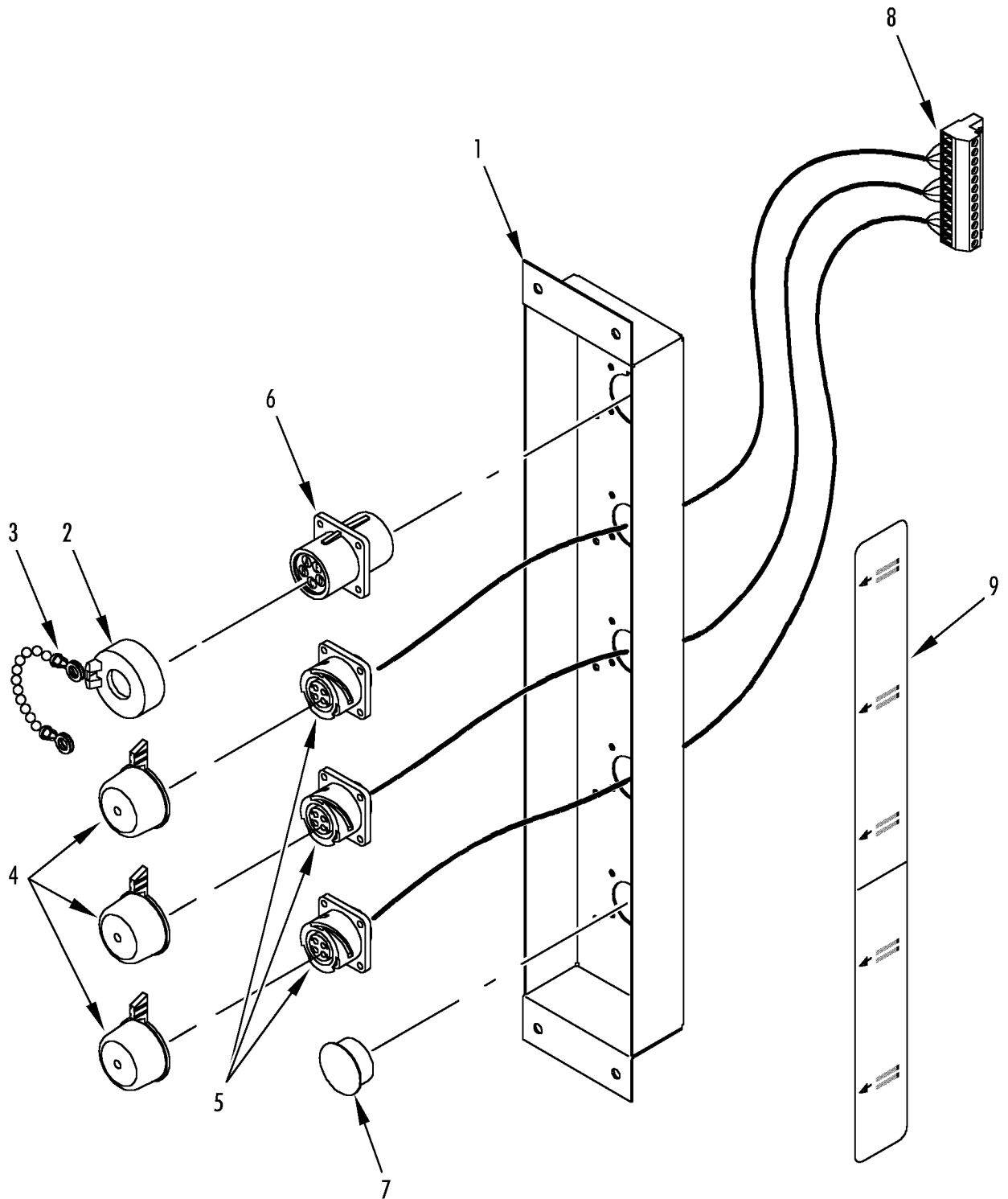


REF	PART#	DESCRIPTION	QTY
1	98-6784	DOOR - control box (complete, includes 1 thru 6, 8, 9, 10 & 13)	1
	91-9380	• DOOR - control box	1
2	41-4142	• KEYPAD (MP3000)	1
3	91-9381	• HINGE - door	2
	51-1418	• SCREW - hinge	4
	55-9444	• WASHER (nylon)	4
	51-1420	• WASHER	8
	51-1419	• NUT	4
4	55-9392	• INSULATOR - hinge	2
5	55-8919	• RETAINER - screw	2
6	55-9393	• SCREW - door (knurled)	2
	51-1470	SCREW - door (Phillips)	2
7	45-2009	CONTROLLER (MP3000-A)	1
	845-2009	CONTROLLER (REMAN, MP3000-A)	1
8	44-6777	• FUSE (2 amp)	2
9	41-4919	• DISPLAY - controller	1
10	203-506	• BATTERY - lithium	1
	51-1419	NUT - controller	4
	55-8919	LOCKWASHER	2
	55-9444	WASHER - insulating (nylon)	4
11	41-3602	CABLE - connecting (25 pin, No. 1 & 3)	2
12	41-3603	CABLE - connecting (RMM, option 098158, 098159)	1
13	55-9395	ADAPTER - push-on	1
	51-1419	NUT	1
14	91-9382	NAMEPLATE - Warning, Power Off	1
15	92-3446	NAMEPLATE - Phase Select	1
16	41-2835	CABLE - connecting (No. 2)	1
17	45-1898	MODEM (RMM, option 098158, 098159)	1
	45-1898	MODEM (MPC - 2000, 098983)	1
18	41-3335	CONNECTOR (7 pin)	1
19	92-3554	GASKET - controller	1





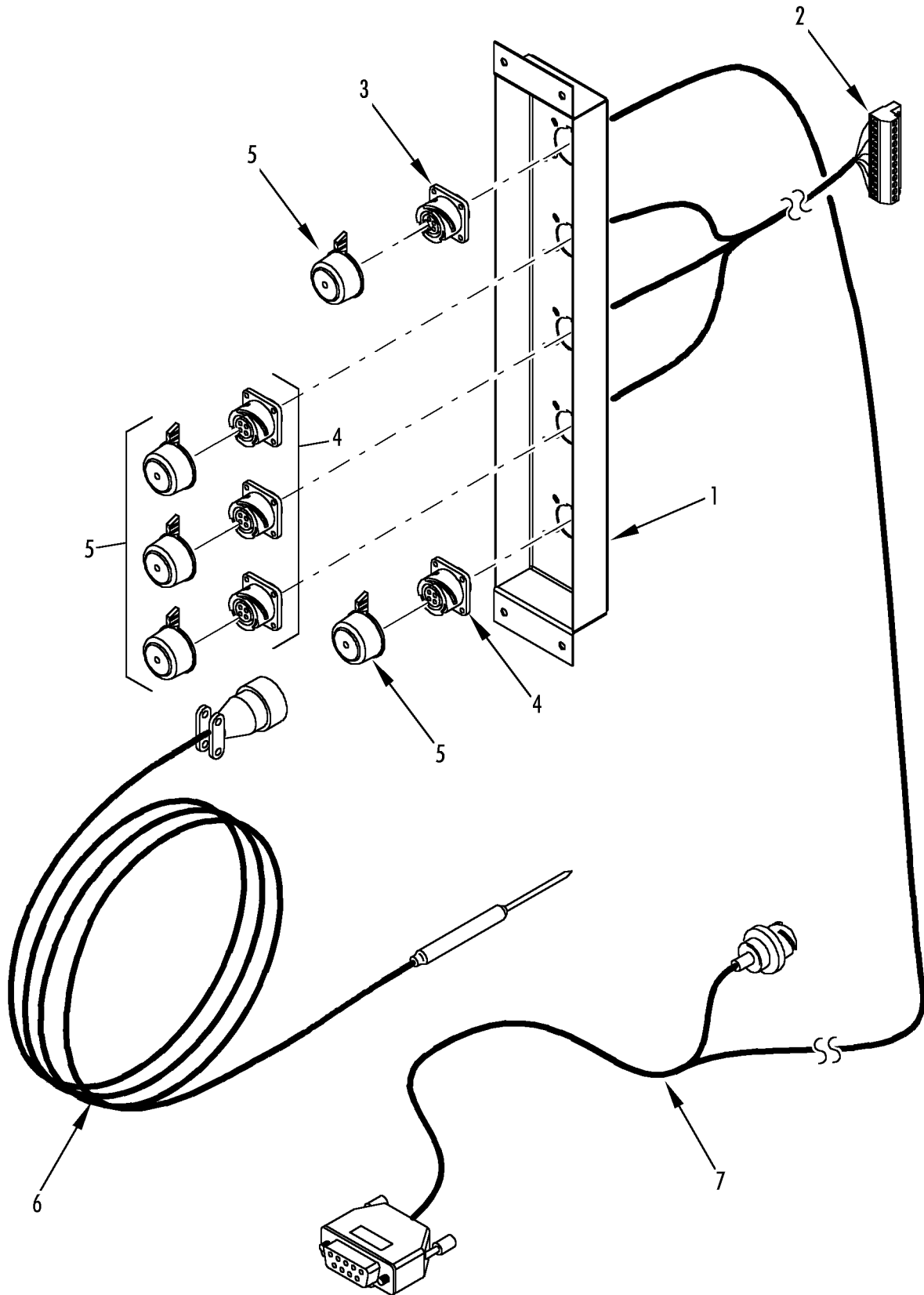
REF	PART#	DESCRIPTION	QTY
1	91-9913	PLATE - bottom	1
	55-7372	SCREW - plate to box	4
	51-619	WASHER - insulator	4
	55-7075	FLATWASHER	4
	55-7378	LOCKWASHER (internal tooth)	4
	55-7042	NUT	4
2	41-5104	BREAKER - circuit (25 amp)	1
3	41-3605	CONTACTOR (CI 25)	1
4	41-3317	TRANSFORMER	1
	55-9396	SCREW - transformer	4
5	91-9273	RAIL - din	1
	55-7404	LOCKWASHER	6
6	55-9166	SCREW (pan hd)	9





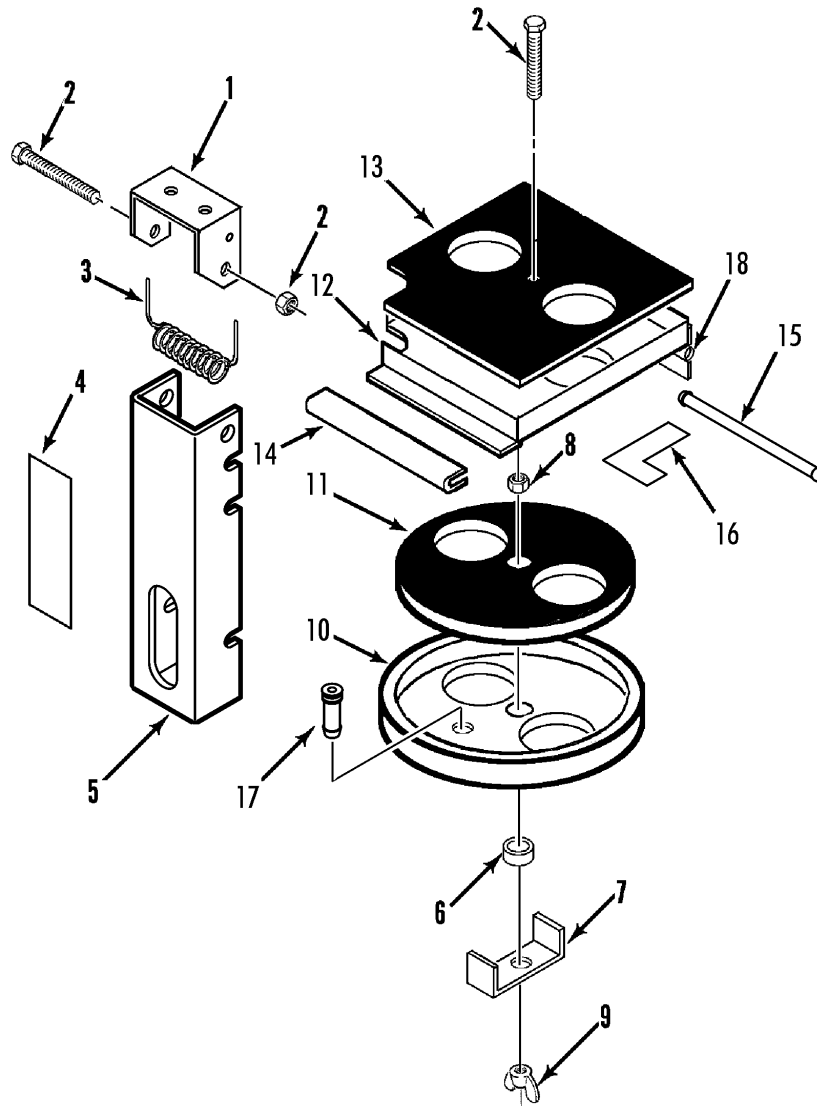


REF	PART#	DESCRIPTION	QTY
1	91-9834	PANEL - USDA receptacle	1
	55-9211	RIVET - panel	4
2	41-2406	CAP - dust	1
3	99-3685	CHAIN - cap	1
4	41-3588	CAP - dust	3
	55-9323	RIVET - cap	4
5	41-4016	RECEPTACLE (4 pin)	3
	55-9322	RIVET - connector	16
6	41-3586	RECEPTACLE (5 pin)	1
7	55-9402	PLUG - square hole	1
8	41-3585	CONNECTOR - plug (12 pin)	1
9	92-243	NAMEPLATE - Data Download USDA	1



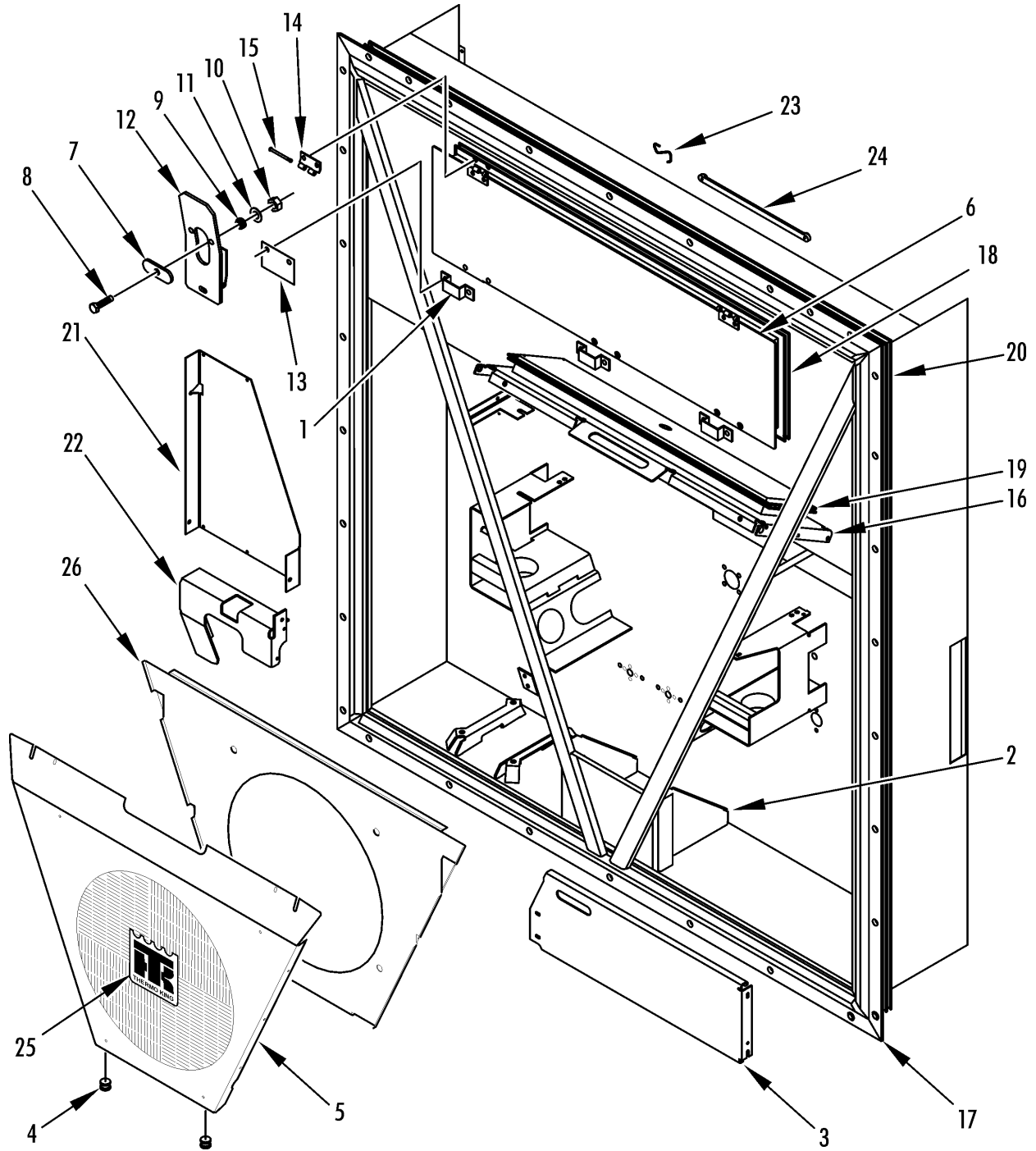


REF	PART#	DESCRIPTION	QTY
1	91-9834	PANEL - USDA receptacle	1
	51-620	RIVET - panel	4
2	41-5416	CONNECTOR (16 pin)	1
3	41-3586	RECEPTACLE (5 pin, cannon bayonet)	1
4	41-4016	RECEPTACLE (4 pin, cannon bayonet)	4
	55-9322	RIVET - receptacle	20
5	41-3588	CAP - receptacle	5
	55-9323	RIVET - cap	5
6	41-2853	CABLE & PLUG - retriever (cannon threaded)	1
7	41-5406	SENSOR - PT100 (15 m)	1





REF	PART#	DESCRIPTION	QTY
	91-8252	VENT - air (complete)	1
1	91-9048	• BRACKET - air vent handle	1
2	51-1426	• SCREW - handle	1
	51-1474	• SCREW (M8 x 1.25 x 65, ss)	1
	55-9541	• WASHER (nylon)	4
	51-1427	• NUT	1
3	91-8100	• SPRING	1
4	92-440	• NAMEPLATE - Do Not Open Below 0 C	1
5	91-8102	• HANDLE - air vent	1
6	77-2467	• BEARING - slide	1
7	91-8104	• BRACKET - handle	1
8	51-1428	• NUT	2
	51-1429	• LOCKWASHER	1
	51-1430	• FLATWASHER	1
9	51-1431	• NUT - wing	1
10	91-8103	DISK - air vent	1
11	33-4255	• GASKET - air vent	1
12	91-8105	• PLATE - air vent	1
	55-7172	• SCREW - plate	4
	55-7075	• FLATWASHER	4
	55-9541	• WASHER (nylon)	4
13	33-2944	• GASKET - air vent	1
14	91-8663	• PROTECTOR - edge	1
15	91-8106	• PIN - hinge	1
16	91-8107	• NAMEPLATE - Do Not Open Below 0 C	1
17	55-9168	• ADAPTER - hose	1
18	92-411	• HINGE - air vent	1
	51-619	SCREW - vent	8
	55-8933	WASHER - insulator (6.4 id)	4
	55-7075	FLATWASHER	4
	55-9054	WASHER - insulator (8.4 id)	6
	55-8893	FLATWASHER	6
	55-7339	NUT	6

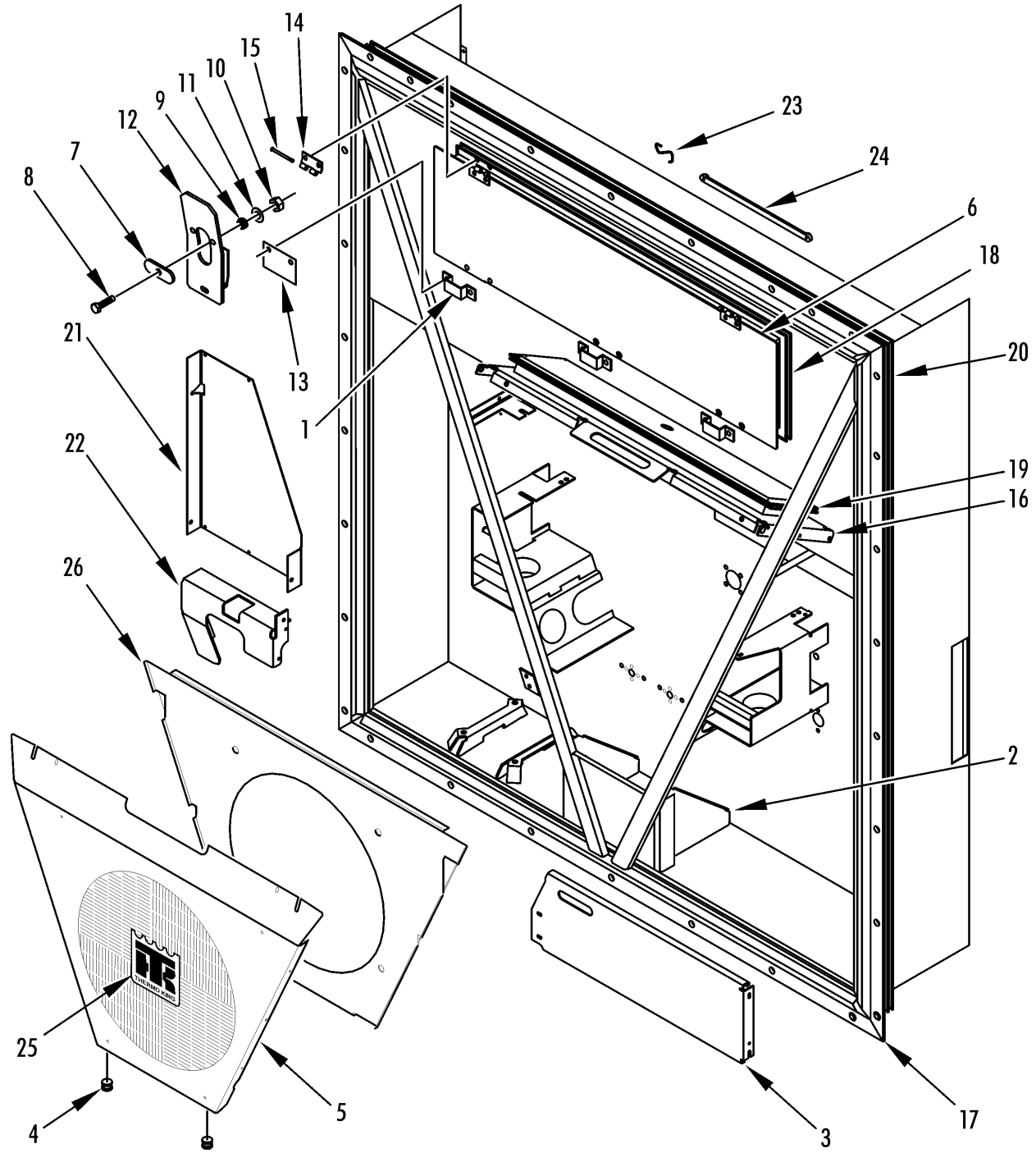


**CONDENSER COMPONENTS (UNITS w/ 3 FANS &  
HEATER DOOR)**



**155E2**

REF	PART#	DESCRIPTION	QTY
1	91-8195	KEEPER - door latch	3
	55-7172	SCREW - keeper	6
	55-8893	WASHER	6
	55-8933	WASHER (nylon)	6
2	91-8108	BRACKET - frame	1
	55-6993	SCREW - bracket	3
	55-6988	WASHER	6
	55-9541	WASHER (nylon)	6
	55-9380	NUT	3
3	91-9678	PLATE - cable storage (front, 119, 800 & 800A)	1
	55-7035	SCREW - plate	4
	55-8893	FLATWASHER	6
	55-8877	WASHER (nylon)	6
	55-7008	NUT	2
4	83-257	GROMMET	2
5	98-5925	GRILLE - condenser	1
	98-5453	GRILLE - humidity	1
	55-6994	SCREW - grille	4
	55-7357	FLATWASHER	4
	55-9054	WASHER (nylon)	6
6	509-755	DOOR - evaporator (3 fan, units with 2 fans see 145D8)	1
	92-2995	HINGE - evap door	3
	51-620	RIVET - hinge	12
	509-1789	SEAL - door	A/R
7	91-9040	KNOB	3
8	55-7035	SCREW - door	3
9	91-8199	SPRING	3
10	55-7354	NUT	3
11	55-8877	WASHER (nylon)	3
12	91-9041	LATCH - door	3
	55-2864	RIVET - latch	6
13	91-8134	INSULATOR - latch	3
14	509-1654	HINGE	3
	55-7341	SCREW - hinge	6
	55-9541	WASHER (nylon)	6
15	91-8256	PIN - hinge (w/ snap)	3
16	91-9380	DOOR - heater section	1
	55-9541	WASHER (nylon)	8
	55-8904	WASHER	8
17	98-5303	FRAME - condenser (foamed)	1
	98-5455	FRAME - condenser (119)	1
18	33-3968	GASKET - evaporator door	1



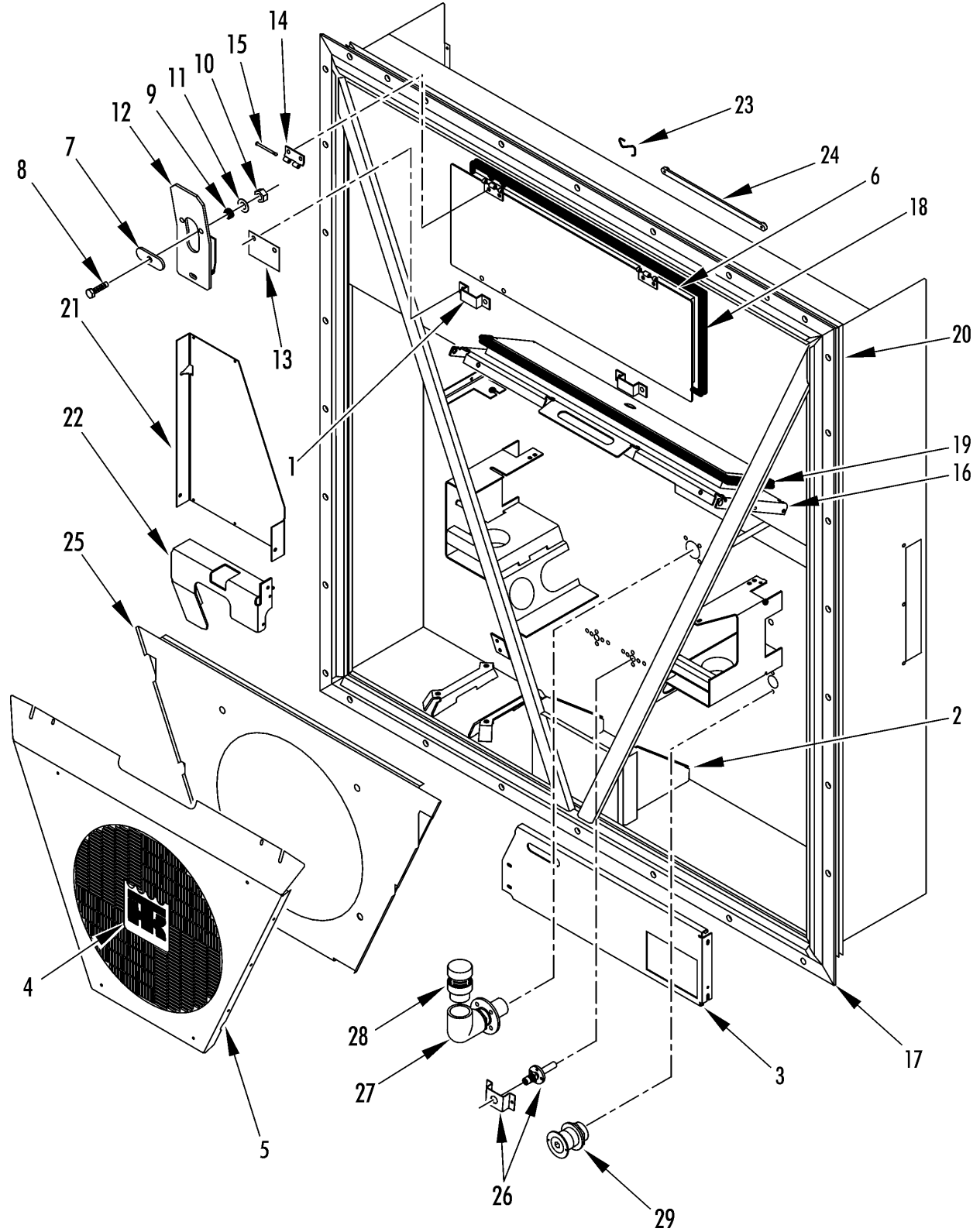


**CONDENSER COMPONENTS (UNITS w/ 3 FANS &  
HEATER DOOR)**



**155E2**

REF	PART#	DESCRIPTION	QTY
19	33-3002	GASKET - door	1
20	33-2983	GASKET - unit	1
21	91-8728	COVER (instead of thermometer)	1
	55-7341	SCREW - cover	3
	55-8904	FLATWASHER	3
	55-8953	WASHER (nylon)	3
22	91-9820	PLATE - guard	1
	55-7341	SCREW - plate (20 mm)	2
	55-6993	SCREW - plate (25 mm)	1
	55-6988	FLATWASHER	3
	55-8953	WASHER	3
23	91-9039	HOOK - strap	1
	55-3065	CLAMP - hook	1
	55-7341	SCREW - clamp	1
24	509-937	STRAP - door	1
	55-9173	SCREW - strap	1
	55-7089	FLATWASHER	1
25	91-8475	NAMEPLATE - TK	1
26	91-9912	ORIFICE - condenser	1
	55-7035	SCREW	4
	55-7075	FLATWASHER	4
	55-3045	WASHER - dome	4
	55-6997	NUT - captive	4

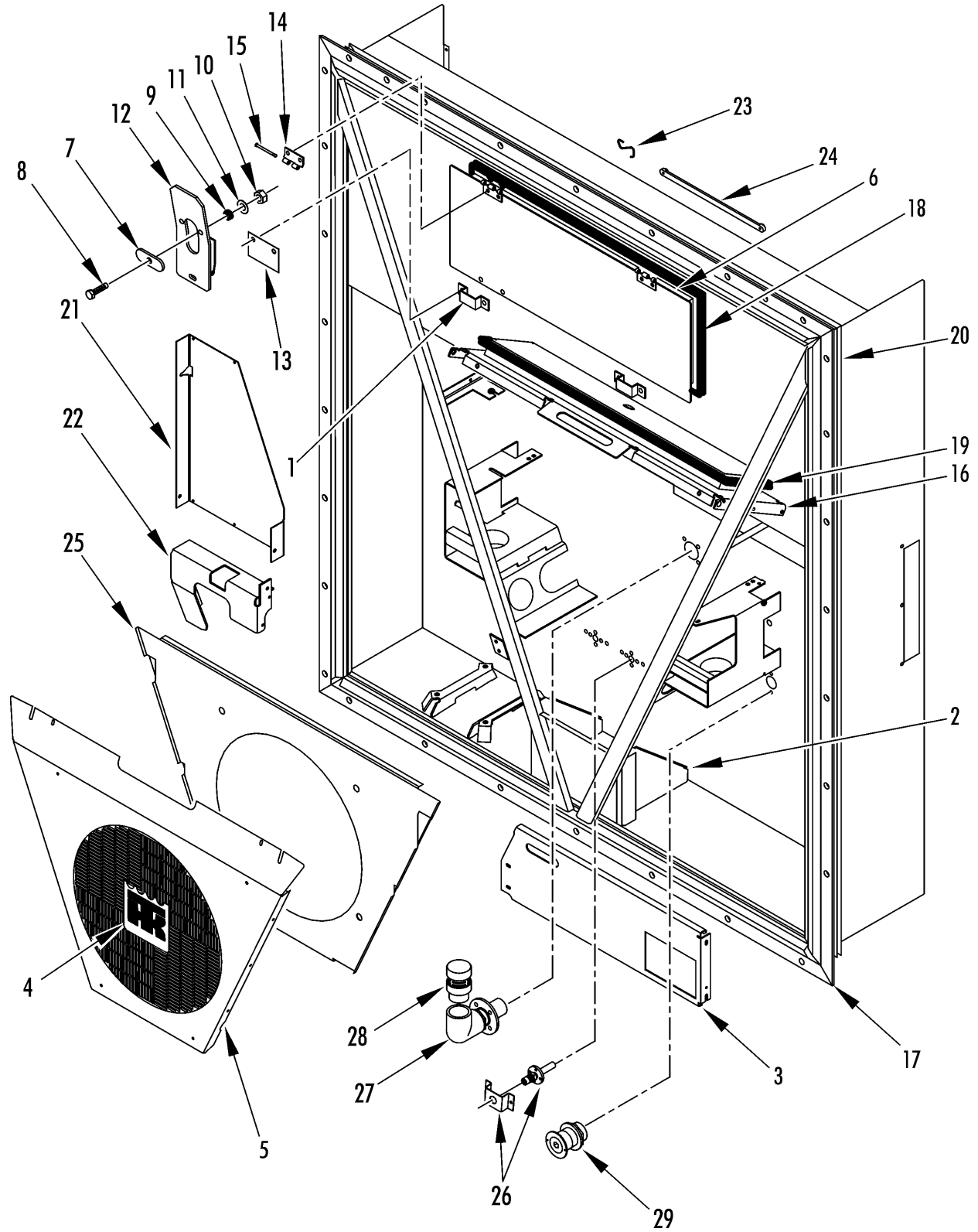


**CONDENSER COMPONENTS (2 EVAPORATOR FANS  
w/ HEATER DOOR)**



**145D8**

REF	PART#	DESCRIPTION	QTY
1	91-8195	KEEPER - door latch	2
	55-9312	SCREW - keeper	4
	55-6995	WASHER	4
	55-8933	WASHER (nylon)	4
	55-8877	WASHER (nylon)	4
2	91-8108	BRACKET - frame	1
	55-6993	SCREW - bracket	3
	55-6988	WASHER	6
	55-9541	WASHER (nylon)	6
	55-9380	NUT	3
3	98-6236	PLATE - cable storage (front)	1
	55-9168	NUT	2
	55-9054	WASHER (nylon)	6
	55-6994	SCREW - plate	2
	55-8893	FLATWASHER	6
	55-8933	WASHER (nylon)	6
4	91-8475	NAMEPLATE - TK	1
5	98-5925	GRILLE - condenser (119, 800 & 800A)	1
	55-6994	SCREW - grille	4
	55-6995	FLATWASHER	4
	55-9054	WASHER (nylon)	6
6	98-6518	DOOR - evaporator (units w/ two evaporator fans)	1
	92-2995	• HINGE - evap door	2
	51-620	• RIVET - hinge	8
7	91-9040	• KNOB	2
8	55-7035	• SCREW - door	2
9	91-8199	• SPRING	2
10	55-7354	• NUT	2
11	55-9054	• WASHER (nylon)	2
12	91-9041	• LATCH - door	2
	55-2864	• RIVET - latch	4
13	91-8134	• INSULATOR - latch	2
14	509-1654	• HINGE	2
	55-7341	• SCREW - hinge	4
	55-9541	• WASHER (nylon)	4
15	91-8256	• PIN - hinge (w/ snap)	2
16	98-5199	DOOR - heater section	1
	55-9541	WASHER (nylon)	8
17	98-5344	FRAME - condenser	1
	98-5312	FRAME - condenser (units w/ mPD)	1

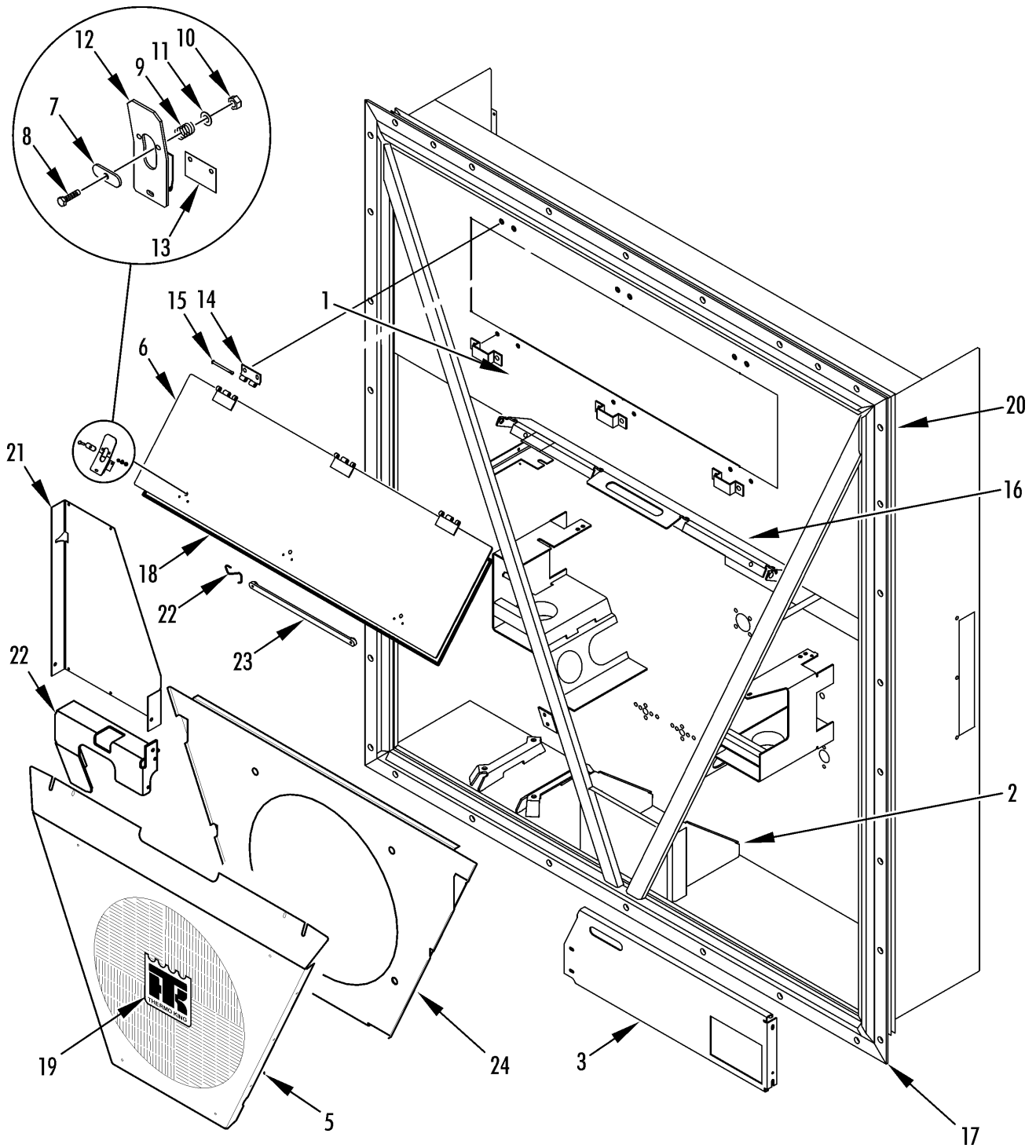


**CONDENSER COMPONENTS (2 EVAPORATOR FANS  
w/ HEATER DOOR)**



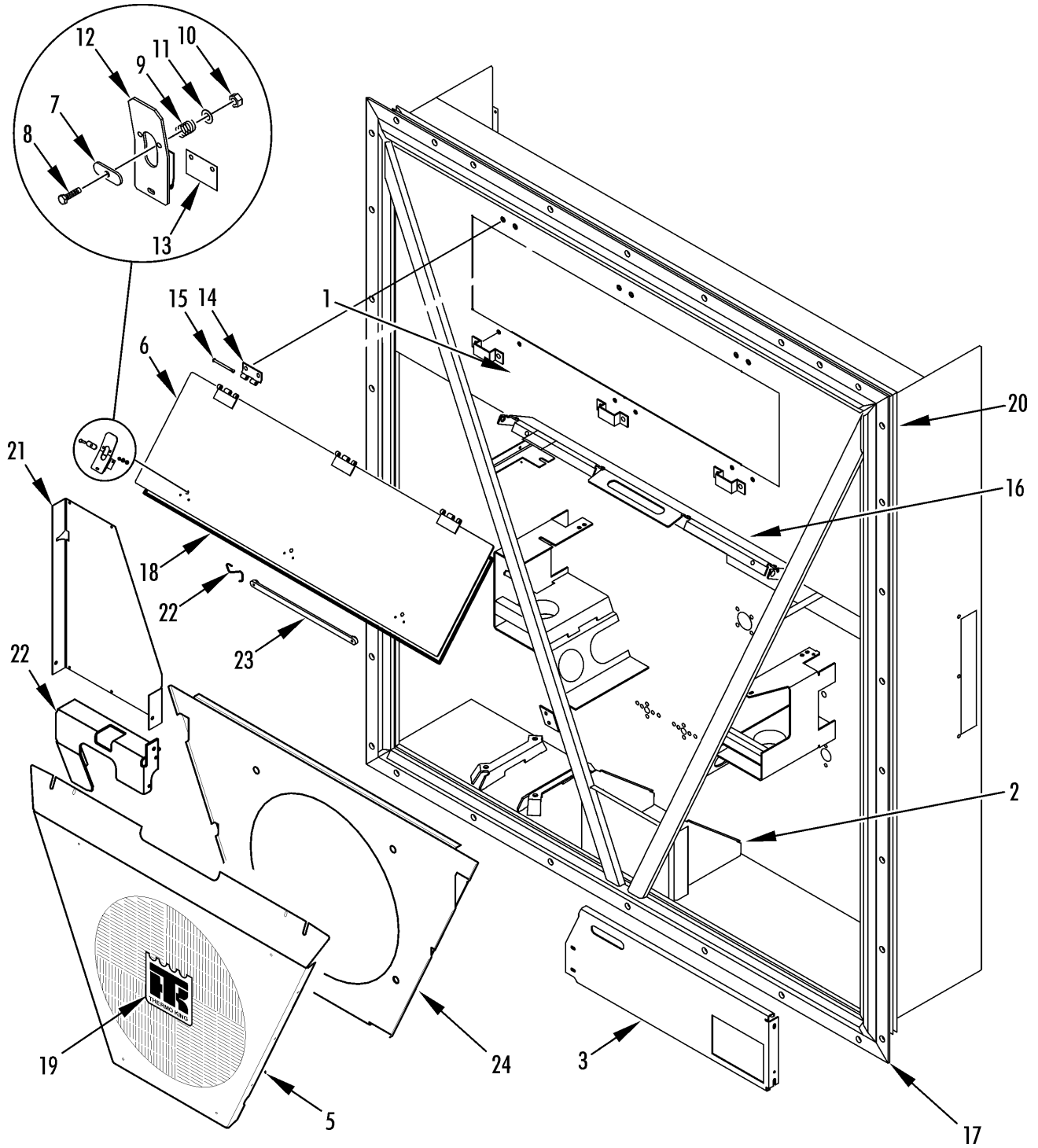
**145D8**

REF	PART#	DESCRIPTION	QTY
	98-5920	FRAME - condenser (800 & 800A)	1
	98-6237	FRAME - condenser (800B)	1
	98-5359	FRAME - condenser (w/ purge port)	1
	98-5332	FRAME - condenser (CRR 20)	1
	98-6658	FRAME - condenser (800E)	1
	98-5450	FRAME - condenser (C/atmosphere, option 098074)	1
	98-6658	FRAME - condenser (800E)	1
18	33-3001	GASKET - evaporator door	1
19	33-3002	GASKET - door	1
20	33-2983	GASKET - unit	1
21	91-8728	COVER (instead of thermometer)	1
	55-8891	SCREW - cover	3
	55-6988	FLATWASHER	3
22	91-8664	PLATE - guard	1
	55-7341	SCREW - plate (20 mm)	2
	55-6993	SCREW - plate (25 mm)	1
	55-6988	FLATWASHER	3
	55-8953	WASHER (nylon)	3
23	91-9039	HOOK - strap	1
	55-3065	CLAMP - hook	1
	55-7341	SCREW - clamp	1
24	509-937	STRAP - door	1
	55-9173	SCREW - strap	1
	55-7089	FLATWASHER	1
25	91-9912	ORIFICE - condenser	1
	55-7035	SCREW - orifice	4
	55-7075	FLATWASHER	4
	55-3045	WASHER - dome	4
	55-8849	NUT - captive	4
26	91-9949	PORT - injection	2
	55-9211	RIVET - port	4
27	91-9950	HOUSING - relief valve	1
	55-9211	RIVET - housing	4
28	91-9951	VALVE - pressure relief	1
29	91-9952	PORT - purge	1
	55-9211	RIVET - port	2





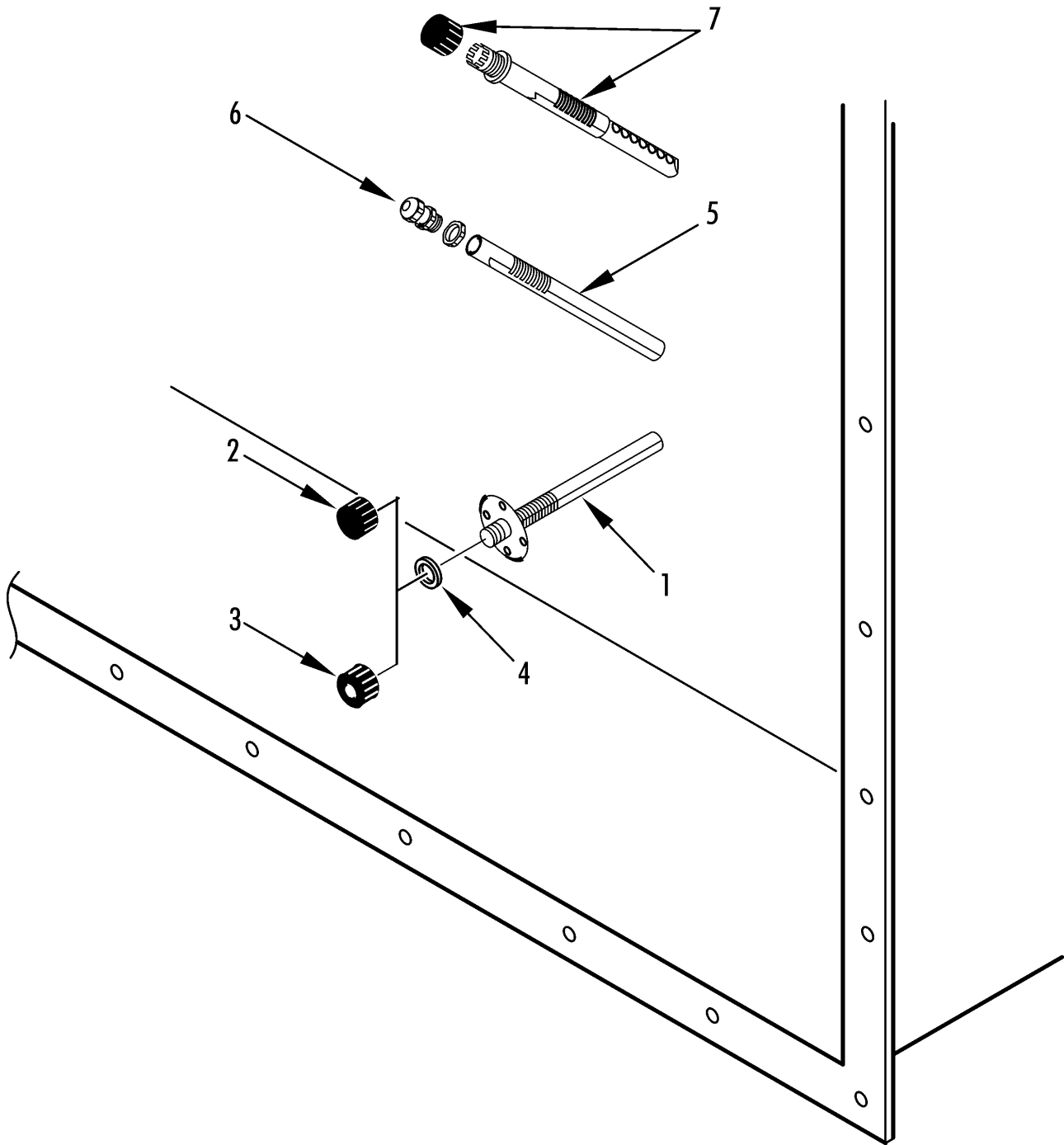
REF	PART#	DESCRIPTION	QTY
1	91-8195	KEEPER - door latch	2
	55-9312	SCREW - keeper (TIR seal)	4
	55-6995	FLATWASHER	4
	55-9054	WASHER (nylon)	4
	505-2582	WASHER (nylon)	4
2	91-8108	BRACKET - frame	1
	55-7341	SCREW - bracket	3
	55-6988	WASHER	6
	55-9541	WASHER (nylon)	6
	55-7339	NUT	3
3	98-6236	PLATE - cable storage (front, 800B/C/D)	1
	91-9504	PLATE - cable storage (CRR40)	1
	55-9168	NUT	2
	55-9054	WASHER (nylon)	6
	55-6994	SCREW - plate	2
	55-8893	FLATWASHER	6
	55-8933	WASHER (nylon)	6
4	91-9912	ORIFICE - condenser	1
	55-7035	SCREW - orifice	4
	55-7075	FLATWASHER	4
	55-3045	WASHER - dome	4
	55-8849	NUT - captive	4
5	98-5925	GRILLE - condenser (800B/C/D/E)	1
	33-3043	EXTRUSION (6.25 ft)	1
	55-6994	SCREW - grille	4
	55-8893	FLATWASHER	4
	55-9054	WASHER (nylon)	4
6	98-6518	DOOR - evaporator	1
	92-2995	• HINGE - evap door	2
	51-620	• RIVET - hinge	8
7	91-9040	• KNOB	2
8	55-7035	• SCREW - door	2
9	91-8199	• SPRING	2
10	55-7354	• NUT	2
11	55-9054	• WASHER (nylon)	2
12	91-9041	• LATCH - door	2
	55-2864	• RIVET - latch	4
13	91-8134	• INSULATOR - latch	2
14	509-1654	• HINGE	2
	55-9313	• SCREW - hinge (TIR seal)	4
	55-9541	• WASHER (nylon)	4





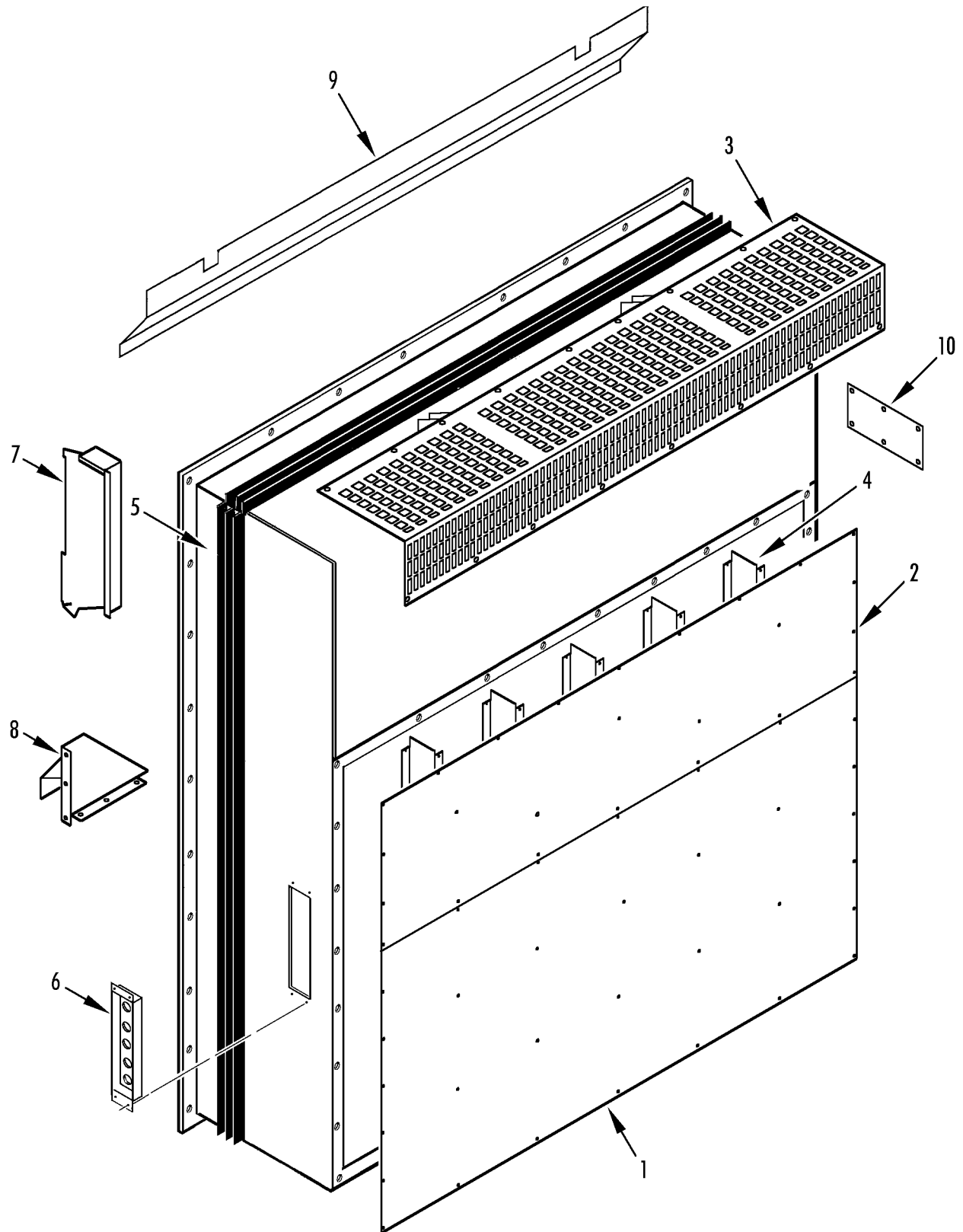


REF	PART#	DESCRIPTION	QTY
	55-7085	• FLATWASHER	4
15	91-8256	• PIN - hinge (w/ snap)	2
16	92-891	BRACKET - safety hook (800B/C/D)	1
	55-9541	SCREW - bracket	4
	55-7085	FLATWASHER	4
	55-9541	WASHER	8
17	98-5932	FRAME - condenser (CRR 40-300)	1
	98-5921	FRAME - condenser (800B)	1
	98-6238	FRAME - condenser (800C)	1
	98-6239	FRAME - condenser (800D)	1
	98-6663	FRAME - condenser (CRR40)	1
18	33-3969	GASKET - evaporator door	1
19	91-8475	NAMEPLATE - TK	1
20	33-2983	GASKET - unit	1
21	91-8728	COVER (instead of thermometer)	1
	55-7391	SCREW - cover	3
	55-6988	FLATWASHER	3
22	91-8664	PLATE - guard	1
	55-7341	SCREW - plate (20 mm)	2
	55-6993	SCREW - plate (25 mm)	1
	55-8953	WASHER (nylon)	3
23	91-9039	HOOK - strap	1
	55-3065	CLAMP - hook	1
	55-9166	SCREW - clamp	1
24	509-937	STRAP - door	1
	55-9173	SCREW - strap	1
	55-7089	FLATWASHER	2



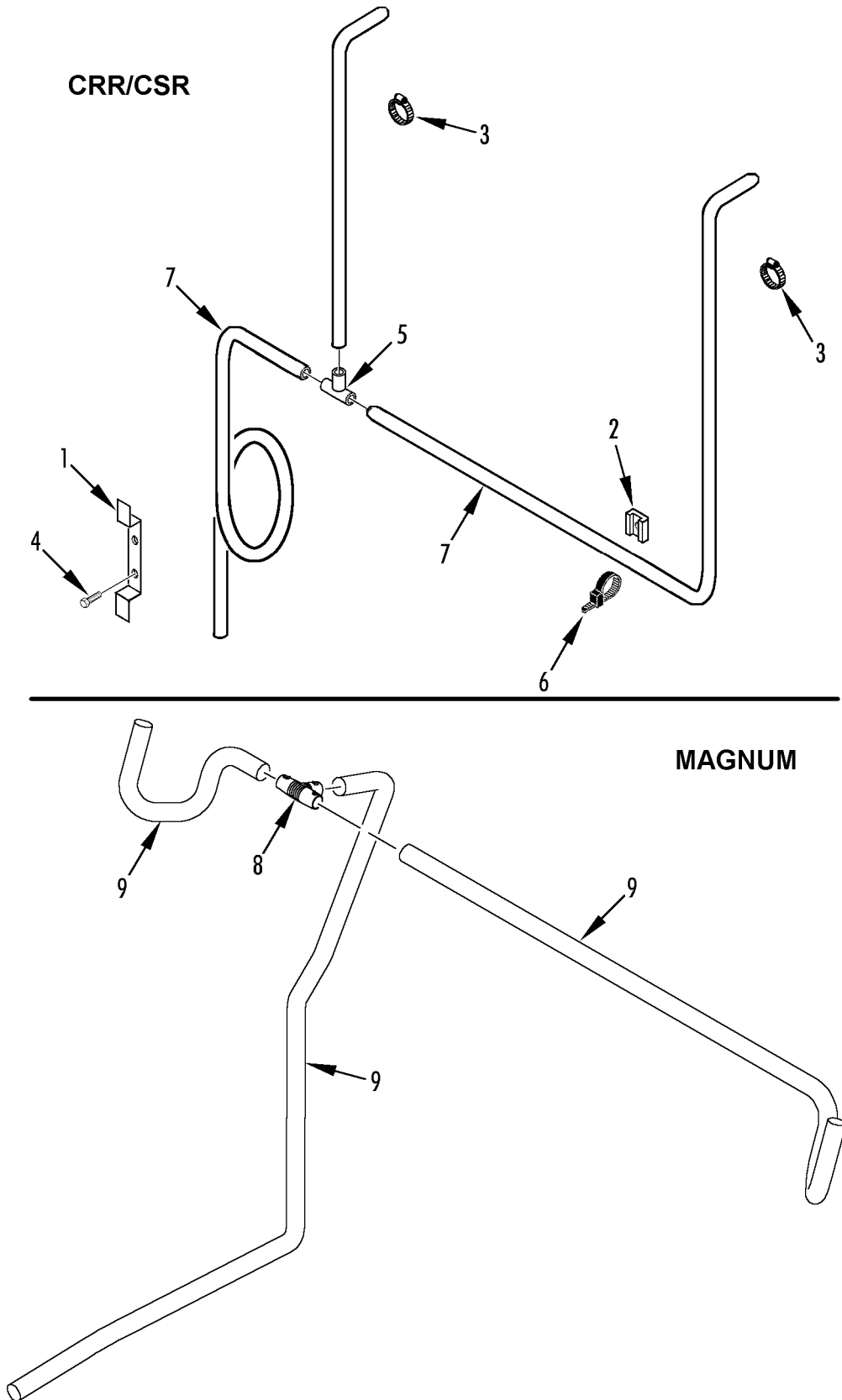


REF	PART#	DESCRIPTION	QTY
1	91-8098	RETAINER - probe	1
2	509-964	CAP - retainer (w/o hole)	1
3	91-8702	CAP - retainer (w/ hole)	1
4	33-2960	GASKET - retainer	1
5	91-9754	POCKET - sensor	1
6	55-6409	CONNECTOR - sensor	1
7	91-9754	POCKET - sensor	2






REF	PART#	DESCRIPTION	QTY
1	98-5772	PLATE - rear (bottom)	1
	55-3136	RIVET - bottom rear plate	1
	98-6240	PLATE - rear (bottom, painted, 800B/C/D/E)	1
2	98-5924	PANEL - rear (top, CRR-40 800B/C/D)	1
	51-336	SCREW - panel	23
	55-9444	WASHER	23
3	98-5923	GRILLE - evaporator	1
	55-3136	RIVET - grille	17
4	92-427	CHANNEL - Z	5
	51-621	RIVET - channel	40
5	33-2983	GASKET - unit	1
6	91-9834	PANEL - USDA receptacle	1
	55-9055	RIVET - panel	4
7	91-9329	CHANNEL - air	1
	92-2773	CHANNEL - air (800E)	1
	203-389	SEALER - polyurethane (white)	A/R
	55-8891	SCREW - channel	6
8	91-9330	INLET - fresh air	1
	55-9323	RIVET - inlet	10
	203-389	SEALER - polyurethane (white)	A/R
9	91-9331	CHANNEL - fresh air	1
	55-9323	RIVET - channel	8
10	92-722	PLATE - cover	1
	55-9323	RIVET - plate	6





REF	PART#	DESCRIPTION	QTY
1	91-8244	BRACKET - hose	1
2	99-3281	MOUNT - cable tie	5
	55-2260	RIVET - mount	5
3	55-2686	CLAMP - hose	2
4	55-8891	SCREW - bracket	2
5	55-9208	CONNECTOR - T (hose)	1
6	55-2330	BANDWRAP	6
7	11-8983	HOSE - flex	1
8	11-9575	T-DRAIN	1
	11-9735	T-DRAIN (after 9/03)	1
9	11-9576	HOSE - flex (11/01 & after)	A/R



1

**INGERSOLL-RAND**


2

**THERMO KING**

4

**CAUTION**  
COMPRESSOR MAY SOFT START  
3 ON / OFF CYCLES  
REFERENCE SERVICE MANUAL  
PN: 1B16660401

9




10

**R134a** Compressor filled with ester oil


5

**WARNING**  
FANS START  
AUTOMATICALLY



6

**WARNING**  
Hot Components  
Compressor discharge  
may be hot!



7

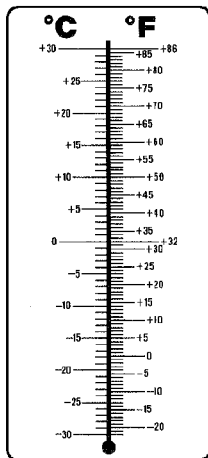
**Phase selector.**

12

**WARNING !**

**TURN POWER OFF  
BEFORE DISCONNECTING  
DATALOGGER OR  
CONTROLLER.**

11



8

**MANUAL CONTROL**

1. COOL 1
2. COOL 2
3. NOT IN USE
4. NOT IN USE
5. DEFROST
6. HEAT

888-1172  
3A822/00001  
R134A

13

**WARNING**

1. Removal of panel for the refrigerant unit.
2. Removal of refrigerant unit.
3. Release of refrigerant unit.
4. Release of the electrical control board in the unit for the COP panel.
5. Removal of the electrical control board in the unit for the COP panel.
6. Release of the electrical control board in the unit for the COP panel.

888-1172  
3A822/00001  
R134A

17

**DO NOT OPEN BELOW 0°C**

CLOSED

CO2 ADAPTER

3 m³/h  
3 CFM

10 m³/h  
5 CFM

15 m³/h  
5 CFM

50 m³/h  
30 CFM

75 m³/h  
45 CFM

LABEL PART NO. 3810016H01

14

**DO NOT OPEN BELOW 0°C 32°F**

150 m³/h  
90 CFM

225 m³/h  
135CFM

280 m³/h  
165CFM

PART NO: 3810016H01  
3810016H01  
R134A

15

Place  
Temperature  
sticker  
here

Remove old sticker

18

Place PTI stickers here

Kindly remove old stickers

19

DATA  
DOWNLOAD  
PORT

URCA #1/  
SPARE 1

URCA #2/  
SPARE 2

URCA #3/  
SPARE 3


PULP/  
SPARE 4

16



**Ingersoll-Rand**

3



20





REF	PART#	DESCRIPTION	QTY
1	91-8475	NAMEPLATE - TK (crest)	1
2	91-8746	NAMEPLATE - Ingersoll Rand	1
3	92-4305	NAMEPLATE - IR logo (red/black)	1
4	91-8756	NAMEPLATE - Thermo King	1
5	91-5459	NAMEPLATE - R134a	1
6	91-8694	NAMEPLATE - Warning, Fan Start	1
7	91-8695	NAMEPLATE - Warning, Hot Components	1
8	91-5635	NAMEPLATE - Temperature Conversion	1
9	91-7475	NAMEPLATE - Compressor	1
10	99-7834	NAMEPLATE - Caution	1
11	91-9382	NAMEPLATE - Warning	1
12	91-9383	NAMEPLATE - Main Relay Board	1
13	91-9384	NAMEPLATE - Main Relay Board	1
14	91-8107	NAMEPLATE - Air Exchanger	1
15	91-9441	NAMEPLATE - Air Exchanger	1
16	91-8734	NAMEPLATE - USDA Connections	1
17	92-1218	NAMEPLATE - Weld	1
18	92-2968	NAMEPLATE - Temp (front)	1
19	92-2969	NAMEPLATE - Front, Temp	1
20	92-2970	NAMEPLATE - Front, Star	1

## INDEX NUMERICAL BY PART NUMBER

104-691	<b>8, 10, 36, 38</b>	41-3277	<b>10, 38</b>	503-291	<b>32</b>
104-753	<b>6, 36, 38</b>	41-3301	<b>28</b>	504-1418	<b>12, 16</b>
11-8983	<b>78</b>	41-3302	<b>38</b>	504-602	<b>36</b>
11-9575	<b>78</b>	41-3303	<b>28</b>	504-970	<b>42, 46</b>
11-9576	<b>78</b>	41-3317	<b>54</b>	504-980	<b>20, 32, 36</b>
11-9735	<b>78</b>	41-3335	<b>44, 48, 50, 52</b>	505-2582	<b>70</b>
203-385	<b>24</b>	41-3401	<b>38</b>	505-408	<b>42</b>
203-389	<b>76</b>	41-3402	<b>42, 46</b>	505-511	<b>50</b>
203-393	<b>24</b>	41-3430	<b>42, 46</b>	505-566	<b>42</b>
203-428	<b>16</b>	41-3585	<b>56</b>	506-161	<b>26</b>
203-506	<b>52</b>	41-3586	<b>56, 58</b>	506-165	<b>26</b>
203-509	<b>42, 48</b>	41-3588	<b>42, 56, 58</b>	506-272	<b>12</b>
203-516	<b>26</b>	41-3592	<b>28</b>	506-364	<b>24</b>
22-1051	<b>26</b>	41-3595	<b>42, 46</b>	506-369	<b>12, 16</b>
22-1132	<b>26</b>	41-3596	<b>42, 46</b>	506-370	<b>12, 16</b>
22-1161	<b>26</b>	41-3597	<b>42, 46</b>	506-374	<b>12</b>
22-1186	<b>26</b>	41-3598	<b>42, 46</b>	506-375	<b>12, 16</b>
22-398	<b>26</b>	41-3599	<b>42, 46</b>	506-413	<b>34</b>
309-3066	<b>44, 48</b>	41-3602	<b>50, 52</b>	509-1153	<b>26</b>
33-2218	<b>26</b>	41-3603	<b>50, 52</b>	509-1636	<b>34</b>
33-2223	<b>26</b>	41-3605	<b>54</b>	509-1654	<b>62, 66, 70</b>
33-2510	<b>26</b>	41-3608	<b>42, 46</b>	509-1655	<b>8</b>
33-2944	<b>60</b>	41-3685	<b>10, 38</b>	509-1789	<b>62</b>
33-2946	<b>8, 10</b>	41-3686	<b>46</b>	509-755	<b>62</b>
33-2950	<b>12, 16, 20</b>	41-3687	<b>44, 48</b>	509-937	<b>64, 68, 72</b>
33-2960	<b>74</b>	41-3688	<b>44, 48</b>	509-955	<b>42</b>
33-2983	<b>64, 68, 72, 76</b>	41-3702	<b>44</b>	509-964	<b>74</b>
33-3001	<b>68</b>	41-3703	<b>44, 48</b>	51-1418	<b>52</b>
33-3002	<b>64, 68</b>	41-3851	<b>42, 46</b>	51-1419	<b>52</b>
33-3007	<b>24</b>	41-4015	<b>26, 36, 38</b>	51-1420	<b>52</b>
33-3043	<b>42, 70</b>	41-4016	<b>56, 58</b>	51-1423	<b>46</b>
33-3044	<b>10</b>	41-4018	<b>10, 38</b>	51-1424	<b>46</b>
33-3175	<b>26</b>	41-4142	<b>50, 52</b>	51-1426	<b>60</b>
33-3212	<b>34</b>	41-4300	<b>26, 36, 38</b>	51-1427	<b>60</b>
33-3215	<b>8, 10, 44, 48</b>	41-4527	<b>48</b>	51-1428	<b>60</b>
33-3513	<b>26</b>	41-4919	<b>52</b>	51-1429	<b>24, 60</b>
33-367	<b>6, 10</b>	41-5104	<b>54</b>	51-1430	<b>24, 60</b>
33-3837	<b>48</b>	41-5105	<b>48</b>	51-1431	<b>60</b>
33-3838	<b>8, 10, 44, 48</b>	41-5406	<b>58</b>	51-1462	<b>24</b>
33-3968	<b>62</b>	41-5416	<b>58</b>	51-1467	<b>24</b>
33-3969	<b>72</b>	41-5420	<b>32</b>	51-1470	<b>52</b>
33-4255	<b>60</b>	41-5460	<b>20, 22, 28, 30</b>	51-1474	<b>60</b>
33-981	<b>26</b>	41-7587	<b>42, 46</b>	51-270	<b>38</b>
40-782	<b>28</b>	41-9220	<b>30, 36, 38</b>	51-336	<b>46, 76</b>
40-791	<b>36, 38</b>	44-6381	<b>48</b>	51-618	<b>46</b>
41-1976	<b>36, 38</b>	44-6777	<b>52</b>	51-619	<b>48, 54, 60</b>
41-2399	<b>28, 30</b>	44-8688	<b>42</b>	51-620	<b>58, 62, 66, 70</b>
41-2406	<b>46, 56</b>	44-9359	<b>48</b>	51-621	<b>76</b>
41-2503	<b>36</b>	44-9891	<b>40</b>	55-1203	<b>30</b>
41-2583	<b>46</b>	45-1791	<b>36, 38</b>	55-137	<b>20</b>
41-2603	<b>32, 36</b>	45-1898	<b>50, 52</b>	55-1827	<b>24</b>
41-2832	<b>42, 46</b>	45-1927	<b>38</b>	55-2074	<b>42, 46</b>
41-2835	<b>50, 52</b>	45-1942	<b>38</b>	55-2159	<b>26</b>
41-2838	<b>30, 38</b>	45-1992	<b>38</b>	55-2173	<b>26</b>
41-2853	<b>58</b>	45-2009	<b>52</b>	55-2260	<b>78</b>
41-2953	<b>6, 36, 38</b>	45-2010	<b>46</b>	55-2296	<b>12, 16, 22</b>
41-2954	<b>8, 36</b>	502-240	<b>26</b>	55-2299	<b>14, 18</b>
41-3250	<b>26</b>	503-120	<b>6</b>	55-2324	<b>8</b>
41-3276	<b>42</b>	503-230	<b>26</b>	55-2330	<b>78</b>

## INDEX NUMERICAL BY PART NUMBER

55-2331	20	55-8877	42, 62, 66	61-2051	22
55-2686	78	55-8891	6, 8, 10, 12, 16, 36, 68, 76, 78	61-2219	20
55-2747	26			61-2220	20
55-2864	62, 66, 70	55-8893	6, 20, 24, 36, 48, 60, 62, 66, 70	61-2221	20
55-2988	44, 46			61-2222	20
55-3045	6, 64, 68, 70	55-8903	8, 10	61-2223	20, 38
55-3065	64, 68, 72	55-8904	10, 34, 62, 64	61-2224	20
55-3136	76	55-8907	8, 42	61-2225	20
55-3272	42, 46	55-8908	6, 8	61-2226	20
55-3490	26	55-8911	20	61-2227	22
55-4390	12, 16, 20	55-8919	50, 52	61-2228	22, 38
55-5025	26	55-8933	60, 62, 66, 70	61-2229	22
55-5257	26, 42, 46	55-8953	64, 68, 72	61-2230	26
55-5885	42	55-8955	34	61-293	16
55-5900	6, 10, 46	55-8991	30	61-294	18
55-6218	12, 16, 22	55-8992	20	61-295	18
55-6409	74	55-9037	26	61-3504	24
55-6730	20, 24	55-9054	6, 12, 16, 20, 36, 44, 48, 60, 62, 66, 70	61-3525	24
55-6988	6, 8, 62, 64, 66, 68, 70, 72	55-9055	76	61-3542	24
		55-9086	34	61-695	16
55-6993	6, 8, 10, 34, 62, 64, 66, 68, 72	55-9162	10	61-696	16
		55-9164	36, 38	61-697	16
55-6994	12, 16, 44, 48, 62, 66, 70	55-9166	42, 46, 54, 72	61-698	12, 16
55-6995	12, 16, 42, 48, 66, 70	55-9168	60, 66, 70	61-723	18
55-6997	6, 64	55-9173	30, 64, 68, 72	61-724	18
55-7008	62	55-9208	78	61-725	16
55-7033	44, 48, 50	55-9211	56, 68	61-726	12, 16
55-7034	44, 48, 50	55-9217	10	61-727	12, 16
55-7035	6, 20, 24, 62, 64, 66, 68, 70	55-9312	66, 70	61-786	12, 20
		55-9313	70	66-1090	12
55-7042	6, 20, 42, 46, 48, 54	55-9322	56, 58	66-1845	26
55-7066	8, 10	55-9323	56, 58, 76	66-2457	26
55-7075	10, 20, 36, 40, 44, 54, 60, 64, 68, 70	55-9346	46	66-4788	24
		55-9380	8, 62, 66	66-6607	26
55-7085	8, 10, 20, 72	55-9392	50, 52	66-6610	24, 26
55-7089	64, 68, 72	55-9393	50, 52	66-7182	24, 26
55-7169	44, 48	55-9395	50, 52	66-7183	26
55-7170	36, 40	55-9396	54	66-7543	24
55-7172	10, 36, 40, 42, 46, 60, 62	55-9401	44	66-8467	12, 16, 20
55-7339	6, 10, 60, 70	55-9402	56	66-8811	24
55-7341	8, 20, 34, 62, 64, 66, 68, 70, 72	55-9444	42, 46, 50, 52, 76	66-9015	16
		55-9445	44	66-9032	14, 18, 28, 30, 36, 38
55-7342	6, 10, 20	55-9541	60, 62, 66, 70, 72	66-9035	18
55-7344	36, 40	55-9615	34	66-9069	12
55-7354	62, 66, 70	55-9759	48	66-9071	12
55-7357	36, 40, 62	60-261	12	66-9072	14
55-7360	20, 26	60-285	12, 16, 20	66-9075	14, 18
55-7372	54	60-323	14, 18, 28, 30, 36, 38	66-9084	14
55-7378	54	61-1305	16, 20, 24	66-9085	12, 16
55-7391	72	61-1307	18	66-9087	14
55-7404	54	61-1316	16	66-9125	12, 16, 20
55-7407	50	61-149	28	66-9149	26
55-7504	20	61-154	34	66-9159	30
55-7864	34	61-156	12	66-9163	12, 16, 32, 38
55-8075	36	61-1626	22	66-9164	14, 16
55-8316	20	61-2048	22	66-9165	12
55-8382	34	61-2049	22	66-9166	14
55-8410	34	61-2050	22	66-9167	12, 16, 28, 36, 38
55-8849	68, 70			66-9168	12, 16, 36, 38

## INDEX NUMERICAL BY PART NUMBER

66-9210	14	91-8252	60	92-2779	10
66-9214	12, 16	91-8256	62, 66, 72	92-2968	80
66-9285	14	91-8466	8, 10	92-2969	80
66-9377	26	91-8467	36, 38	92-2970	80
66-9412	12	91-8475	64, 66, 72, 80	92-2995	62, 66, 70
66-9413	12	91-8663	60	92-3446	52
66-9414	12	91-8664	68, 72	92-3554	52
66-9447	24	91-8694	80	92-411	60
66-9577	14	91-8695	80	92-427	76
66-9867	28	91-8702	74	92-4305	80
66-9868	18	91-8728	64, 68, 72	92-440	60
66-9874	12, 16, 20	91-8734	80	92-5520	44, 46
66-9875	12, 16	91-8746	80	92-722	76
66-9890	34	91-8756	80	92-860	42, 46
66-9891	34	91-9039	64, 68, 72	92-891	72
66-9900	12, 16	91-9040	62, 66, 70	98-5199	66
67-1532	14, 18	91-9041	62, 66, 70	98-5303	62
67-1558	10, 14, 18	91-9048	60	98-5312	66
67-1575	12, 16, 20, 24	91-9272	46	98-5332	68
67-1632	12, 16	91-9273	54	98-5344	66
67-1650	16	91-9328	10	98-5359	68
67-1673	18	91-9329	76	98-5450	68
67-1806	18	91-9330	76	98-5453	62
67-1923	10, 22	91-9331	76	98-5454	44, 48
67-1943	20	91-9380	50, 52, 62	98-5455	62
77-1401	6, 8, 10, 36, 38	91-9381	50, 52	98-5475	10
77-1498	6, 8, 10, 36, 38	91-9382	50, 52, 80	98-5768	10
77-2467	60	91-9383	50, 80	98-5772	76
78-1117	10	91-9384	80	98-5918	10
78-1173	6	91-9441	80	98-5919	10
78-1197	6	91-9504	70	98-5920	68
78-1268	8	91-9678	62	98-5921	72
8102-743	12, 16, 20, 26, 36, 38	91-9754	38, 74	98-5923	76
83-257	62	91-9820	64	98-5924	76
845-2009	52	91-9833	42, 46	98-5925	6, 62, 66, 70
845-2010	42, 46	91-9834	56, 58, 76	98-5932	72
845-2214	50	91-9912	6, 64, 68, 70	98-6213	10
91-5459	80	91-9913	54	98-6236	66, 70
91-5635	80	91-9949	68	98-6237	68
91-6627	24	91-9950	68	98-6238	72
91-6628	24	91-9951	68	98-6239	72
91-6988	36	91-9952	68	98-6240	76
91-7475	80	91-9976	50	98-6518	66, 70
91-759	24	92-1218	80	98-6657	10
91-8098	74	92-1682	26	98-6658	68
91-8100	60	92-2208	8	98-6663	72
91-8102	60	92-2209	8	98-6784	52
91-8103	60	92-2331	10	99-3281	78
91-8104	60	92-2332	10	99-3685	46, 56
91-8105	60	92-236	42, 46	99-4931	10
91-8106	60	92-237	42, 46	99-5966	12, 16
91-8107	60, 80	92-238	42, 46	99-7834	80
91-8108	62, 66, 70	92-239	42, 46		
91-8134	62, 66, 70	92-243	56		
91-8140	36, 38	92-244	42		
91-8142	36, 38	92-270	38		
91-8195	62, 66, 70	92-2773	76		
91-8199	62, 66, 70	92-2775	10		
91-8244	78	92-2777	38		

## INDEX NUMERICAL BY PART NUMBER

## INDEX ALPHABETICAL BY DESCRIPTION

### A

ACTUATOR **32**  
ACTUATOR & HARNESS **32**  
ADAPTER - discharge **26**  
ADAPTER - hose **60**  
ADAPTER - push-on **50, 52**  
ADAPTER - service **26**

### B

BANDWRAP **78**  
BANDWRAP - valve **20**  
BATTERY **42, 48**  
BATTERY - lithium **52**  
BEARING - opposite end **6, 8, 10, 36, 38**  
BEARING - shaft end **6, 8, 10, 36, 38**  
BEARING - slide **60**  
BLOCK - coil **10**  
BLOCK - terminal **42, 44, 46, 48**  
BOARD - relay **42, 46**  
BOOT - circuit breaker **42**  
BOOT - switch **42, 46**  
BOX - control **36, 38, 44, 48**  
BOX - junction **26**  
BRACKET **42, 46**  
BRACKET - air vent handle **60**  
BRACKET - battery **44, 46**  
BRACKET - cable restraint **36, 38**  
BRACKET - diagram **42, 46**  
BRACKET - evaporator motor **8**  
BRACKET - frame **62, 66, 70**  
BRACKET - handle **60**  
BRACKET - heater **36, 38**  
BRACKET - hose **78**  
BRACKET - left **10**  
BRACKET - motor **8, 10**  
BRACKET - power cable **38**  
BRACKET - right **10**  
BRACKET - safety hook **72**  
BREAKER - circuit **42, 54**  
BUSHING **14, 18**

### C

CABLE - battery **44, 48**  
CABLE - compressor **36, 38**  
CABLE - compressor power **26**  
CABLE - connecting **50, 52**  
CABLE - power **36, 38**  
CABLE - retriever plug **42, 46**  
CABLE & PLUG - retriever **58**  
CAP - adapter **26**  
CAP - discharge valve **26**  
CAP - dust **56**  
CAP - dust cover **24**  
CAP - fitting **24, 26**  
CAP - plug **42, 46**  
CAP - receptacle **58**  
CAP - retainer **74**  
CAP - suction valve **26**

CAP - tube **10**  
CHAIN - cap **46, 56**  
CHANNEL - air **76**  
CHANNEL - fresh air **76**  
CHANNEL - Z **76**  
CLAMP **20**  
CLAMP - hook **64, 68, 72**  
CLAMP - hose **78**  
CLAMP - sensor **30**  
CLAMP - to tube **20**  
CLAMP - tube **24**  
CLIP - relay **42, 46**  
COIL **30**  
COIL - condenser **12, 16, 20**  
COIL - evaporator **10, 14, 18, 22**  
COIL - KVQ **36**  
COIL - liquid line valve **30**  
COIL - valve **20, 22, 28**  
COLLAR **26**  
COMPRESSOR **12, 16, 20, 26, 36, 38**  
CONNECTOR **48, 50, 52, 58**  
CONNECTOR - cross **44, 48**  
CONNECTOR - harness & sensor **10**  
CONNECTOR - liquid tite **6, 38, 42, 46**  
CONNECTOR - plug **42, 46, 56**  
CONNECTOR - sensor **74**  
CONNECTOR - T **78**  
CONTACTOR **54**  
CONTROLLER **50, 52**  
COUPLING **26**  
COUPLING - outlet **24**  
COVER **64, 68, 72**  
COVER - tube **10**

### D

DEHYDRATOR **12, 16, 20**  
DISK - air vent **60**  
DISPLAY - controller **52**  
DOOR - control box **50, 52**  
DOOR - controller **42, 46**  
DOOR - evaporator **62, 66, 70**  
DOOR - heater section **62, 66**

### E

ELBOW - suction **14**  
ELBOW - valve **34**  
EXTRUSION **70**

### F

FAN - condenser **6**  
FAN - evaporator **8, 10**  
FITTING - harness **26, 42, 46**  
FITTING - high side **24**  
FITTING - service **26**  
FLATWASHER **6, 8, 10, 12, 16, 20, 24, 26, 36, 40, 44, 46, 48, 54, 60, 62, 64, 66, 68, 70, 72**  
FRAME - condenser **62, 66, 68, 72**

FUSE **42, 46, 48, 52**

### G

GASKET **12, 16, 20, 32**  
GASKET - air vent **60**  
GASKET - controller **52**  
GASKET - cover **42, 48**  
GASKET - cylinder head **26**  
GASKET - discharge **26**  
GASKET - discharge & suction **26**  
GASKET - door **64, 68**  
GASKET - evaporator door **62, 68, 72**  
GASKET - gauge **34**  
GASKET - orifice **6**  
GASKET - retainer **74**  
GASKET - sight glass **26**  
GASKET - suction **26**  
GASKET - unit **64, 68, 72, 76**  
GASKET - valve **26**  
GASKET - valve plate **26**  
GAUGE - pressure **34**  
GRILLE - condenser **62, 66, 70**  
GRILLE - evaporator **76**  
GRILLE - humidity **62**  
GRIP - harness **8**  
GROMMET **8, 10, 44, 48, 62**  
GROMMET - harness **6**  
GUARD - compressor **34**

### H

HANDLE - air vent **60**  
HANGER - dehydrator **12, 16, 20**  
HARNESS **32**  
HARNESS - condenser fan **6, 36, 38**  
HARNESS - evap fan **10**  
HARNESS - evaporator **38**  
HARNESS - evaporator fan **8, 38**  
HARNESS - evaporator fans & heaters **36**  
HARNESS - fan **10**  
HARNESS - fan & heater **10**  
HARNESS - KVQ **36**  
HARNESS - sensor **30, 38**  
HEAT - exchanger **20**  
HEAT EXCHANGER **12, 16**  
HEATER **36, 38**  
HINGE **62, 66, 70**  
HINGE - air vent **60**  
HINGE - cover **42, 46**  
HINGE - door **50, 52**  
HINGE - evap door **62, 66, 70**  
HOLDER - fuse **42, 46**  
HOOK - strap **64, 68, 72**  
HOSE - flex **78**  
HOUSING - evaporator **10**  
HOUSING - relief valve **68**

### I

INDICATOR **24**

## INDEX ALPHABETICAL BY DESCRIPTION

INLET - fresh air **76**  
 INSERT - threaded **8**  
 INSULATOR **42, 46**  
 INSULATOR - hinge **50, 52**  
 INSULATOR - latch **62, 66, 70**

### K

KEEPER - door latch **62, 66, 70**  
 KEY - fan **8**  
 KEYPAD **50, 52**  
 KIT - reed suction **26**  
 KIT - repair **14, 18, 28, 30, 36, 38**  
 KIT - sensor **36, 38**  
 KIT - valve plate **26**  
 KNOB **62, 66, 70**  
 KVQ - valve **12, 16**

### L

LABEL - compressor oil **26**  
 LATCH - door **62, 66, 70**  
 LOCKWASHER **6, 8, 10, 20, 24, 26, 36, 40, 42, 46, 50, 52, 54, 60**

### M

MODEM **52**  
 MODEM - RMM **50**  
 MOTOR - 2-speed **8**  
 MOTOR - condenser **38**  
 MOTOR - condenser fan **6, 36**  
 MOTOR - evaporator fan **36**  
 MOTOR - fan **10, 38**  
 MOUNT - cable tie **78**

### N

NAMEPLATE - Air Exchanger **80**  
 NAMEPLATE - arrow **10**  
 NAMEPLATE - Caution **42, 46, 80**  
 NAMEPLATE - Compressor **80**  
 NAMEPLATE - Controller Warning **50**  
 NAMEPLATE - Data Download USDA **56**  
 NAMEPLATE - Do Not Open Below 0 C **60**  
 NAMEPLATE - Front, Star **80**  
 NAMEPLATE - Front, Temp **80**  
 NAMEPLATE - Ingersoll Rand **80**  
 NAMEPLATE - IR logo **80**  
 NAMEPLATE - Main Relay Board **80**  
 NAMEPLATE - On/Off **46**  
 NAMEPLATE - on/off **42**  
 NAMEPLATE - Phase Select **50, 52**  
 NAMEPLATE - R134a **80**  
 NAMEPLATE - Relay Board **50**  
 NAMEPLATE - Temp **80**  
 NAMEPLATE - Temperature Conversion **80**  
 NAMEPLATE - Thermo King **80**  
 NAMEPLATE - TK **64, 66, 72, 80**

NAMEPLATE - USDA Connections **80**  
 NAMEPLATE - Warning **80**  
 NAMEPLATE - Warning, Fan Start **80**  
 NAMEPLATE - Warning, Hot Components **80**  
 NAMEPLATE - Warning, Power Off **52**  
 NAMEPLATE - Weld **80**  
 NUT **6, 8, 10, 20, 26, 34, 36, 40, 42, 44, 46, 48, 50, 52, 54, 60, 62, 66, 70**  
 NUT - captive **6, 64, 68, 70**  
 NUT - controller **50, 52**  
 NUT - fitting **6**  
 NUT - grip **8**  
 NUT - hexagon **20**  
 NUT - speed **42, 46**  
 NUT - wing **60**

### O

OIL - compressor **26**  
 ORIFICE - condenser **64, 68, 70**  
 ORIFICE - condenser fan **6**  
 O-RING **24**

### P

PANEL - rear **76**  
 PANEL - USDA receptacle **38, 56, 58, 76**  
 PIN - hinge **60, 62, 66, 72**  
 PLATE - air vent **60**  
 PLATE - bottom **54**  
 PLATE - cable storage **62, 66, 70**  
 PLATE - cover **76**  
 PLATE - end terminal **44, 48**  
 PLATE - guard **64, 68, 72**  
 PLATE - rear **76**  
 PLUG - fusible **24**  
 PLUG - outlet **24**  
 PLUG - power **36, 38**  
 PLUG - seal **42, 44, 46**  
 PLUG - square hole **56**  
 POCKET - sensor **26, 38, 74**  
 PORT - injection **68**  
 PORT - purge **68**  
 PROBE - head temperature **36**  
 PROBE - high temperature **26**  
 PROTECTOR - edge **60**

### R

RAIL - din **54**  
 RAIL - terminal block **44, 48**  
 RECEPTACLE **56, 58**  
 RELAY - power **42, 46**  
 RETAINER - probe **74**  
 RETAINER - screw **50, 52**  
 RIVET - battery **44**  
 RIVET - bottom rear plate **76**  
 RIVET - bracket **42, 46**  
 RIVET - cap **56, 58**

RIVET - channel **76**  
 RIVET - connector **56**  
 RIVET - grille **76**  
 RIVET - hinge **62, 66, 70**  
 RIVET - housing **68**  
 RIVET - inlet **76**  
 RIVET - latch **62, 66, 70**  
 RIVET - mount **78**  
 RIVET - panel **56, 58, 76**  
 RIVET - plate **76**  
 RIVET - plug **42, 46**  
 RIVET - port **68**  
 RIVET - receptacle **58**  
 RIVET - shroud **10**

### S

SCREW **54, 60, 64**  
 SCREW - adapter **26**  
 SCREW - battery **48**  
 SCREW - bracket **8, 10, 12, 16, 36, 40, 42, 46, 62, 66, 70, 72, 78**  
 SCREW - cable **36, 38**  
 SCREW - channel **76**  
 SCREW - clamp **20, 24, 30, 64, 68, 72**  
 SCREW - coil **10, 12, 16, 20**  
 SCREW - collar **26**  
 SCREW - compressor **20, 26**  
 SCREW - control box **36, 44, 48**  
 SCREW - cover **10, 64, 68, 72**  
 SCREW - dehydrator **20**  
 SCREW - door **50, 52, 62, 66, 70**  
 SCREW - gauge **34**  
 SCREW - grille **62, 66, 70**  
 SCREW - guard **34**  
 SCREW - handle **60**  
 SCREW - hanger **20**  
 SCREW - hinge **42, 46, 50, 52, 62, 66, 70**  
 SCREW - keeper **62, 66, 70**  
 SCREW - motor **6, 8, 10**  
 SCREW - orifice **6, 68, 70**  
 SCREW - panel **76**  
 SCREW - plate **60, 62, 64, 66, 68, 70, 72**  
 SCREW - plate to box **54**  
 SCREW - rail **44, 48**  
 SCREW - relay board **42, 46**  
 SCREW - section **8**  
 SCREW - strap **64, 68, 72**  
 SCREW - tank **20, 24**  
 SCREW - transformer **54**  
 SCREW - vent **60**  
 SEAL - door **62**  
 SEALER - locking **24**  
 SEALER - polyurethane **76**  
 SEALER - thread **24**  
 SENSOR - compressor **38**  
 SENSOR - humidity **30, 36, 38**  
 SENSOR - PT100 **58**

## INDEX ALPHABETICAL BY DESCRIPTION

SHROUD - evaporator **8**  
SIGHT GLASS - oil **26**  
SPACER - clamp **30**  
SPRING **60, 62, 66, 70**  
SPRING - heater **36, 38**  
STRAP - door **64, 68, 72**  
STRIP - gasket **12, 16**  
SWITCH - high temperature **36**  
SWITCH - hpco **26, 38**  
SWITCH - On/Off **46**  
SWITCH - unit on/off **42**

### T

TANK - condenser **12, 16, 20**  
TANK - water cooled condenser **24**  
TAPE - insulating **16**  
T-DRAIN **78**  
TEE **12, 16, 22**  
TERMINAL - stop clip **44, 48**  
TERMINAL-WIREPIN-10GA **40**  
THERMOSTAT - defrost termination  
**38**  
TRANSFORMER **54**  
TRAY - high voltage **44, 48**  
TRIM - edge guard **10**  
TUBE **30**  
TUBE - bottom **12, 16, 20**  
TUBE - check valve to dehydrator **20**  
TUBE - condenser to condenser **24**  
TUBE - condenser to filter **24**  
TUBE - condenser to indicator **12, 16**  
TUBE - dehydrator to valve **16**  
TUBE - discharge **12, 16**  
TUBE - discharge valve to compressor  
**20**  
TUBE - discharge, coil to compressor  
**20**  
TUBE - drier to heat exchanger **20**  
TUBE - equalizer **14, 18, 22**  
TUBE - evaporator to exchanger **12, 16**  
TUBE - exchanger to dehydrator **12, 16**  
TUBE - exchanger to KVQ **12, 16**  
TUBE - expansion valve to inlet **22**  
TUBE - expansion valve to tee **22**  
TUBE - gauge **34**  
TUBE - heat exchanger to KVQ **20**  
TUBE - indicator to dehydrator **12**  
TUBE - KVQ to compressor **12, 16, 20**  
TUBE - liquid injection **22**  
TUBE - liquid to evaporator **22**  
TUBE - solenoid to KVQ **12, 16**  
TUBE - solenoid to tee **14, 18**  
TUBE - stub **24**  
TUBE - suction to evaporator **20**  
TUBE - tee to coil **14, 18**  
TUBE - tee to distributor **22**  
TUBE - tee to valve **14, 18**  
TUBE - temperature sensor to  
compressor **12, 16**

TUBE - top **12, 16, 20**  
TUBE - valve to coil **14, 18**  
TUBE - valve to dehydrator **24**  
TUBE - valve to elbow **14**  
TUBE - valve to exchanger **12, 16**  
TUBE - valve to tee **12, 16**

### V

VALVE - ball **24**  
VALVE - check **12, 16, 20**  
VALVE - dehumidifier **28, 36**  
VALVE - discharge **26**  
VALVE - expansion **12, 16, 22**  
VALVE - KVQ **20, 32, 38**  
VALVE - liquid injection **38**  
VALVE - liquid line **28**  
VALVE - pressure relief **68**  
VALVE - Schrader **34**  
VALVE - shutoff **12, 16, 20**  
VALVE - solenoid **12, 14, 16, 18, 22,**  
**30, 36, 38**  
VALVE - solenoid liquid injection **20**  
VALVE - solenoid, liquid injection **38**  
VALVE - suction **26**  
VENT - air **60**

### W

WASHER **6, 12, 16, 34, 36, 42, 50, 52,**  
**60, 62, 64, 66, 68, 70,**  
**72, 76**  
WASHER - dome **6, 64, 68, 70**  
WASHER - insulating **20, 42, 46, 50,**  
**52**  
WASHER - insulator **20, 44, 48, 54, 60**



## INDEX ALPHABETICAL BY DESCRIPTION