



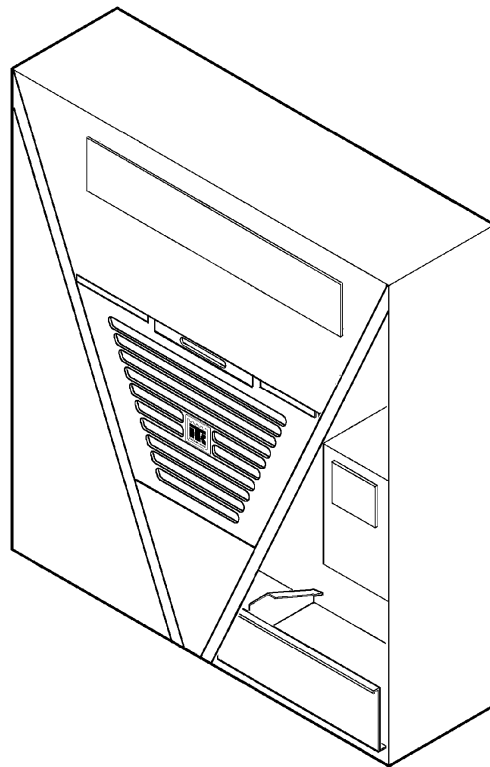
Parts Manual

CSR 40

TK 50192-4-PM (Rev. 8.12)

CSR 40

TK 50192-8.12



Printed: April 8, 2016

Copyright © 1998 - Thermo King Corp. - Minneapolis, MN U.S.A.

Printed in U.S.A.

General Information

Tables of Contents

This Parts Manual contains a numerical table of contents listing each assembly name, its associated Grid number and page number. The numerical table of contents is arranged numerically by Grid number. There are references in a parts list referring to other Grid numbers; the numerical table of contents is arranged to facilitate finding the referenced illustrations.

Assemblies and Subassemblies

When parts are indented in the description list, they are preceded with an asterisk (*). This indicates that the part(s) is available separately or included in an assembly.

GRID NO. 67D6

SWITCH PANEL ASSEMBLY

REF	PART#	DESCRIPTION	QTY
	45-1239	PANEL - assy, switch	1
1	99-1960	*PANEL	1
	99-6280	**NAMEPLATE - panel	1
2	33-743	*GASKET	1

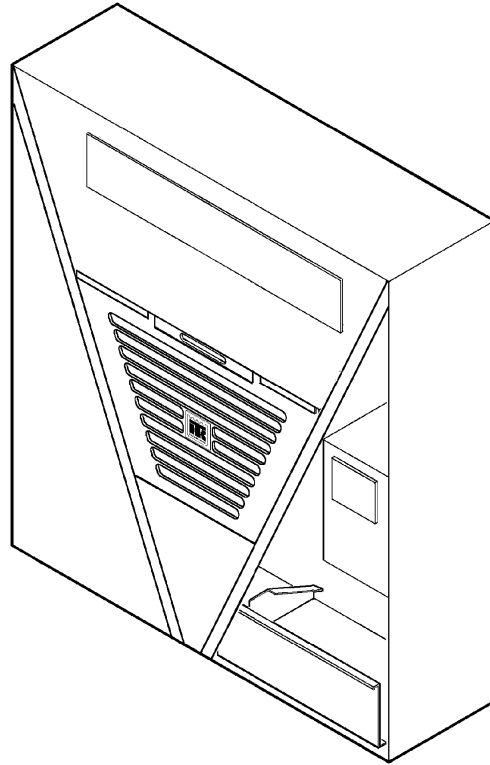
For example: The Switch Panel Nameplate (99-6280) is available separately, available as part of the Switch Panel (99-1960) and with the Panel Assembly (45-1239).

ABBREVIATIONS: *The following abbreviations appear in Parts Manuals.*

A ACalternating current	E expexpansion	P pcbprinted circuit board
A/Ras required	extexternal	pkgpackage
accum.....accumulator	F F.....Fahrenheit	phphase
adjadjusting	fill.....fillister	pospositive
alaluminum	fifuel injection	psipounds per square inch
altalternator	flflare	R radradiator
A or amp.....ampere	fpt.....female pipe thread	rcvrreceiver
assy.....assembly	ftfeet	refreference
B bdboard	ftgfitting	regregulator
brgbearing	G galgallon	reqrequired
brkrbreaker	H hexhexagon	rpm.....revolutions per minute
brktbracket	hhhexagon head	S sec.....second
C CCelsius	hdhead	sldsolder
cw.....clockwise	hphorsepower	soc hd.....socket head
ccw.....counter-clockwise	hsghousing	solsolenoid
camcamshaft	I idinside diameter	splspecial
cmcentimeters	ininch (2.54 cm)	sqsquare
comprcompressor	incl.....includes	ssstainless steel
condcondenser	injinjection	stdstandard
connconnecting, connector	intinternal	stlsteel
cyl.....cylinder	int thinternal tooth	suct.....suction
D defdefrost	K kWkiloWatt	sw.....switch
degdegree	L LLiter (Litre)	T term.....terminal
dehyddehydrator	liqliquid	temptemperature
diadiameter	lglong	thkthick
DC.....direct current	M MMeter	TSATransport Solutions Americas
disch.....discharge	mmmillimeter	U usundersize
diffdifferential	mpt.....male pipe thread	V vibvibrasorber
E EMI.....Extended	modmodulating	V.....Volt
Maintenance Interval	N negnegative	W W.....watt
EMEIA.....Europe, Middle East, India and Africa	Nonumber	w/with
engengine	NSnot supplied	w/o.....without
exch.....exchanger	NSS.....not sold separately	
	osoversized	
	odoutside diameter	

Contents

Title	Grid	Page
CSR 40 REFERENCE SHEET.....	4U54	4
DEUTSCH IN-LINE CONNECTORS.....	112D9	62
CONNECTORS - WEATHER PACK.....	115D14	60
MODULATION VALVE ASSEMBLY.....	123A8	34
AIR VENT (40 FT CONTAINERS).....	143D7	110
EVAPORATOR PANELS (UNITS w/ 3 EVAP FANS).....	143D9	112
DEFROST DRAIN.....	143D10	122
REFRIGERATION COMPONENTS.....	144F3	16
MAIN & SENSOR HARNESS.....	146D9	56
COMPRESSOR GROUP.....	146E1	26
HIGH VOLTAGE TRAY.....	146F5	46
CONTROL BOX DOOR.....	146F6	58
RECORDING THERMOMETER (OPTION 098025).....	147A4	66
SIMPSON LEAD (OPTION 098027).....	147A5	80
BATTERY CHARGER GROUP (OPTION 098029).....	147A6	82
TRANSFRESH GROUP (OPTION 098021).....	147A7	86
NAMEPLATES.....	147A13	124
ELECTRICAL COMPONENTS (UNITS w/ 3 EVAP FANS).....	147A14	36
RECORDING THERMOMETER - 31 DAY FAHRENHEIT.....	147B2	70
SENSOR RETAINERS.....	147B3	108
CONDENSER FAN GROUP.....	147B4	8
EVAPORATOR FAN GROUP.....	147B5	10
CONTROL BOX.....	147B6	42
CONDENSER COMPONENTS (UNITS w/ 3 EVAP FANS).....	147B7	98
RECORDING THERMOMETER (OPTION 098026 & 098030).....	147B8	74
RECORDING THERMOMETER (OPTION 098026).....	147B9	78
HUMIDITY CONTROL (OPTION 098033).....	147G12	32
THERMOMETER - 7 DAY FAHRENHEIT.....	147G13	72
REMOTE MONITOR (OPTION 098039).....	147G14	90
TRANSFRESH GROUP (OPTION 098038).....	148A14	120
POWER MODULE CIRCUIT BOARD (CSR).....	148C1	54
TRANSFORMER GROUP (098024, 098040, 098041, 098043, 098071, 098123, 098128).....	148G2	88
HUMIDITY COMPONENTS (OPTION 098100).....	149A14	96
HIGH VOLTAGE TRAY - HUMIDITY (OPTION 098036).....	149B1	50
REMOTE MONITOR BOX (IRMU TK COMM OPTION 098051).....	151A10	92
COMPRESSOR GROUP - HERMETIC.....	152A4	30
REFRIGERATION COMPONENTS - HERMETIC.....	152A5	22
CONDENSER COMPONENTS (units w/ 2 evap fans).....	152C4	102
EVAPORATOR PANELS (UNITS w/ 2 EVAP FANS).....	152C5	116
ELECTRICAL COMPONENTS (UNITS w/ 2 EVAP FANS).....	152F8	40
EVAPORATOR GROUP (TWO FAN).....	152F11	12



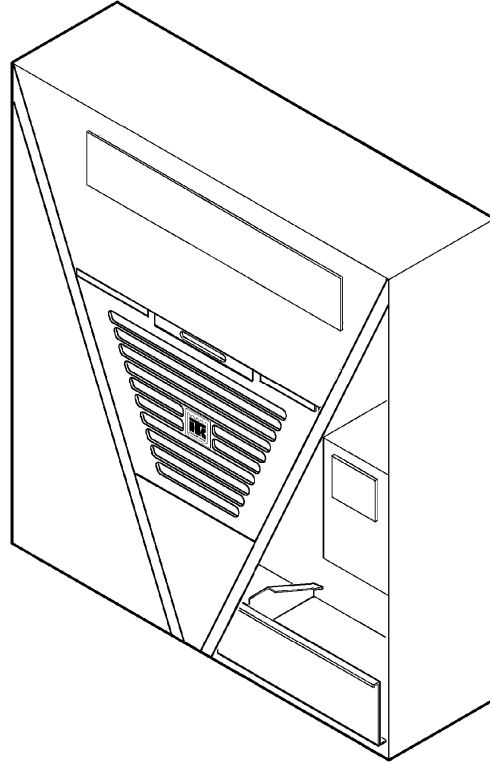
CSR 40 REFERENCE SHEET



4U54

Revised
12/11/08

B/M	DESCRIPTION	DATE
CSR-40-100	CSR40-100	8/98
CSR-40-103	CSR40-103	8/98
CSR-40-101	CSR40-101	8/98
CSR-40-104	CSR40-104	4/98
CSR-40-105	CSR40-105	8/98
CSR-40-107	CSR40-107	8/98
CSR-40-109	CSR40-109	8/98
CSR-40-110	CSR40-110	10/98
CSR-40-111	CSR40-111	8/98
CSR-40-112	CSR40-112	9/98
CSR-40-114	CSR40-114	10/98
CSR-40-115	CSR40-115	12/98
CSR-40-116	CSR40-116	1/99
CSR-40-117	CSR40-117	12/98
CSR-40-121	CSR40-121	4/99
CSR-40-123	CSR40-123	4/99
098002	CSR40 mP-D	4/99
098006	CSR40 SL	12/98
098010	CSR40	12/08
098017	CSR Hermetic	1/99
098021	Transfresh	3/98
098022	R134a Compound Gauge	3/98
098024	APL Transformer	3/98
098025	31 Day Partlow Recording Thermometer	3/98
098026	31 Day Recording Thermometer	3/98
098027	Simpson Lead	3/98
098029	Battery/Charger	3/98
098031	Cannon Bayonet	4/98
098032	Cannon Threaded	4/98
098033	Humidity Control Option	4/98
098034	IRMU (Sea Land)	12/98
098035	Partlow 7 Day	4/98
098036	Humidity	8/98



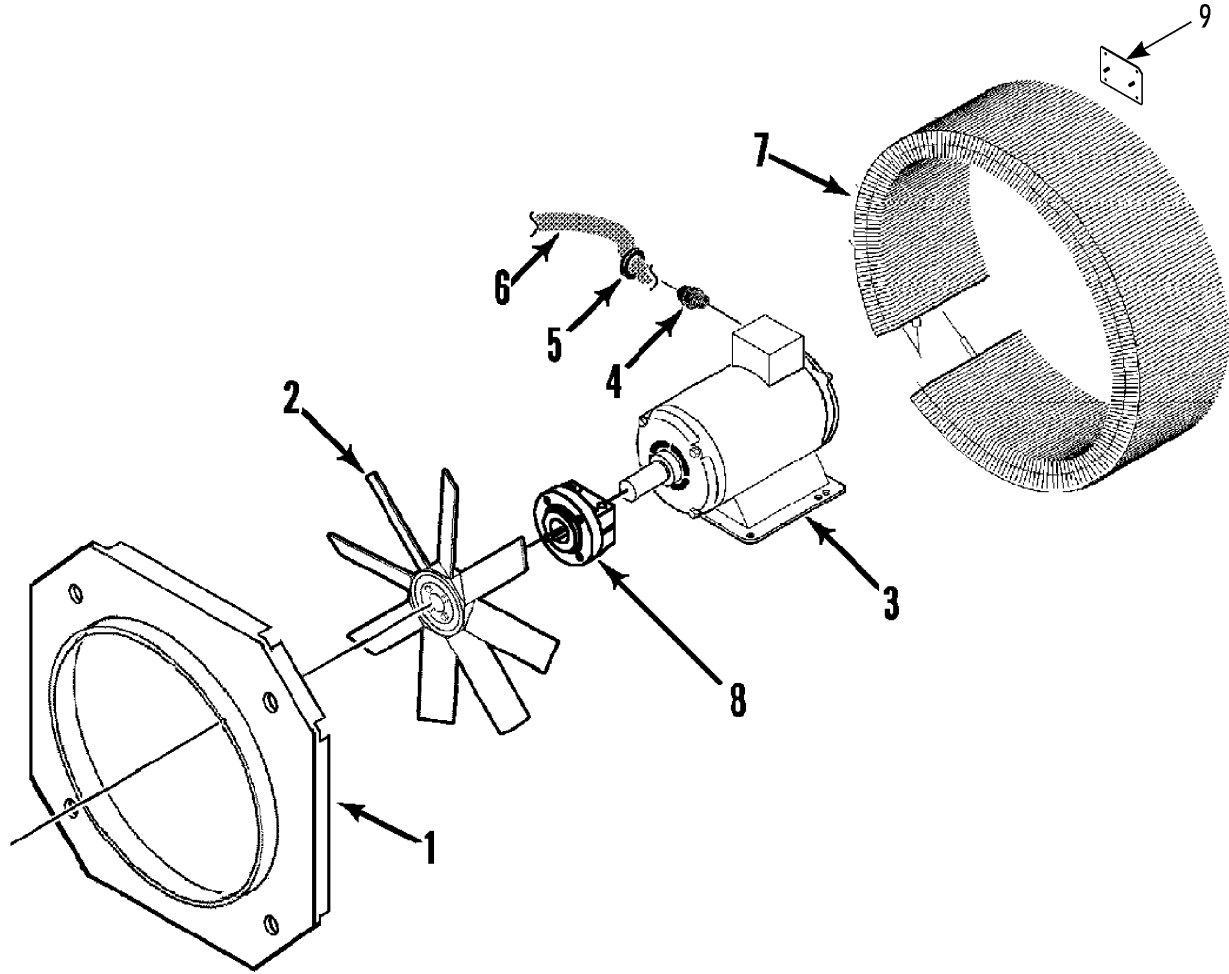
CSR 40 REFERENCE SHEET



4U54

Revised
12/11/08

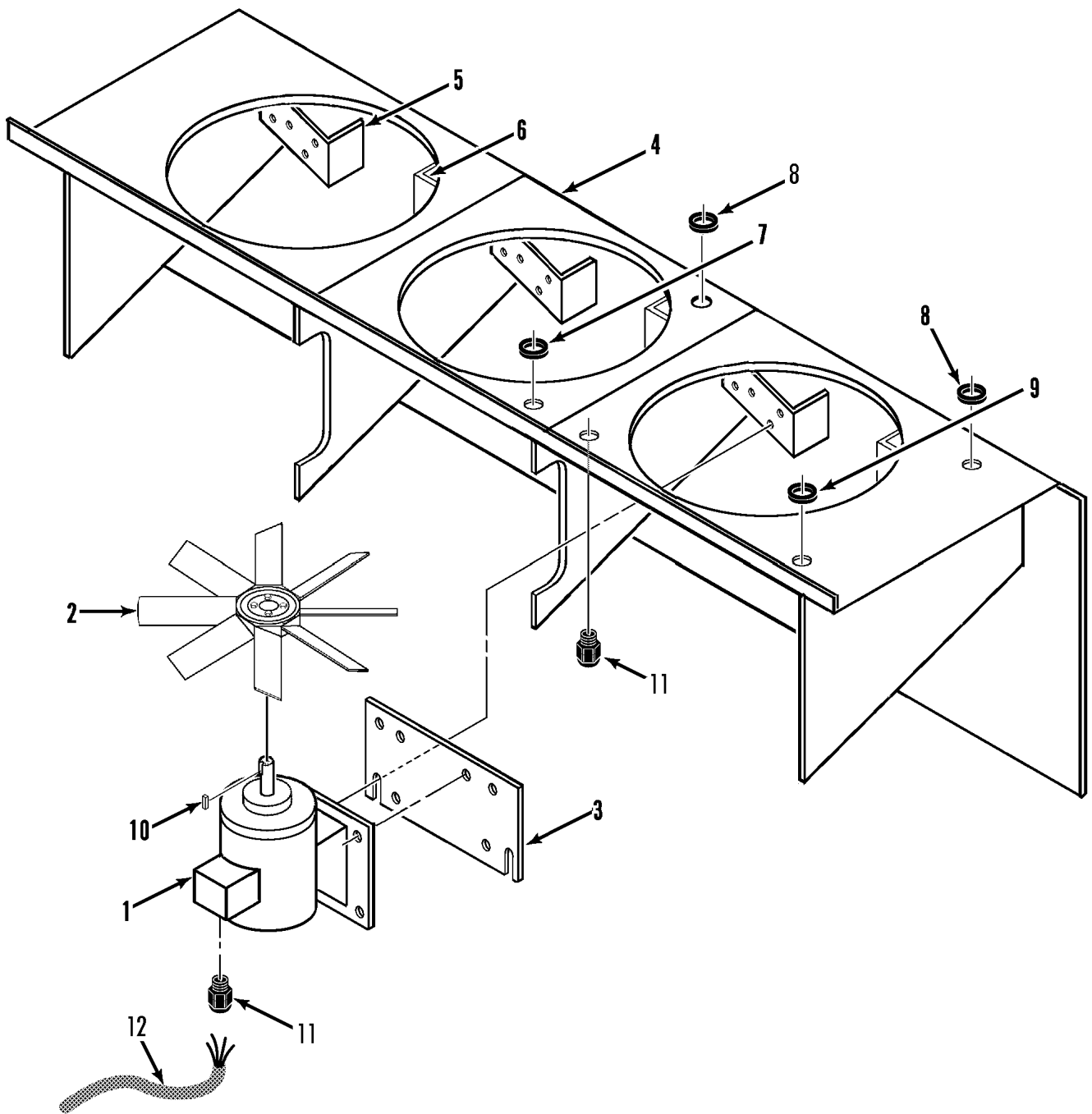
B/M	DESCRIPTION	DATE
098038	Transfresh	9/98
098039	Remote Monitor	4/98
098040	Transformer	8/98
098041	Transformer	4/99
098043	Transformer - PIL	8/98
098049	Power Cable - Minnekes	4/98
098051	TK COMM	12/98
098061	Power Cable - MIPCO	4/98
098071	Transformer - Triton	8/98
098076	Door w/ Latch	10/98
098079	Purge Port for Transfresh	10/98
098095	Cable 11/4 - ESL	12/98
098096	Nameplate - SLRE	12/98
098098	Nameplate - SLRE	12/98
098109	Sensor	4/99
098110	Frame	4/99





REF	PART NO.	DESCRIPTION	QTY
1	98-5925	GUARD - condenser fan	1
	55-7035	SCREW - guard	4
	55-8904	FLATWASHER (8.4 mm id)	10
	55-6995	FLATWASHER (6.4 mm id)	8
	55-9054	WASHER (nylon)	7
	55-7042	NUT	4
2	78-1173	FAN - condenser (w/ split hub)	1
3	104-753	MOTOR - condenser fan	1
	55-6993	SCREW - motor	4
	55-6988	FLATWASHER	8
	55-7342	LOCKWASHER	4
	55-7339	NUT	4
4	55-8907	GRIP - cable	1
	55-8908	LOCKNUT	1
5	33-367	GROMMET	1
6	41-3116	HARNESS - condenser fan motor	1
	44-8340	TERMINAL - splice	9
7	60-285	COIL - condenser (see 144F3)	1
	99-8562	STRIP - gasket (coil, 3/8 x 1.0)	1
	33-2950	GASKET - coil	1
	55-6994	SCREW - coil	7
	55-7075	FLATWASHER	7
	55-9054	WASHER (nylon)	7
8	77-2931	KIT - fan hub	1
	77-2931	*HUB - fan (split)	1
	55-8137	*SCREW - hub to shaft	2
	55-7066	*LOCKWASHER	2
	55-6988	*FLATWASHER	2
9	90-2523	Kit - condenser coil stud (set of three)	1

NOTE: Kit 70-191 Fan Hub will update the Set Screw Hub on Fan 78-1079 to the Split Hub as on Fan 78-1173.



EVAPORATOR FAN GROUP



147B5

Revised
09/17/10

REF	PART NO.	DESCRIPTION	QTY
1	104-691	MOTOR - blower	1
	77-1498	*BEARING - shaft end	1
	77-1401	*BEARING - opposite end	1
	55-8903	SCREW - motor (22 mm)	12
	55-6993	SCREW - motor (25 mm)	12
	55-8904	FLATWASHER	12
	55-7066	LOCKWASHER	15
	55-9380	NUT	12
	55-8986	INSERT - threaded	12
2	78-1078	FAN - evaporator (19 pitch)	3
	508-165	FAN - evaporator (22 deg pitch, option)	3
	78-1101	FAN - evaporator (CSR 40SL)	1
3	91-8466	BRACKET - motor	3
	55-8903	SCREW - bracket	12
	55-6988	FLATWASHER	21
4	98-5403	BRACKET - motor mount (CSR 40)	1
	91-8628	BRACKET - motor mount (CSR 40SL)	1
5	92-2209	*BRACKET - motor	3
6	92-2208	*BRACKET - motor	3
	55-8891	SCREW - bracket	17
7	33-3215	GROMMET (47 mm)	1
8	33-2946	GROMMET (37 mm)	5
9	33-3838	GROMMET (22 mm)	1
10	55-2324	KEY - fan	3
11	55-8907	CONNECTOR - harness	4
	55-8908	LOCKNUT	4
12	41-3112	HARNESS - fan motor	1
	44-8340	TERMINAL - motor	20

EVAPORATOR GROUP (TWO FAN)



152F11

Revised
04/24/15

REF	PART NO.	DESCRIPTION	QTY
1	98-5475	SHROUD - evaporator	1
	55-9162	RIVET - shroud	10
2	92-2331	*BRACKET - left	2
3	92-2332	*BRACKET - right	2
4	33-3215	GROMMET (47 mm)	1
5	33-3044	TRIM - edge guard	A/R
6	55-8907	CONNECTOR - harness & sensor	3
7	78-1117	FAN - evaporator	2
8	67-1558	COIL - evaporator	1
	55-8891	SCREW - coil	9
	55-9217	CAP - screw	3
9	91-9328	BLOCK - coil	2
10	91-8467	BRACKET - heater (end)	2
	55-8891	SCREW - bracket	4
11	91-8142	BRACKET - heater (center)	1
	55-3136	RIVET - bracket	1
12	45-1791	HEATER	6
13	91-8140	SPRING	6
14	41-3113	HARNESS - evap fan (#1)	1
15	41-3114	HARNESS - evap fan (#2)	1
	55-2332	BANDWRAP	A/R
	55-2330	BANDWRAP (large)	A/R
16	104-691	MOTOR - fan	2
	77-1498	*BEARING - shaft end	1
	77-1401	*BEARING - opposite end	1
	55-6993	SCREW - motor	8
	55-7066	LOCKWASHER (external tooth)	2
	55-7342	LOCKWASHER	6
	55-7085	FLATWASHER	8
17	99-4931	NAMEPLATE - arrow	1
18	91-8466	BRACKET - motor	2
	55-8903	SCREW - bracket	8
	55-8904	FLATWASHER	16

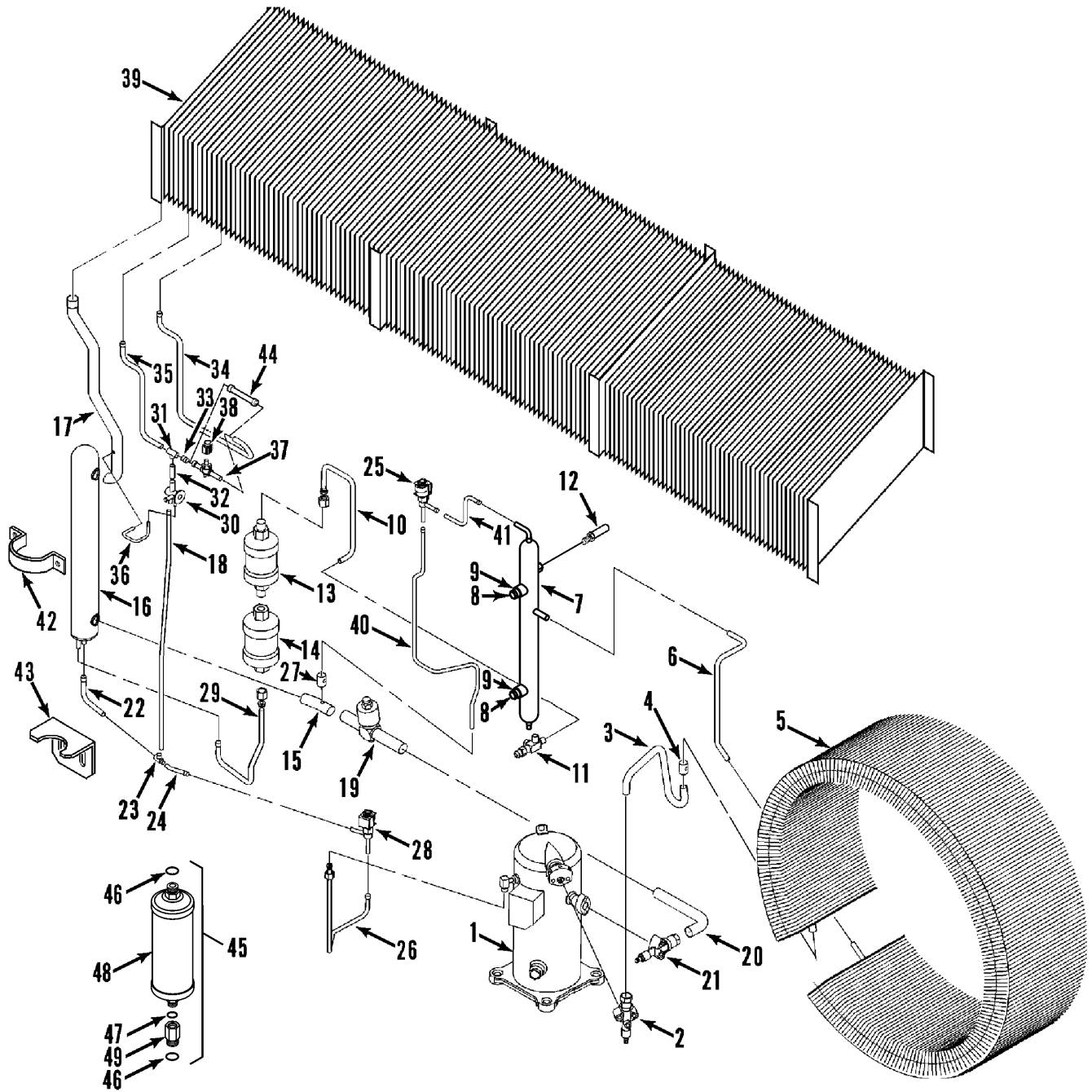
EVAPORATOR GROUP (TWO FAN)



152F11

Revised
04/24/15

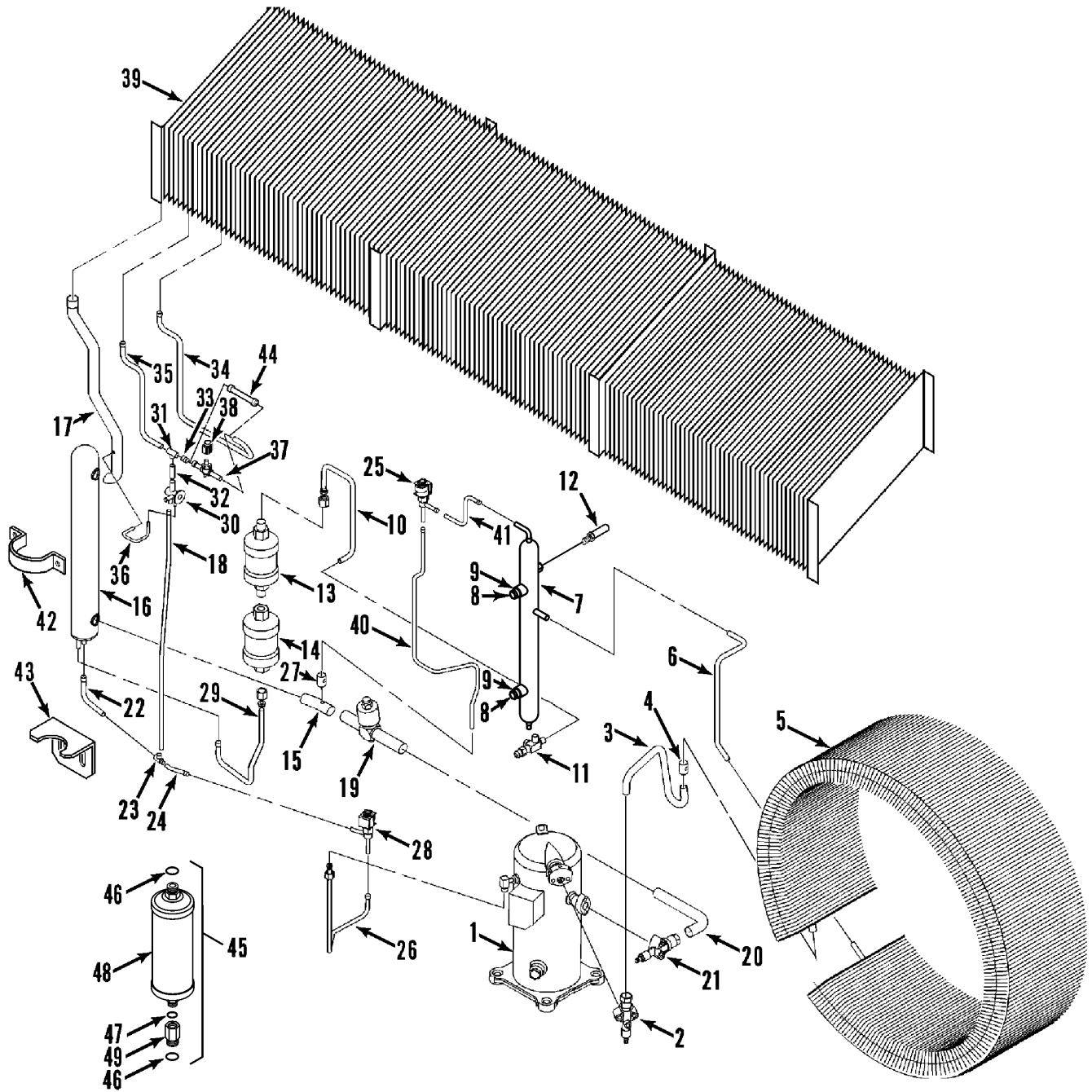
REF	PART NO.	DESCRIPTION	QTY
	55-7342	LOCKWASHER	8
	55-7339	NUT	8
19	33-2946	GROMMET (37 mm)	4
20	33-3838	GROMMET (22 mm)	1



REFRIGERATION COMPONENTS

**144F3**Revised
02/05/16

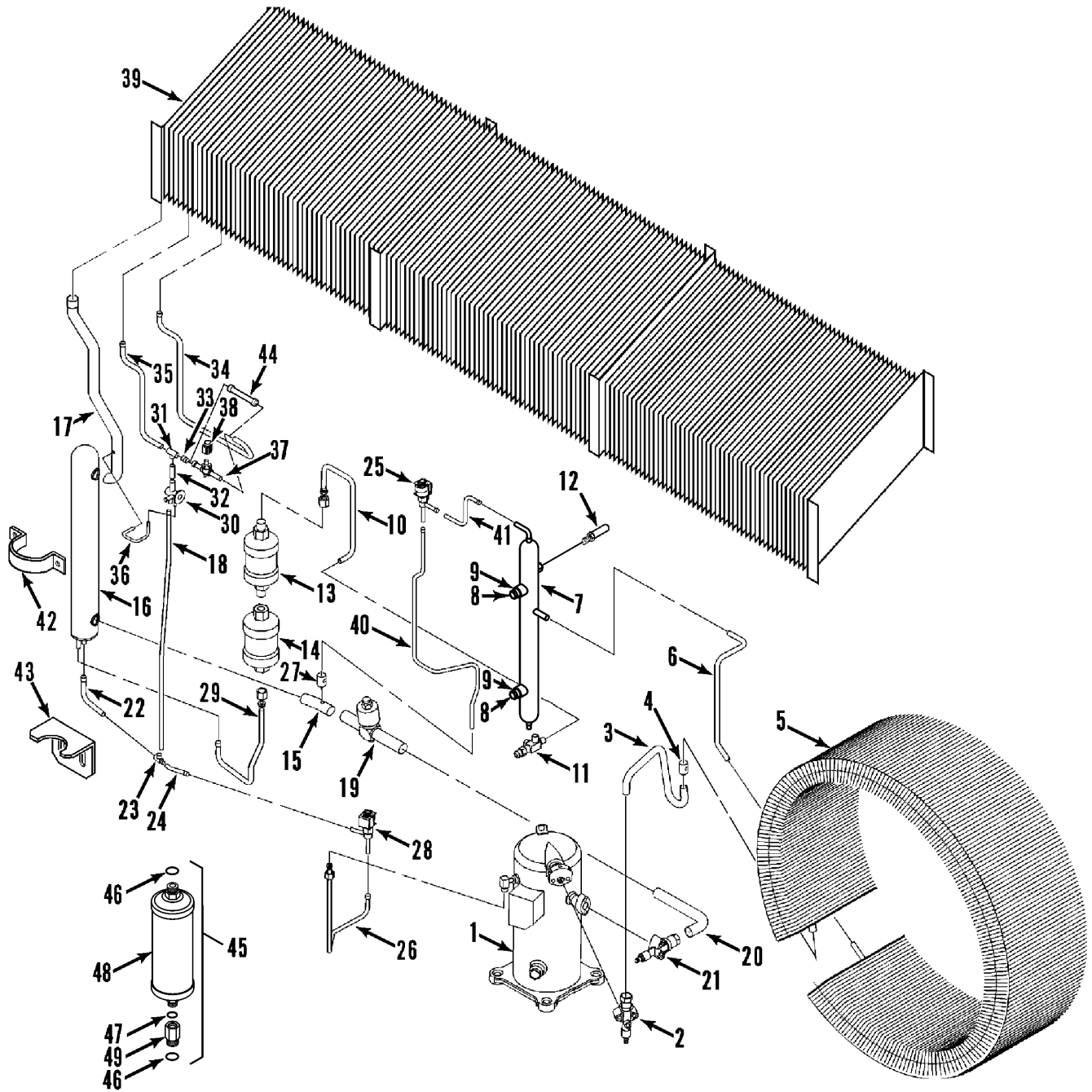
REF	PART NO.	DESCRIPTION	QTY
1	102-796	COMPRESSOR - scroll (see 144F12)	1
	66-9004	VALVE	1
2	66-3942	*VALVE - discharge	1
3	66-9181	*TUBE - valve to coil	1
4	55-3680	COUPLING	1
5	60-285	COIL - condenser (see 147B4)	1
6	66-9016	TUBE - coil to receiver tank	1
7	67-1537	TANK - receiver	1
	55-6994	SCREW - receiver (20 mm)	2
	55-8316	SCREW - receiver (40 mm)	2
	55-9053	SPACER	1
	55-7075	FLATWASHER	8
	55-8877	WASHER (nylon)	4
	55-7042	NUT	4
8	66-8811	SIGHT GLASS	2
9	33-3007	GASKET	2
10	66-9033	TUBE - receiver to dehydrator	1
	55-8950	NUT	1
	55-8951	SHOULDER - o-ring seal	1
11	66-6603	VALVE - angle	1
	66-2170	*CAP - valve	1
12	66-7392	VALVE - relief	1
	66-6610	FITTING - highside	1
13	66-8473	FILTER (see item 45)	1
	33-1015	O-RING (#6)	1
	55-8917	HANGER - filter	1
	91-8470	SPACER - hanger	1
14	66-8767	DEHYDRATOR (see item 45)	1
	55-4390	HANGER - dehydrator	1
15	66-9018	TUBE - exchanger to valve	1
16	67-1028	HEAT EXCHANGER	1
17	66-9020	TUBE - exchanger to evaporator	1
18	66-9024	TUBE - tee to expansion valve	1



REFRIGERATION COMPONENTS

**144F3**Revised
02/05/16

REF	PART NO.	DESCRIPTION	QTY
19	66-7865	VALVE - modulation (w/ harness connectors)	1
	66-7981	*VALVE (see 123A8)	1
20	66-9021	TUBE - modulation valve to suction valve	1
21	66-1916	VALVE - suction (see 144F12)	1
22	66-9022	TUBE - exchanger to tee	1
23	55-6218	TEE	1
24	66-9023	TUBE - tee to valve	1
25	60-328	VALVE - solenoid	1
	41-767	*COIL	1
26	66-9026	TUBE - valve to compressor	1
	33-1015	O-RING - tube to compressor	1
27	66-4341	COUPLING	1
28	60-327	VALVE - solenoid (liquid injection)	1
	41-767	*COIL	1
29	66-9019	TUBE - dehydrator to exchanger	1
	55-8950	NUT	1
	55-8951	SHOULDER - o-ring seal	1
30	61-443	VALVE - expansion	1
31	55-2296	TEE	1
32	66-9034	TUBE - expansion valve to tee	1
33	66-9035	TUBE - liquid	1
34	66-9029	TUBE - valve to evaporator	1
35	66-9030	TUBE - tee to evaporator	1
36	66-9036	TUBE - equalizer	1
37	66-9032	VALVE - solenoid (dehumidity, see 147G12, optional)	1
	60-323	KIT - repair	1
38	41-5460	COIL - liquid line valve	1
39	67-1532	COIL - evaporator (CSR 40, units w/ 3 evap fans)	1
	67-1558	COIL - evaporator (CSR 40, units w/ 2 evap fans)	1
	67-1504	COIL - evaporator (CSR 40SL)	1
	55-6993	SCREW (25 mm)	8
	55-9541	FLATWASHER (ins 8.4 mm id)	14
	55-6988	FLATWASHER (8.4 mm id)	14



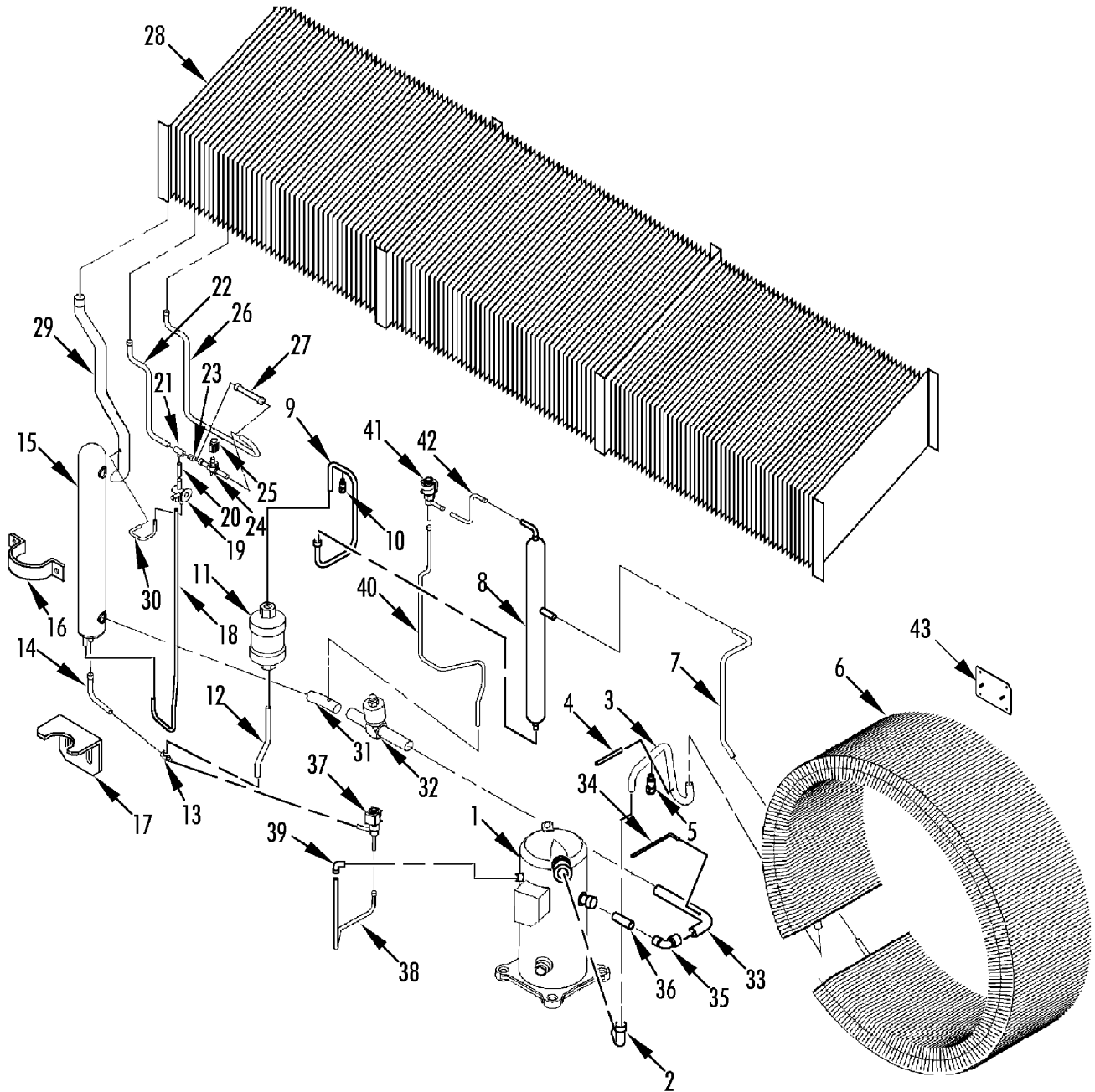
REFRIGERATION COMPONENTS



144F3

Revised
02/05/16

REF	PART NO.	DESCRIPTION	QTY
40	66-9027	TUBE - coupling to valve	1
41	66-9037	TUBE - receiver to valve	1
42	91-8468	CLAMP - exchanger	1
43	91-8469	BRACKET - exchanger	1
	55-7172	SCREW - bracket	4
	55-7075	FLATWASHER	4
44	66-9159	TUBE (replaces valve)	1
45	60-272	KIT - dehydrator/oil filter conversion	1
46	33-566	*O-RING (#8)	2
47	33-1015	*O-RING (#6)	1
48	66-9307	*DEHYDRATOR/OIL FILTER	1
49	61-1243	*ADAPTER	1



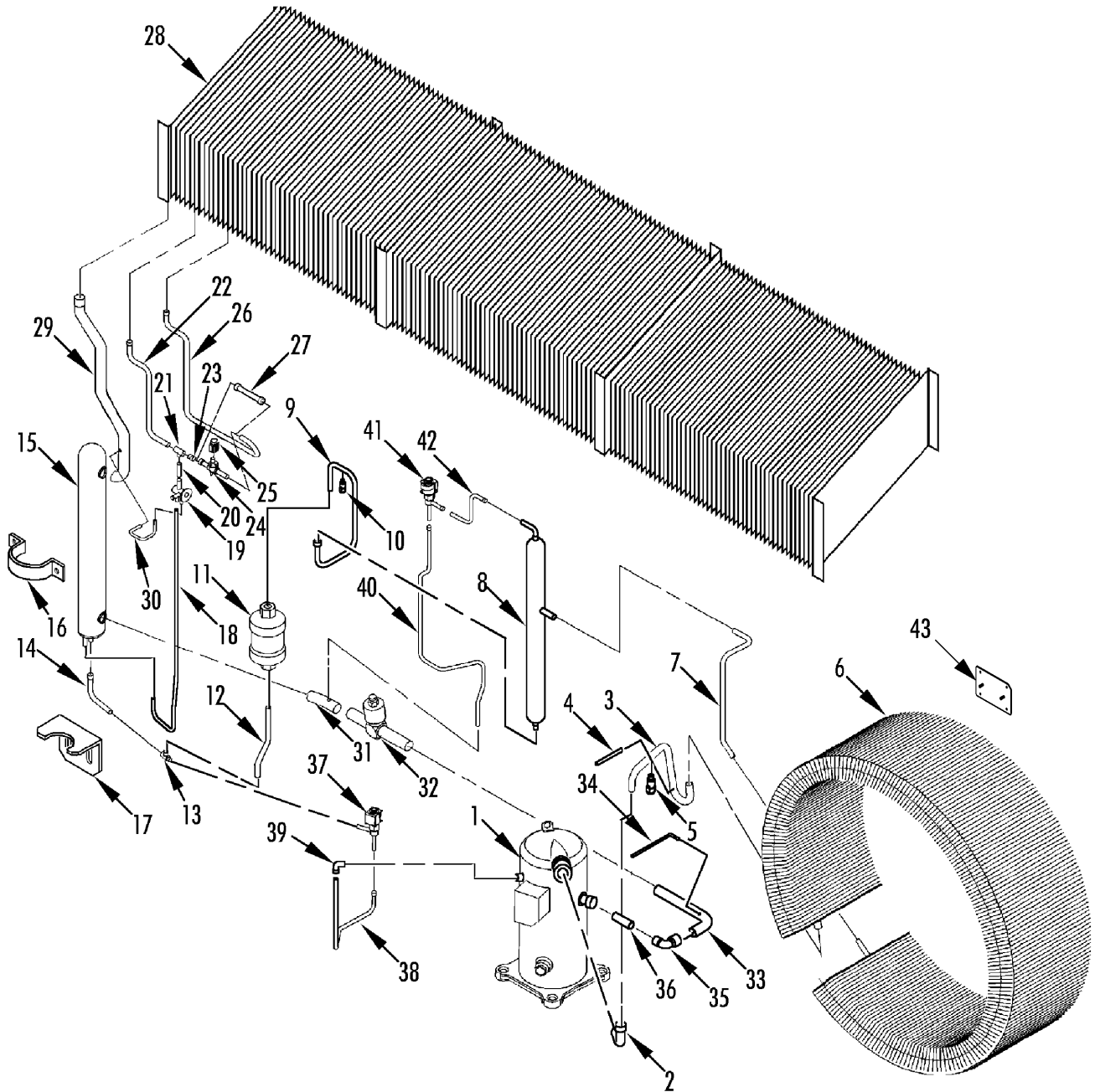
REFRIGERATION COMPONENTS - HERMETIC



152A5

Revised
03/17/16

REF	PART NO.	DESCRIPTION	QTY
1	20-189	COMPRESSOR - scroll (hermetic, see 152A4)	1
2	55-1659	ELBOW - discharge	1
3	66-9425	TUBE - elbow to valve	1
4	66-9424	TUBE - discharge process	1
5	41-2841	SWITCH - hpco	1
6	60-285	COIL - condenser (see 147B4)	1
7	66-9016	TUBE - coil to receiver tank	1
8	67-1549	TANK - receiver	1
	55-6994	SCREW - receiver (20 mm)	2
	55-8316	SCREW - receiver (40 mm)	2
	55-9053	SPACER	1
	55-7075	FLATWASHER	8
	55-8877	WASHER (nylon)	4
	55-7042	NUT	4
9	66-9426	TUBE - receiver to dehydrator	1
10	66-9428	VALVE - relief	1
11	60-284	KIT - dehydrator	1
	61-786	*DEHYDRATOR	1
	55-4390	HANGER - dehydrator	1
12	66-9423	TUBE - dehydrator to exchanger	1
13	55-3251	TEE	1
14	66-9421	TUBE - exchanger to tee	1
15	67-1028	HEAT EXCHANGER	1
16	91-8468	CLAMP - exchanger	1
17	91-8469	BRACKET - exchanger	1
	55-7172	SCREW - bracket	4
	55-7075	FLATWASHER	4
18	66-9422	TUBE - tee to expansion valve	1
19	61-443	VALVE - expansion	1
20	66-9034	TUBE - expansion valve to tee	1
21	55-2296	TEE	1
22	66-9030	TUBE - tee to evaporator	1
23	66-9035	TUBE - liquid	1



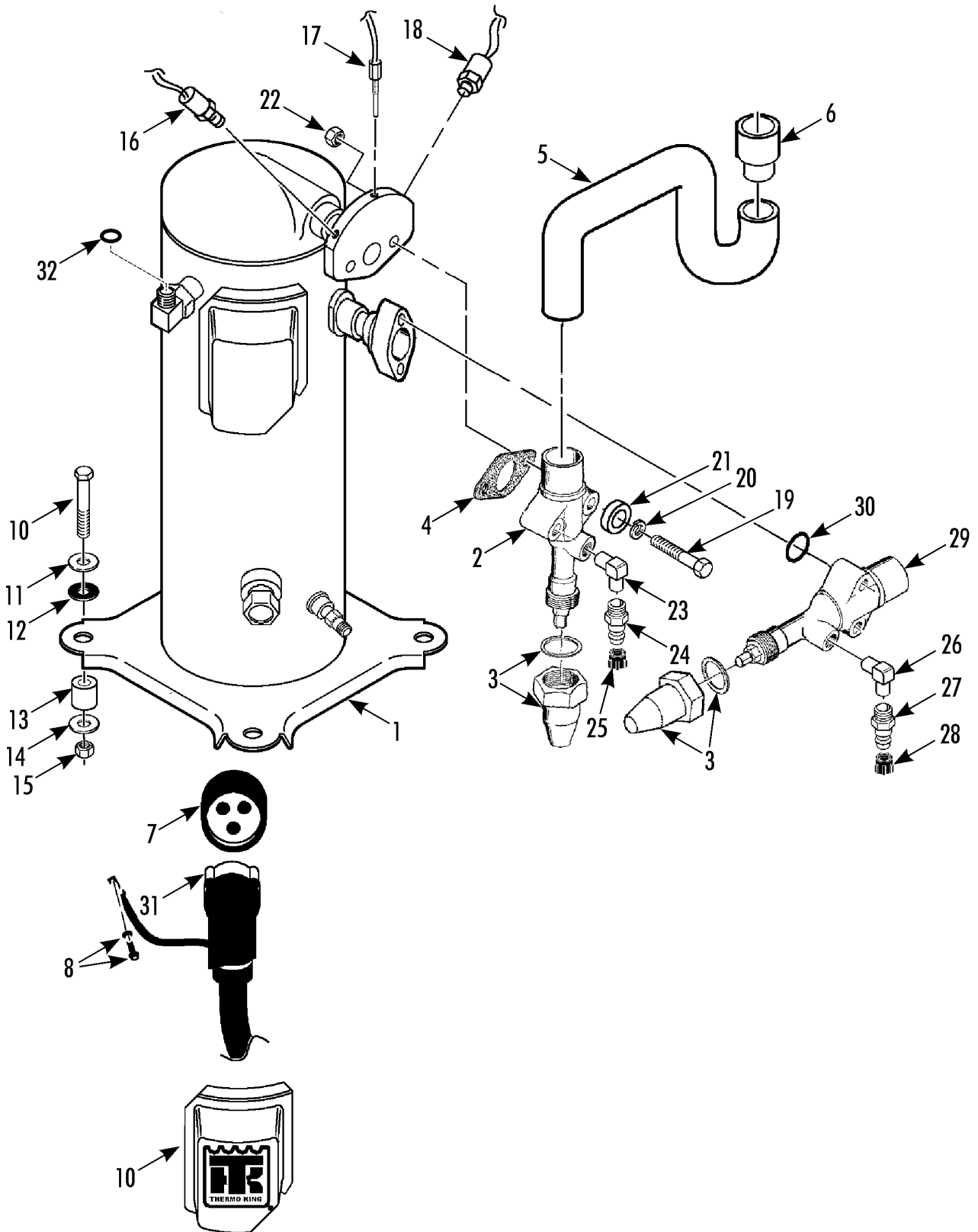
REFRIGERATION COMPONENTS - HERMETIC



152A5

Revised
03/17/16

REF	PART NO.	DESCRIPTION	QTY
24	66-9032	VALVE - solenoid (dehumidity, see 147G12, optional)	1
	60-323	KIT - repair	1
25	41-5460	COIL - liquid line valve	1
26	66-9029	TUBE - valve to evaporator	1
27	66-9159	TUBE (replaces valve)	1
28	67-1532	COIL - evaporator (units w/ 3 evap fans)	1
	67-1558	COIL - evaporator (units w/ 2 evap fans)	1
	55-6993	SCREW (25 mm)	8
	55-9541	FLATWASHER (ins 8.4 mm)	14
	55-6988	FLATWASHER (8.4 mm id)	14
29	66-9020	TUBE - exchanger to evaporator	1
30	66-9036	TUBE - equalizer	1
31	66-9420	TUBE - exchanger to valve	1
32	66-7865	VALVE - modulation (w/ harness connectors)	1
	66-7981	*VALVE (see 123A8)	1
33	61-160	TUBE - modulation valve to suction valve	1
34	66-9419	TUBE - suction process	1
35	55-7386	ELBOW	1
36	66-7533	TUBE - elbow to compressor	1
37	60-327	VALVE - solenoid (liquid injection)	1
	41-767	*COIL	1
38	61-159	TUBE - valve to compressor	1
39	55-3250	ELBOW	1
40	66-9027	TUBE - coupling to valve	1
41	60-328	VALVE - solenoid	1
	41-767	*COIL	1
42	66-9427	TUBE - receiver to valve	1
43	90-2523	Kit - condenser coil stud (set of three)	1



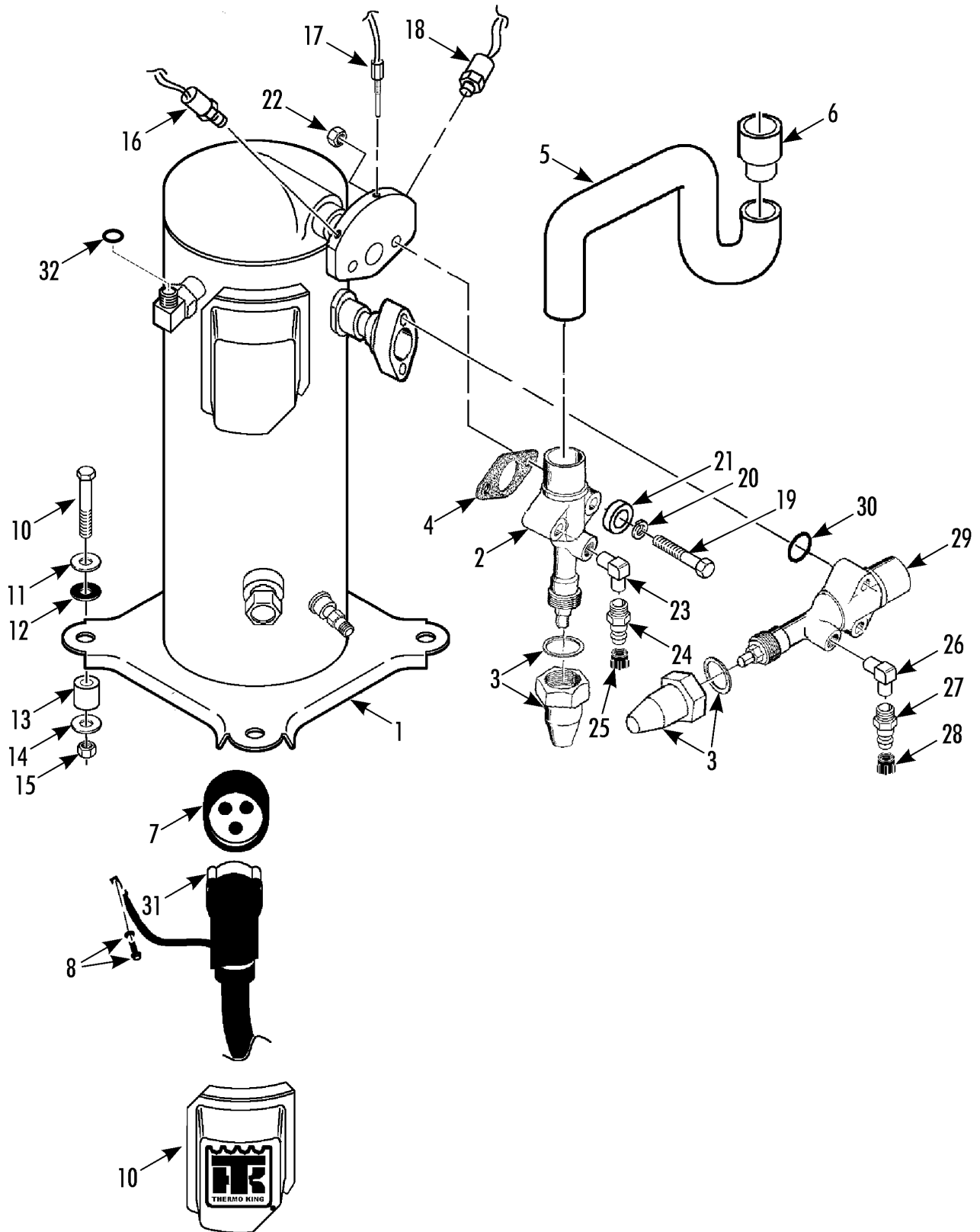
COMPRESSOR GROUP



146E1

Revised
02/12/16

REF	PART NO.	DESCRIPTION	QTY
	20-166	KIT - compressor (incl items 1 thru 5)	1
1	102-796	*COMPRESSOR - scroll	1
	203-964	OIL - compressor (1L)	A/R
2	66-3942	VALVE - discharge	1
3	66-3015	*CAP - valve (brass, incl gasket)	1
4	33-2805	GASKET - valve (service)	1
5	66-9181	TUBE - compressor to coil	1
6	55-3680	COUPLING	1
	40-779	KIT - gasket & grease	1
7	33-2951	*GASKET - power connector	1
	33-2979	*SEALER - silicone grease pack	1
8	55-8994	*SCREW - ground	1
	55-8995	*WASHER - ground	1
9	91-9021	*COVER - terminal box	1
10	55-8911	SCREW - compressor	4
11	55-8912	FLATWASHER (13 mm)	4
12	55-9012	WASHER - vibration damper	4
13	55-9013	SPACER	4
14	55-7360	FLATWASHER (12 mm)	4
15	55-8992	NUT	4
16	41-4523	SWITCH - hpco (blue bandwrap)	1
17	41-2447	SENSOR - head temperature	1
18	41-530	SWITCH - hpco (red bandwrap)	1
19	55-9171	SCREW - valve	2
20	55-6999	LOCKWASHER	2
21	55-9172	WASHER - sealing	2
22	55-7344	NUT	2
23	66-7812	ADAPTER - high side	1
24	66-6610	FITTING - highside	1
25	66-7182	*CAP - fitting	1
26	66-8054	ADAPTER (lowside)	1
27	66-6607	FITTING - lowside	1
28	66-7183	*CAP - fitting	1



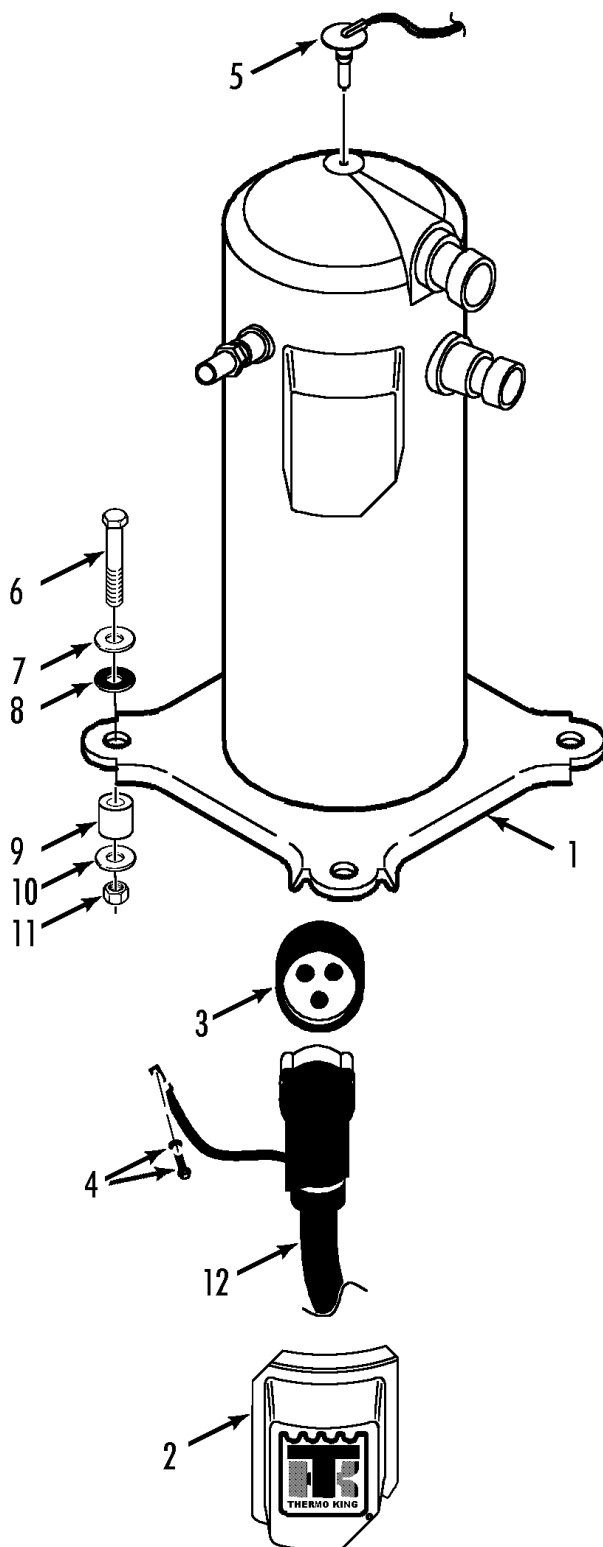
COMPRESSOR GROUP



146E1

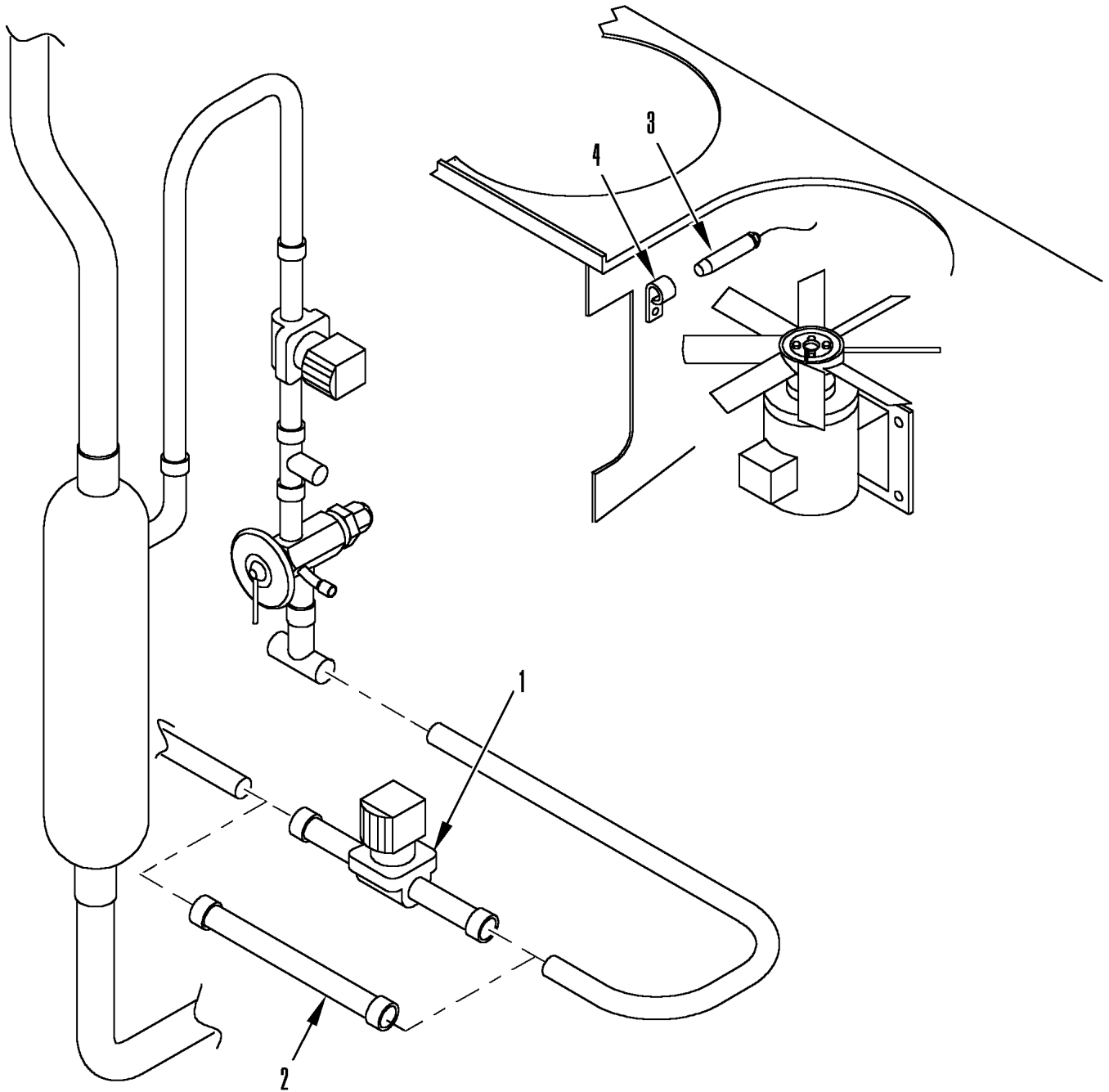
Revised
02/12/16

REF	PART NO.	DESCRIPTION	QTY
29	66-1916	VALVE - suction	1
30	33-727	O-RING	1
31	40-786	KIT - power cord	1
32	33-1015	O-RING	1



COMPRESSOR GROUP - HERMETIC**152A4**Revised
06/12/15

REF	PART NO.	DESCRIPTION	QTY
1	20-189	COMPRESSOR - scroll (hermetic)	1
	203-964	*OIL - compressor (1L)	1
2	91-9021	*COVER - terminal box	1
	40-779	*KIT - gasket & grease	1
3	33-2951	**GASKET - power connector	1
	33-2979	**SEALER - silicone grease pack	1
4	55-8994	**SCREW - ground	1
	55-8995	**WASHER - ground	1
5	40-776	KIT - thermistor	1
6	55-8911	SCREW - compressor	4
7	55-8912	FLATWASHER (13 mm)	4
8	55-9012	WASHER - vibration damper	4
	99-1754	PAD (plastic)	4
9	55-9013	SPACER	4
10	55-7360	FLATWASHER (12 mm)	4
11	55-8992	NUT	4
12	40-786	KIT - power cord	1



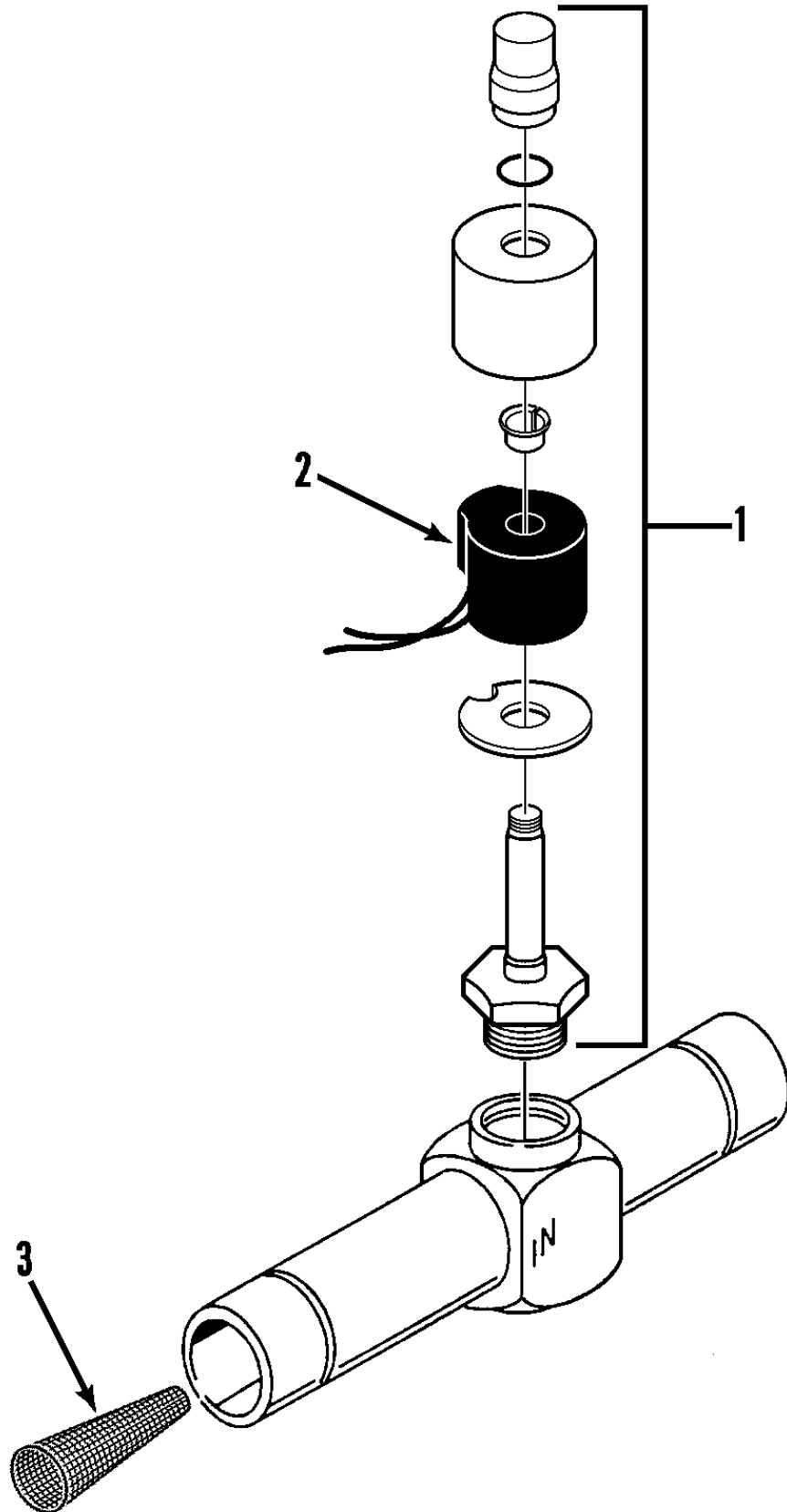
HUMIDITY CONTROL (OPTION 098033)



147G12

Revised
10/20/14

REF	PART NO.	DESCRIPTION	QTY
1	66-9032	VALVE - solenoid (humidity control)	1
	60-323	*KIT - repair	1
	41-5460	*COIL - liquid line valve (w/ connector)	1
	41-5460	**COIL	1
2	66-9159	TUBE (replaces valve)	1
3	41-9220	SENSOR - humidity	1
	41-2838	HARNESS - sensor	1
4	55-1203	CLAMP - sensor	2
	55-8991	SPACER - clamp	2
	55-9173	SCREW - clamp	2



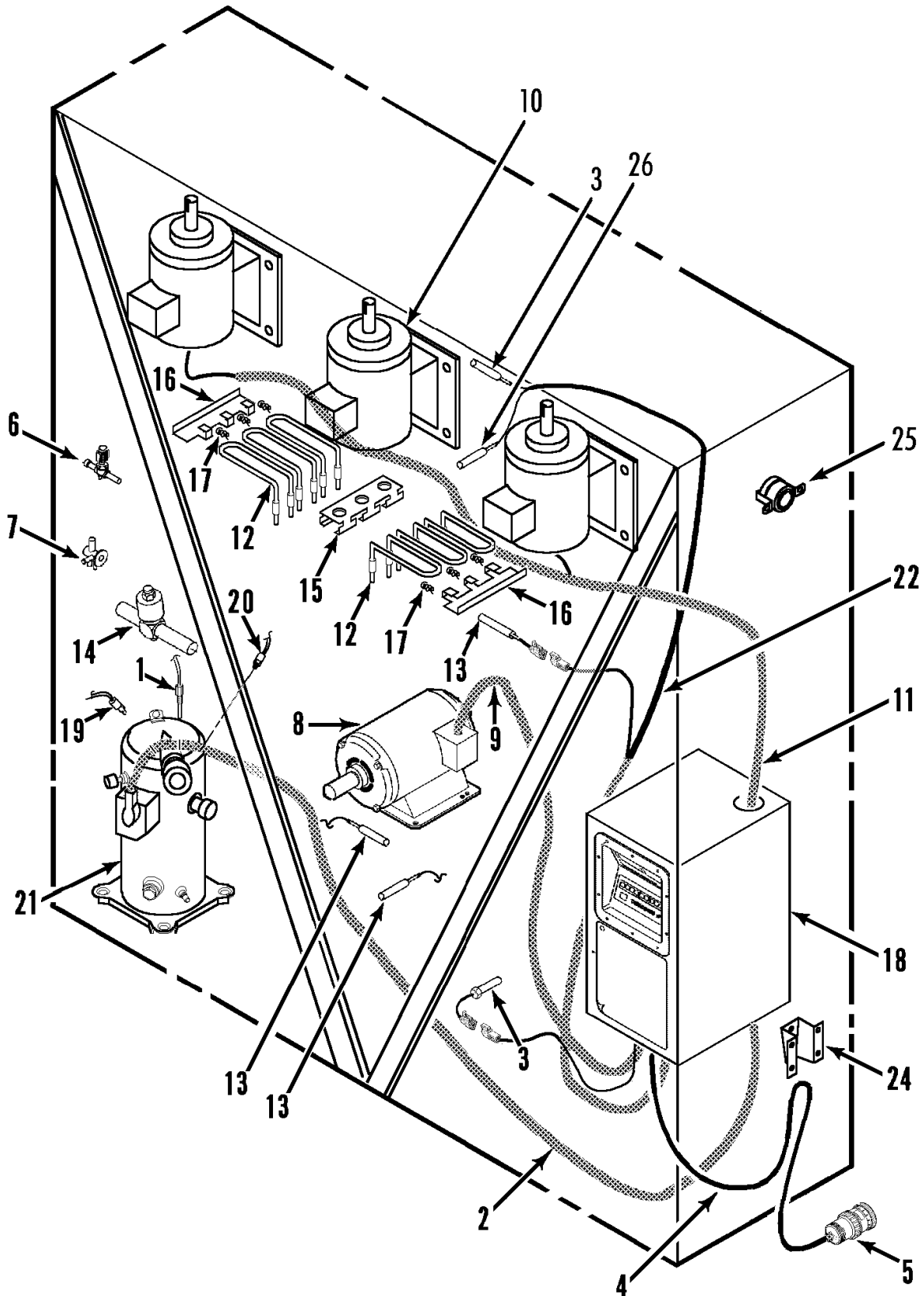
MODULATION VALVE ASSEMBLY



123A8

Revised
06/03/08

REF	PART NO.	DESCRIPTION	QTY
	66-7981	VALVE - modulation	1
1	60-203	*KIT - repair	1
2	44-5175	**COIL	1
3	66-7791	*SCREEN - inlet strainer (1.375 dia tube)	1
	66-7790	*SCREEN - inlet strainer (1.125 dia tube)	1



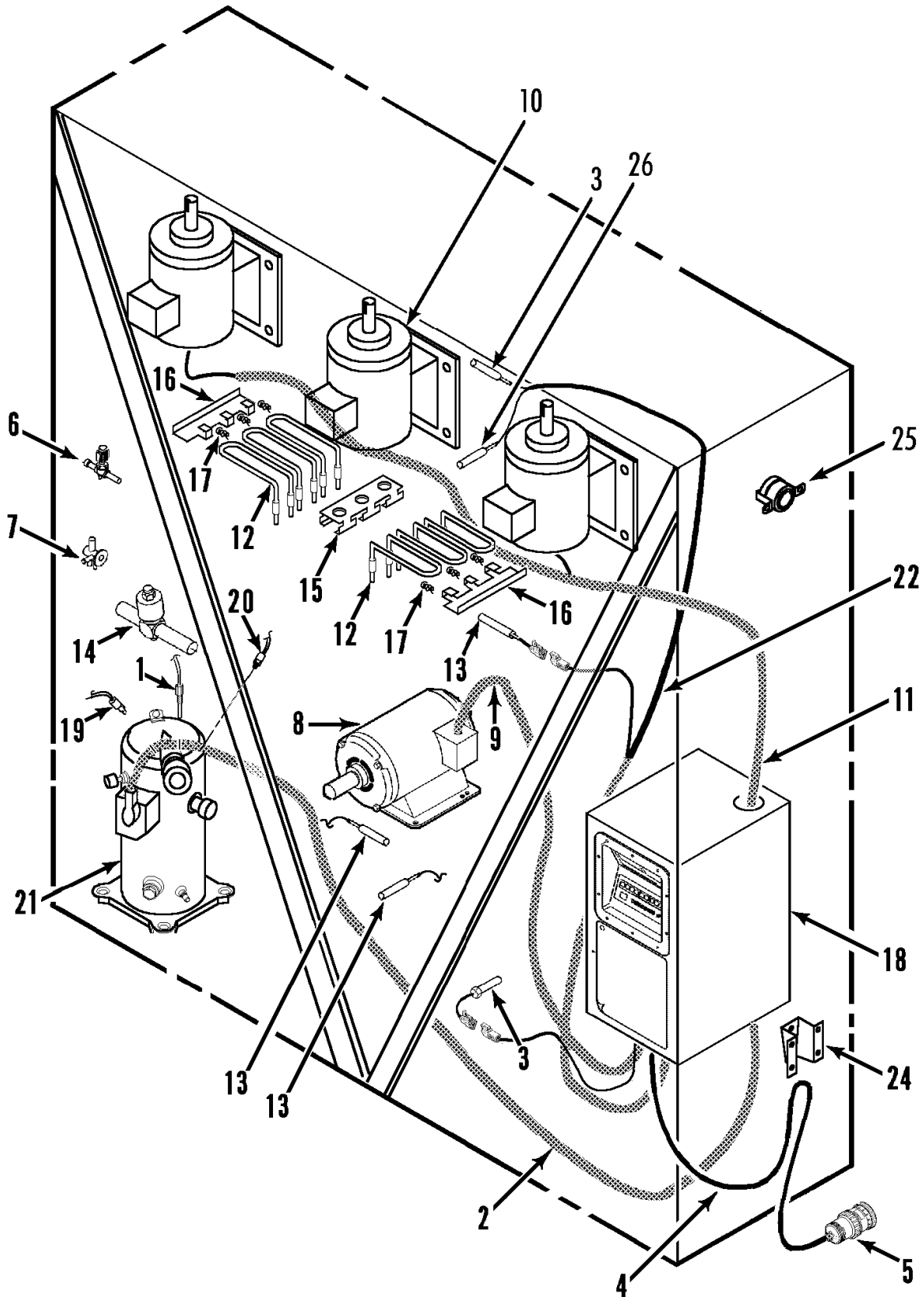
ELECTRICAL COMPONENTS (UNITS w/ 3 EVAP FANS)



147A14

Revised
01/16/15

REF	PART NO.	DESCRIPTION	QTY
1	41-2447	SENSOR - head temperature	1
2	40-786	KIT - power cord	1
3	40-974	KIT - sensor	3
4	41-2503	CABLE - power (11-4 cable)	1
	45-1320	CABLE - power (10-4 cable)	1
5	41-1976	PLUG - power (Minnekes)	1
	44-4051	PLUG - power (MIPCO)	1
	41-2820	PLUG - power (ESL)	1
	44-9891	TERMINAL - pin (cable end)	3
	44-6310	TERMINAL - pin (plug end)	4
6	60-327	VALVE - solenoid (liquid injection)	1
	41-767	*COIL	1
7	60-328	VALVE - solenoid	1
	41-767	*COIL	1
8	104-753	MOTOR - condenser fan (see 147B4)	1
9	41-3116	HARNESS - condenser	1
10	104-691	MOTOR - evaporator	3
	77-1498	*BEARING - shaft end	1
	77-1401	*BEARING - opposite end	1
11	41-3112	HARNESS - evaporator & heaters	1
12	45-1791	HEATER - evaporator	6
13	40-975	KIT - sensor	2
	91-2197	BRACKET - sensor	2
14	66-7865	VALVE - modulation (see 123A8)	1
15	91-8142	BRACKET - heater (CSR 40)	1
	91-8634	BRACKET - heater (CSR 40 SL)	1
16	91-8467	BRACKET - heater (CSR 40)	2
	91-8629	BRACKET - heater (CSR 40 SL)	1
17	91-8140	SPRING - heater	6
18	NSS	BOX - control (see 147B6)	1
19	41-530	SWITCH - hpco (red bandwrap)	1
20	41-4523	SWITCH - hpco (blue bandwrap)	1
21	102-796	COMPRESSOR - scroll (see 146E1)	1



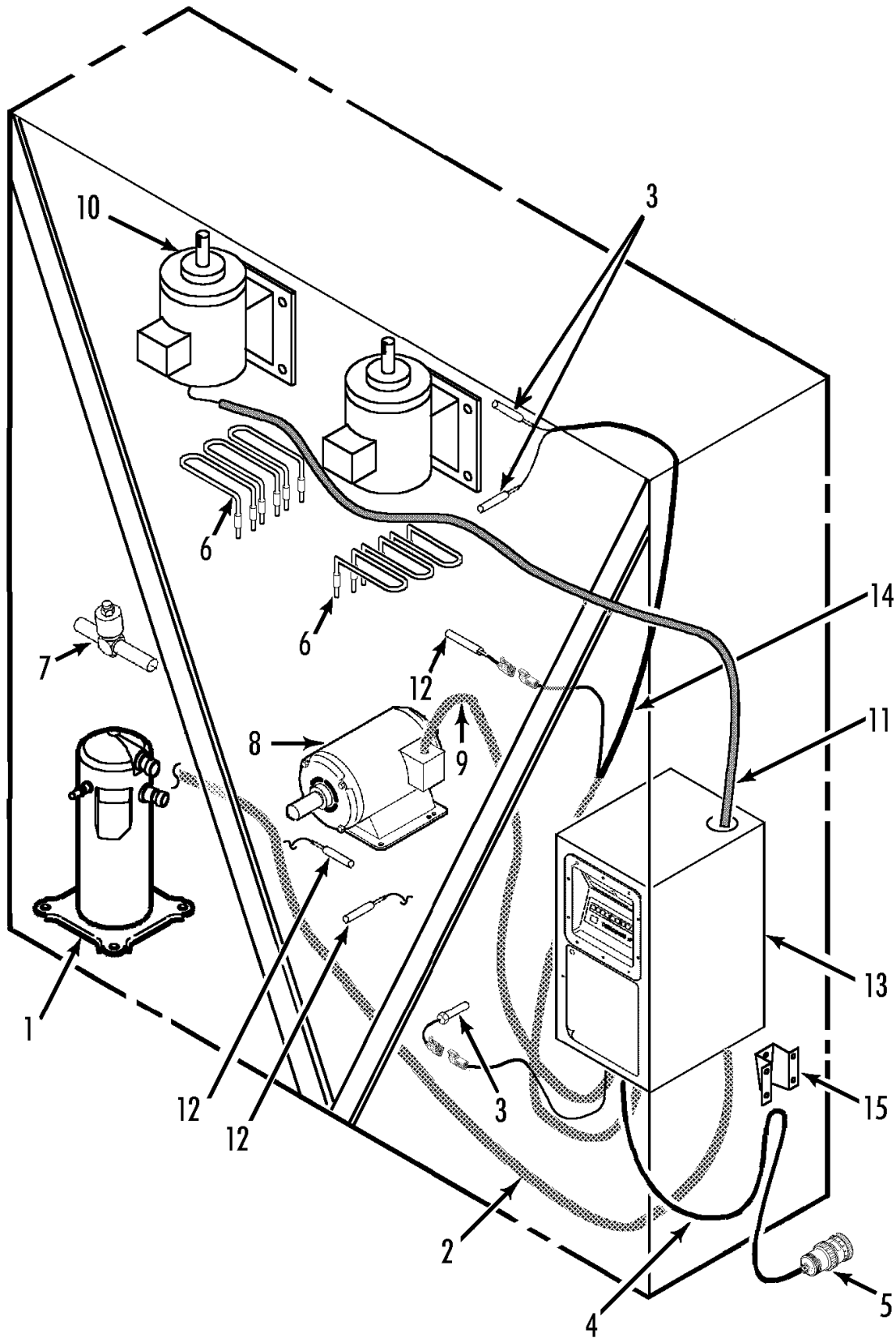
ELECTRICAL COMPONENTS (UNITS w/ 3 EVAP FANS)

Revised
01/16/15



147A14

REF	PART NO.	DESCRIPTION	QTY
	20-189	COMPRESSOR - scroll (hermetic, see 152A4)	1
22	41-2517	HARNESS - main (see 146D9)	1
23	66-9032	VALVE - solenoid (dehumidity, optional, see 146E5)	1
	60-531	KIT - repair	1
24	91-6988	BRACKET - cable restraint	1
25	41-3401	THERMOSTAT	1
	55-9166	SCREW - thermostat	2
26	40-791	SENSOR - defrost	1



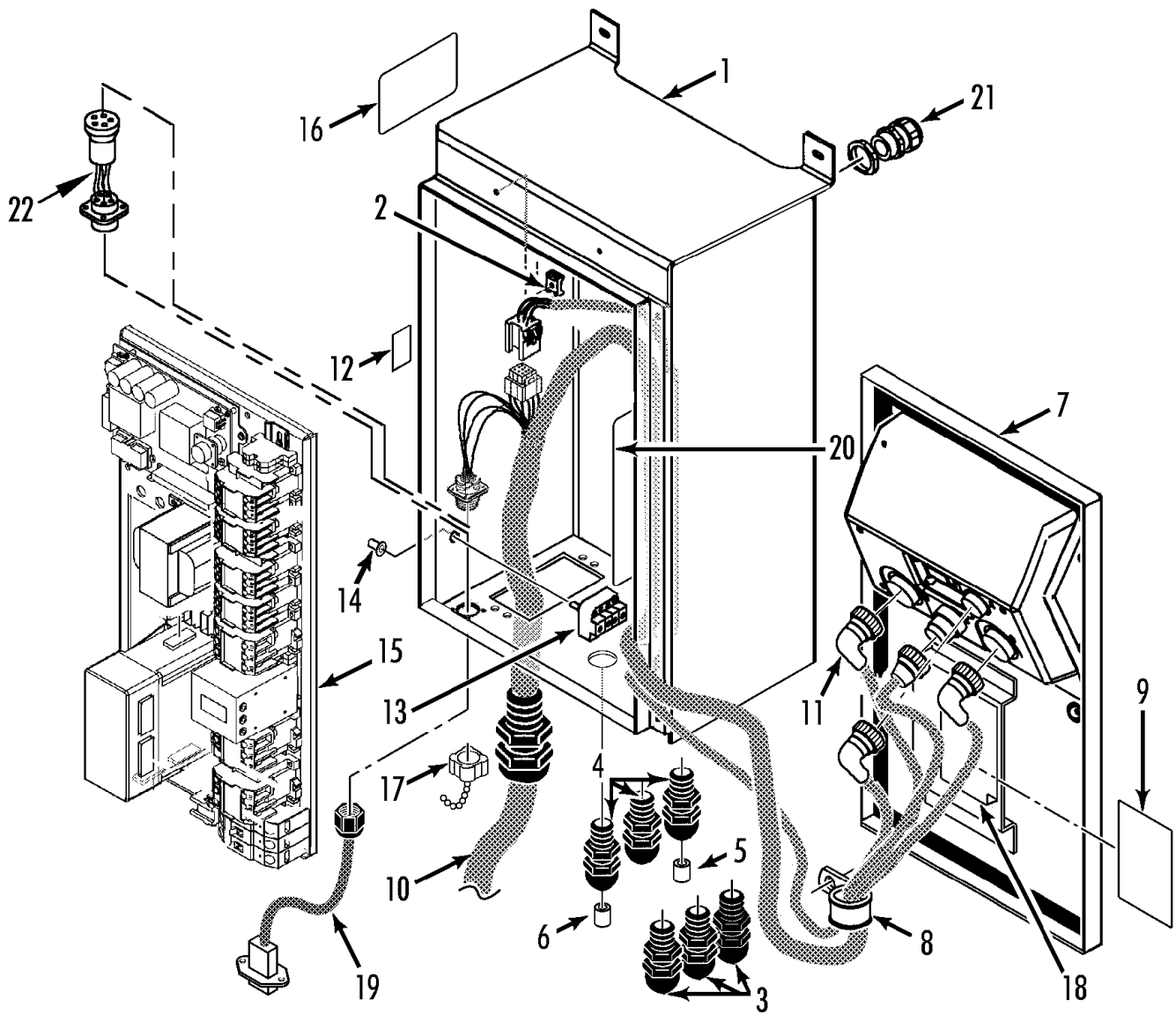
ELECTRICAL COMPONENTS (UNITS w/ 2 EVAP FANS)



152F8

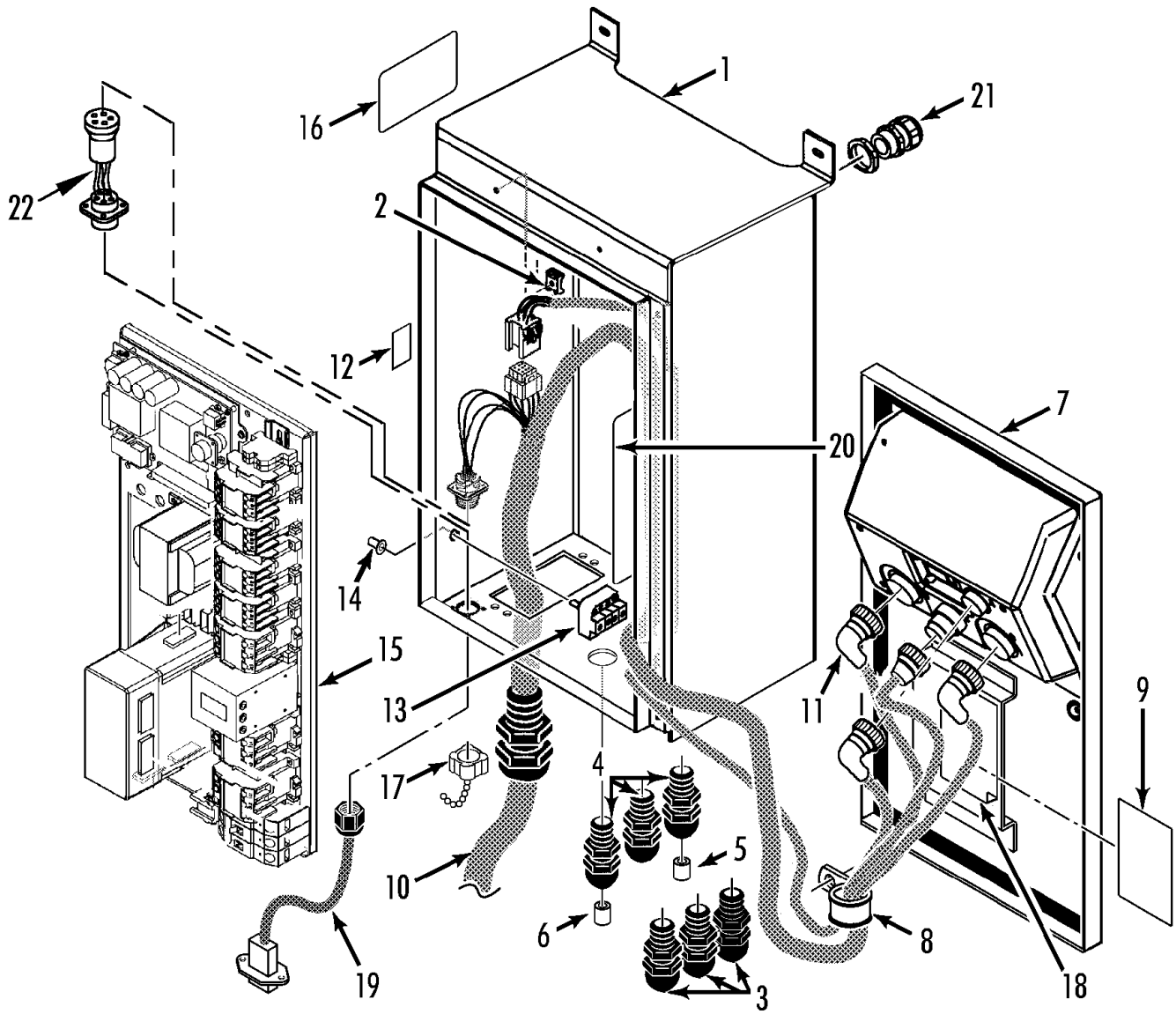
Revised
01/16/15

REF	PART NO.	DESCRIPTION	QTY
1	20-189	COMPRESSOR - scroll (hermetic, see 152A4)	1
2	40-786	KIT - power cord	1
3	40-974	KIT - sensor	3
4	41-2503	CABLE - power (11-4 cable)	1
5	41-1976	PLUG - power (Minnekes)	1
	44-9890	TERMINAL - pin (cable end)	3
	44-6310	TERMINAL - pin (plug end)	4
6	45-1791	HEATER - evaporator (see 152F11)	6
7	66-7865	VALVE - modulation (see 123A8)	1
8	104-753	MOTOR - condenser fan (see 147B4)	1
9	41-3116	HARNESS - condenser	1
10	104-691	MOTOR - evaporator	2
	77-1498	*BEARING - shaft end	1
	77-1401	*BEARING - opposite end	1
11	41-3115	HARNESS - heaters (see 152F11)	1
12	40-975	KIT - sensor	2
	91-2197	BRACKET - sensor	2
13	NSS	BOX - control (see 147B6)	1
14	41-2517	HARNESS - main (see 146D9)	1
15	91-6988	BRACKET - cable restraint	1





REF	PART NO.	DESCRIPTION	QTY
1	98-5443	BOX - control	1
	55-6994	SCREW - box	4
	55-7075	FLATWASHER	4
	55-8877	WASHER (nylon)	4
2	99-6093	MOUNT - cable	5
	55-2330	BANDWRAP	5
	55-7862	SCREW - mount	5
	55-7368	FLATWASHER	5
	55-7665	NUT	5
3	55-5257	CONNECTOR - harness	3
4	55-5900	CONNECTOR - harness	3
5	33-1435	GROMMET - connector	2
6	33-2753	GROMMET - connector (0.25 id)	1
7	NSS	COVER - control box (see 146F6)	1
8	55-6147	CLAMP - harness	1
9	91-8988	PLACARD - wiring	1
	91-8989	PLACARD - schematic	1
	91-8990	NAMEPLATE - schematic	3
10	41-2517	HARNESS - main (see 146D9)	1
11	41-2518	HARNESS - sensor (see 146D9)	1
12	91-8693	NAMEPLATE - on/off	1
13	41-2170	HARNESS - switch	1
	44-6560	*SWITCH - on/off	1
14	44-739	BOOT - switch	1
15	NSS	TRAY - high voltage (see 146F5 or 149B1)	1
16	91-8553	NAMEPLATE - controller setup	1
17	41-2406	CAP - dust	1
	99-3685	CHAIN - cap	1
18	91-8990	NAMEPLATE - schematic	1
19	204-918	HARNESS - communication (Deutsch connector)	1
	204-974	HARNESS - communication (bayonet connector)	1
	204-975	HARNESS - communication (threaded connector)	1
20	91-8589	NAMEPLATE - Control Box Layout	1



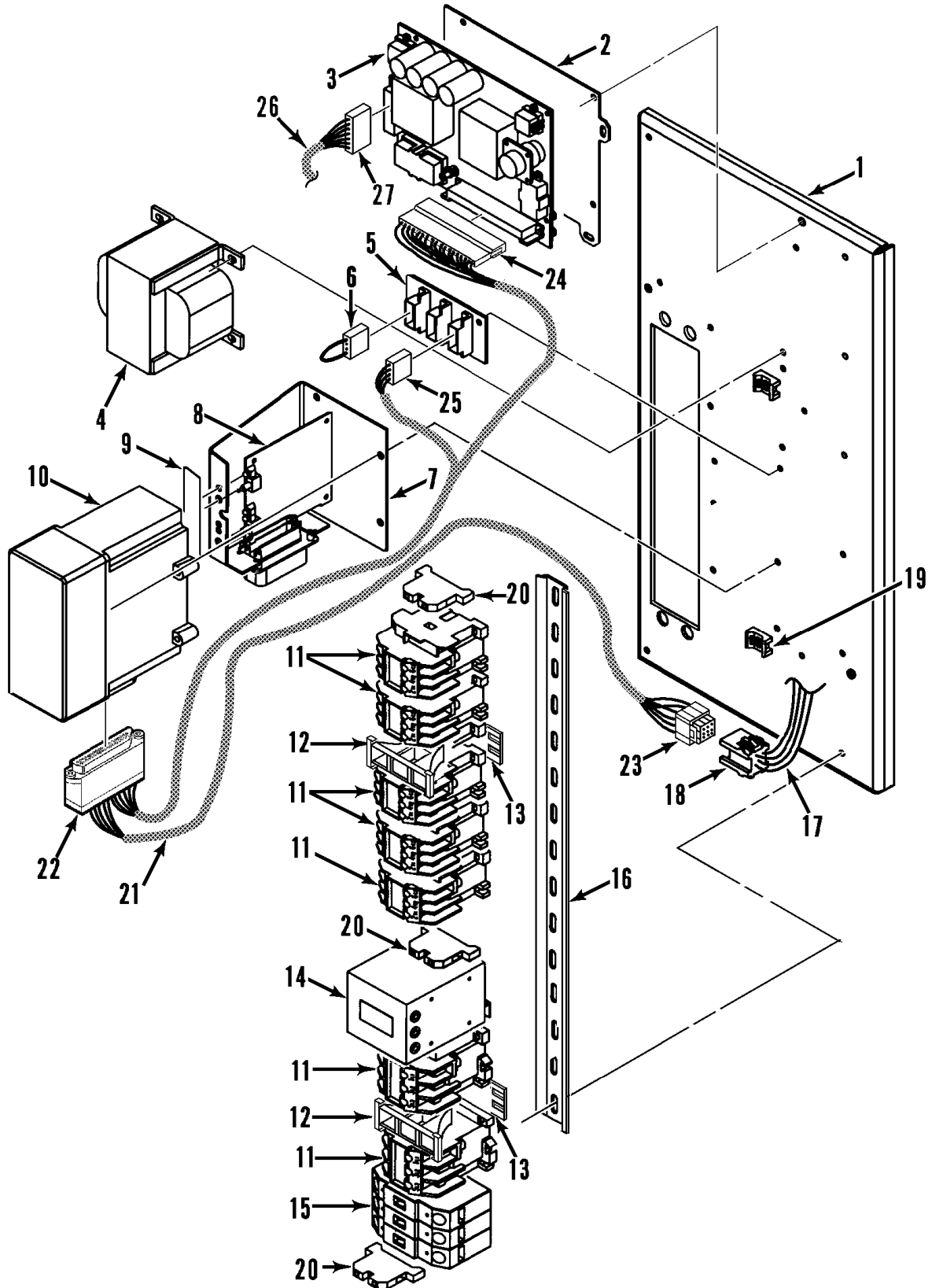
Revised
12/11/08

CONTROL BOX



147B6

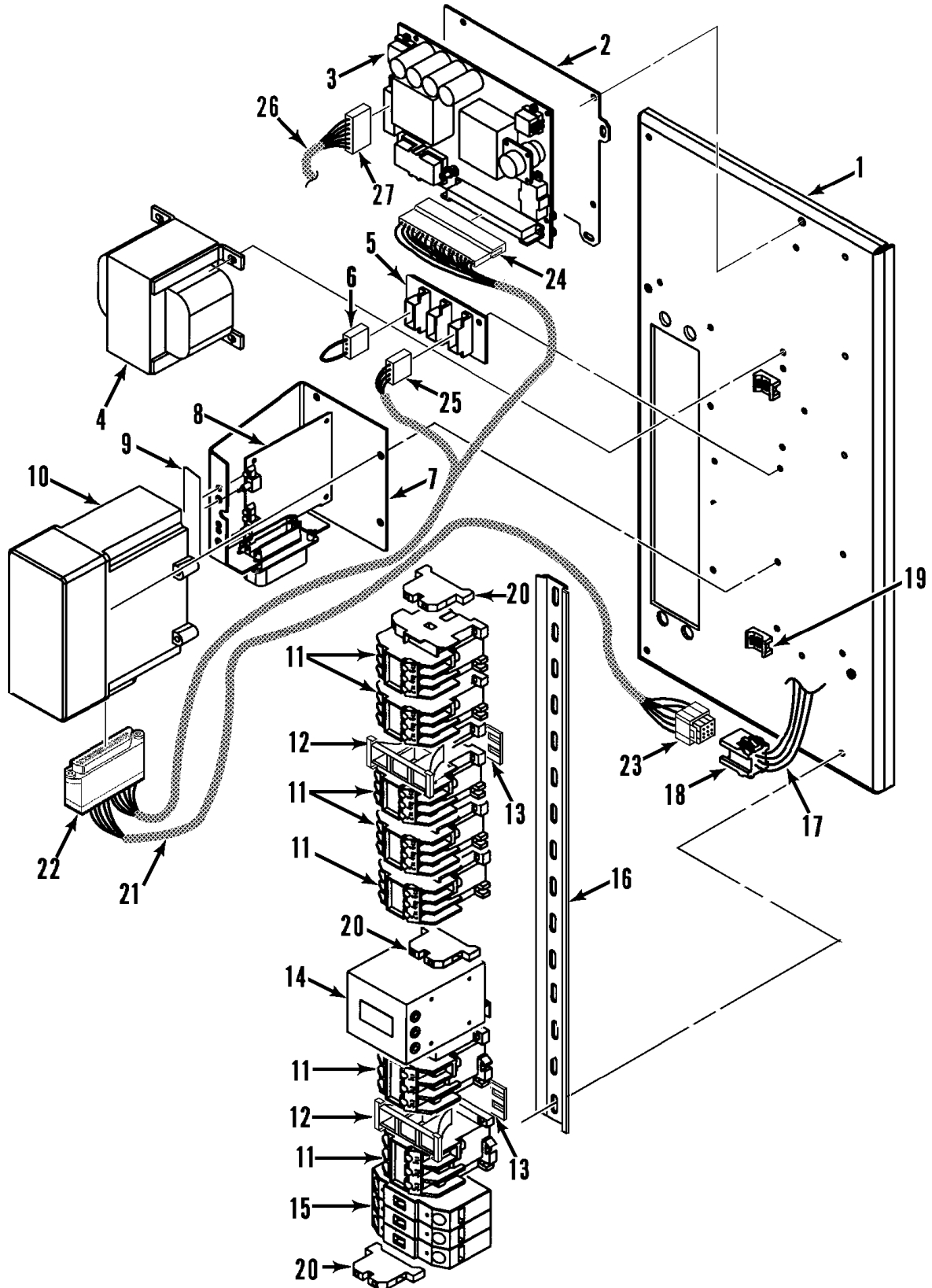
REF	PART NO.	DESCRIPTION	QTY
21	55-8907	CONNECTOR - harness	1
	55-8908	LOCKNUT	1
	33-3838	GROMMET	1
22	41-2575	HARNESS - adapter (cannon bayonet connector)	1
	41-2576	HARNESS - adapter (cannon threaded connector)	1



HIGH VOLTAGE TRAY

**146F5**Revised
01/21/08

REF	PART NO.	DESCRIPTION	QTY
1	91-8662	PANEL - high voltage	1
2	91-8147	BRACKET - power module	1
	55-7862	SCREW - bracket	3
	55-7369	LOCKWASHER	4
3	45-1806	MODULE - power (CRR units, see 145F1)	1
4	41-2129	TRANSFORMER	1
	55-7369	LOCKWASHER	4
	55-7698	NUT	5
5	41-2208	TAP - thermo bus	1
6	41-2209	TERMINATOR	1
7	91-8661	BRACKET - emergency bypass	1
8	41-2210	PC BOARD - emergency bypass	1
	99-7849	STRIP - gasket (25 ft)	A/R
	55-8723	SCREW - bracket	4
9	91-8538	NAMEPLATE - emergency bypass	1
10	45-1853	MODULE - mP-D output	1
11	41-2446	CONTACTOR	7
12	44-8813	INTERLOCK	2
13	41-2520	SPACER - contactor	2
14	41-2701	MODULE - current sense (w/ filter)	1
	41-2401	MODULE - current sense	1
15	41-2521	BREAKER - circuit	1
16	91-8204	RAIL - din	1
	55-7862	SCREW - rail	6
	55-7369	LOCKWASHER	6
	55-7697	FLATWASHER	6
17	41-2690	HARNESS - contactor	1
18	41-2319	*CONNECTOR - receptacle (12-pin)	1
19	99-6093	MOUNT - cable tie	2
	55-2864	RIVET - mount	2
	55-2332	BANDWRAP	18
20	91-8737	BLOCK - grounding	4
21	41-2689	HARNESS - output module	1



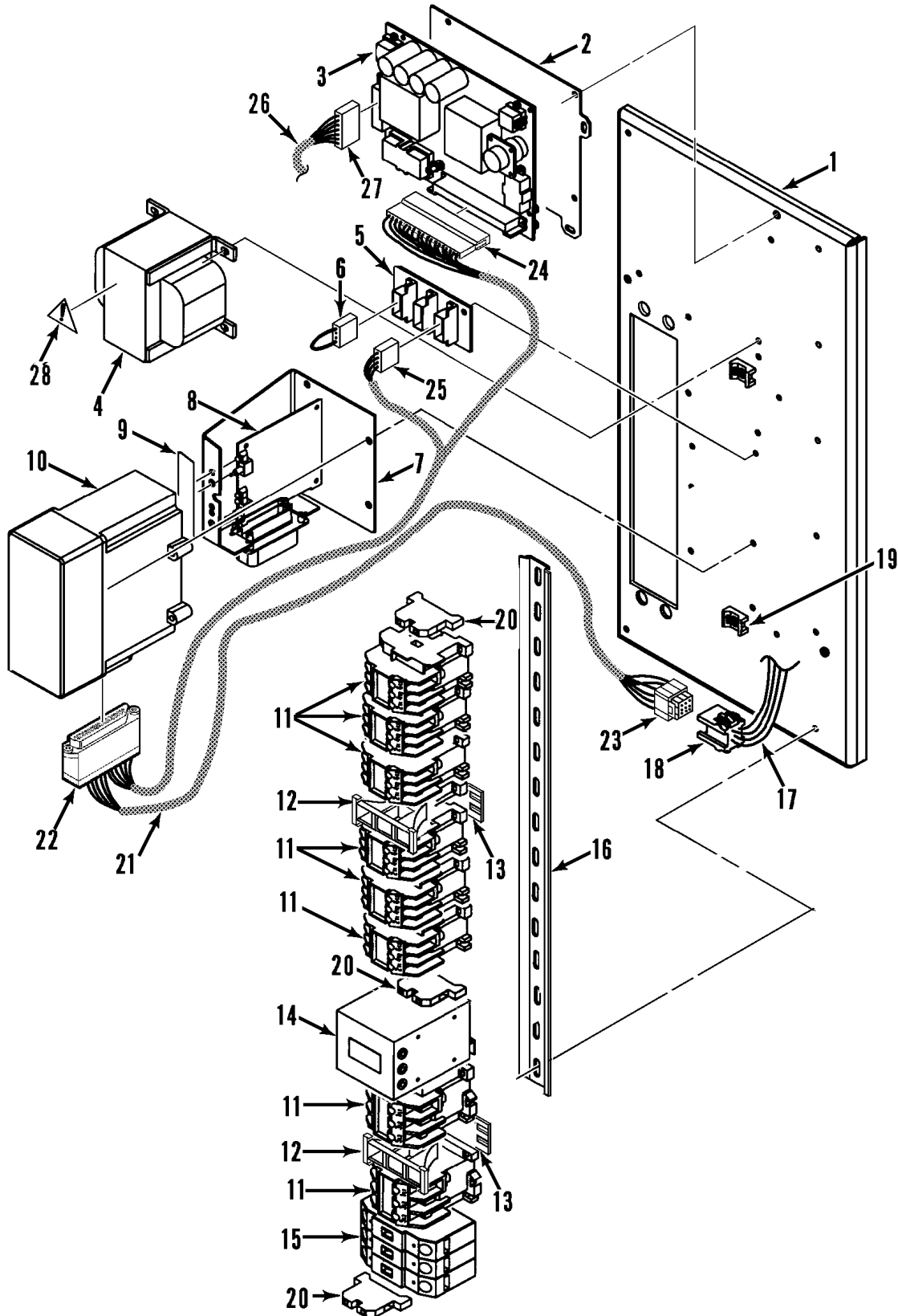
HIGH VOLTAGE TRAY



146F5

Revised
01/21/08

REF	PART NO.	DESCRIPTION	QTY
22	41-2407	*PLUG (35-pin)	1
23	41-2493	*PLUG (12 socket)	1
24	41-2492	*CONNECTOR - receptacle (16-pin)	1
25	41-2249	*PLUG (3 socket)	1
26	41-2522	HARNESS - power module	1
27	41-2495	*CONNECTOR - plug (6 socket)	1
	41-2494	*CONNECTOR - receptacle (6-pin)	1



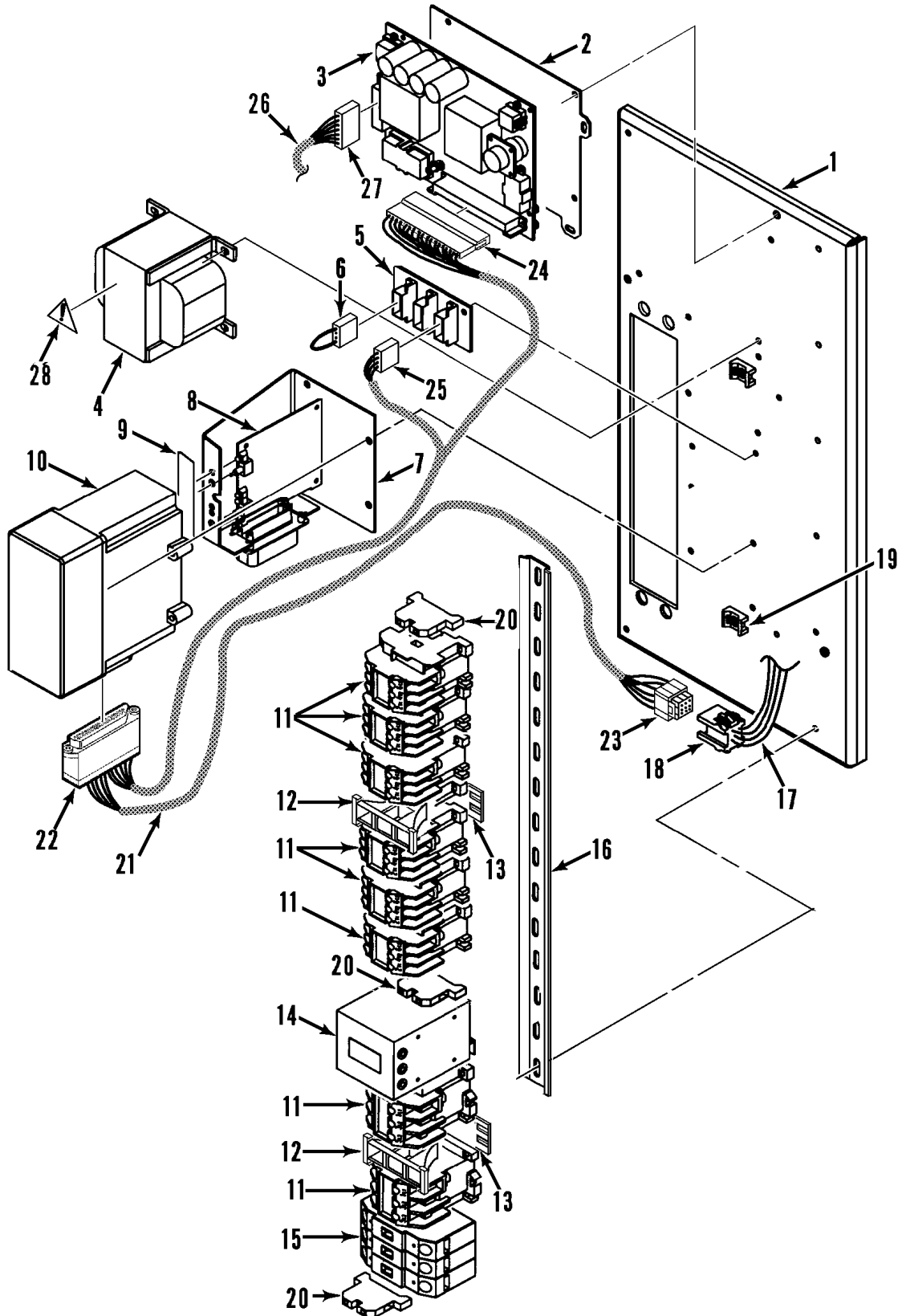
HIGH VOLTAGE TRAY - HUMIDITY (OPTION 098036)



149B1

Revised
01/21/08

REF	PART NO.	DESCRIPTION	QTY
1	91-8662	PANEL - high voltage	1
2	91-8147	BRACKET - power module	1
	55-7862	SCREW - bracket	3
	55-7369	LOCKWASHER	4
	55-7031	LOCKWASHER (internal tooth)	1
3	45-1806	MODULE - power (see 145F1)	1
	55-9195	SCREW - module	5
	55-8987	LOCKWASHER (internal tooth)	5
	55-8410	FLATWASHER	5
	91-8415	NAMEPLATE - fuses	1
4	41-2129	TRANSFORMER	1
	55-7698	LOCKWASHER	4
	55-7031	FLATWASHER	3
5	41-2208	TAP - thermo bus	1
	55-7367	NUT	5
	55-7370	LOCKWASHER	7
6	41-2209	TERMINATOR	1
7	91-8661	BRACKET - emergency bypass	1
8	41-2210	PC BOARD - emergency bypass	1
	99-7849	STRIP - gasket (25 ft)	A/R
	55-8723	SCREW - bracket	4
9	91-8538	NAMEPLATE - emergency bypass	1
10	45-1853	MODULE - mP-D output	1
11	41-2446	CONTACTOR	8
12	44-8813	INTERLOCK	2
13	41-2520	SPACER - contactor	2
14	41-2401	MODULE - current sense	1
15	41-2521	BREAKER - circuit	1
16	91-8204	RAIL - din	1
	55-7862	SCREW - rail	6
	55-7369	LOCKWASHER	2
	55-7697	FLATWASHER	2
17	41-2690	HARNESS - contactor	1



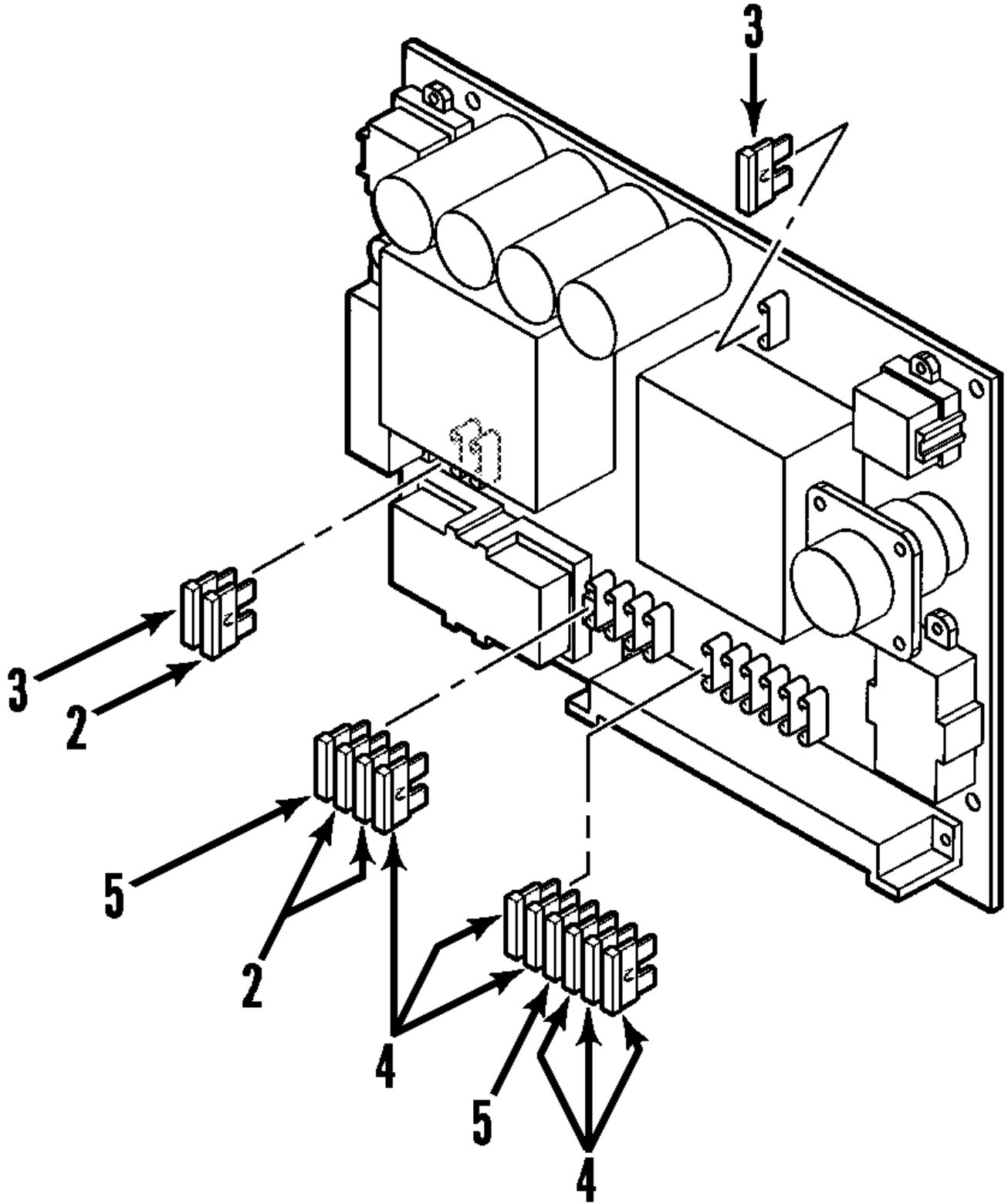
HIGH VOLTAGE TRAY - HUMIDITY (OPTION
098036)



149B1

Revised
01/21/08

REF	PART NO.	DESCRIPTION	QTY
18	41-2319	*CONNECTOR - receptacle (12-pin)	1
19	99-6093	MOUNT - cable tie	2
	55-2864	RIVET - mount	2
	55-2332	BANDWRAP	18
20	91-8737	BLOCK - grounding	4
21	41-2689	HARNESS - output module	1
22	41-2407	*PLUG (35-pin)	1
23	41-2493	*PLUG (12 socket)	1
24	41-2492	*CONNECTOR - receptacle (16-pin)	1
25	41-2249	*PLUG (3 socket)	1
26	41-2689	HARNESS - output module	1
27	41-2495	*CONNECTOR - plug (6 socket)	1
	41-2494	*CONNECTOR - receptacle (6-pin)	1
28	99-7834	NAMEPLATE - Caution	1



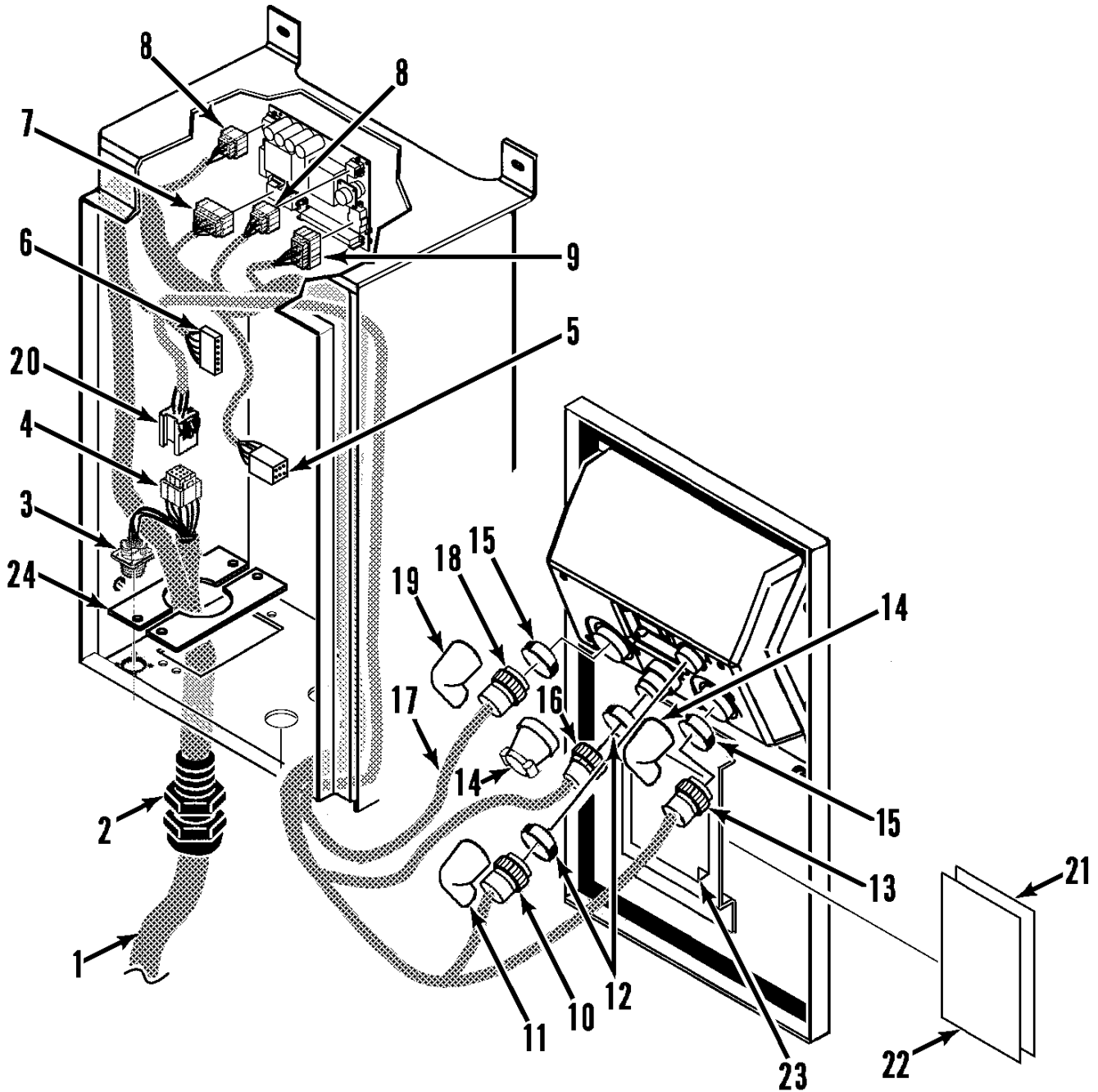
POWER MODULE CIRCUIT BOARD (CSR)



148C1

Revised
01/16/15

REF	PART NO.	DESCRIPTION	QTY
1	45-1806	MODULE - power	1
2	41-1932	FUSE (1A)	3
3	41-2543	FUSE (2A)	2
4	44-9524	FUSE (3A)	6
5	41-1292	FUSE (5A)	2



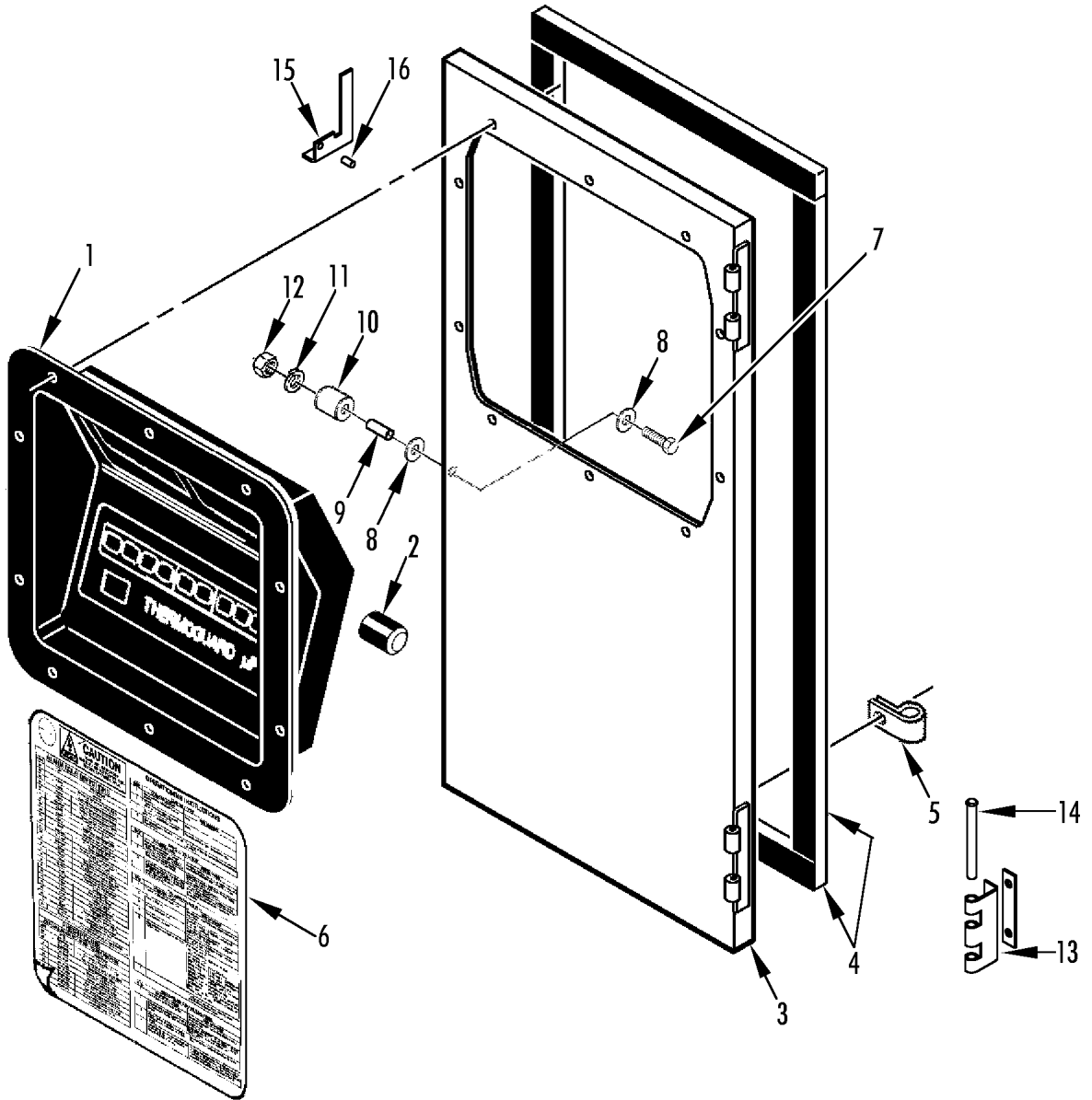
MAIN & SENSOR HARNESS



146D9

Revised
01/21/08

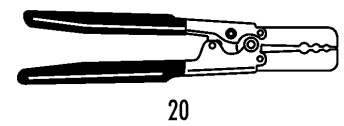

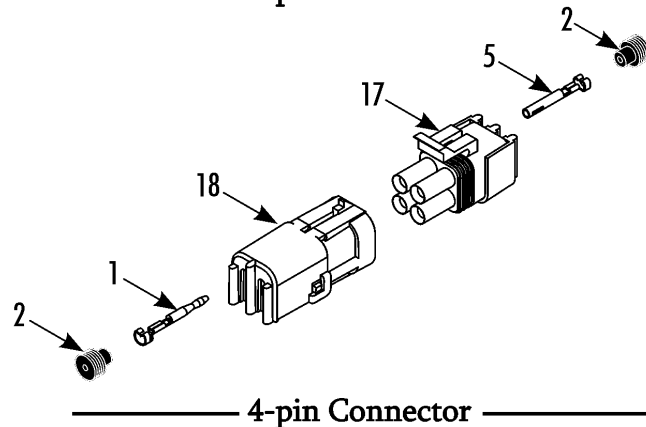
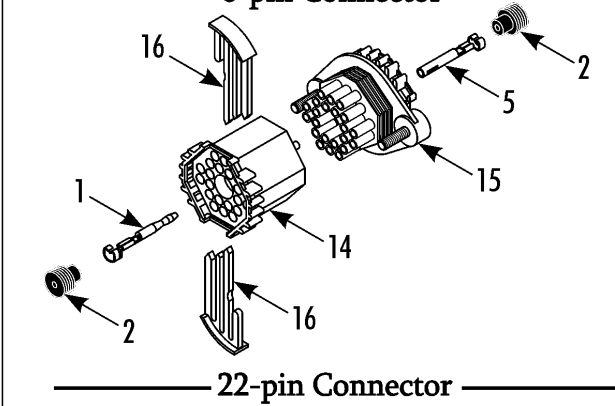
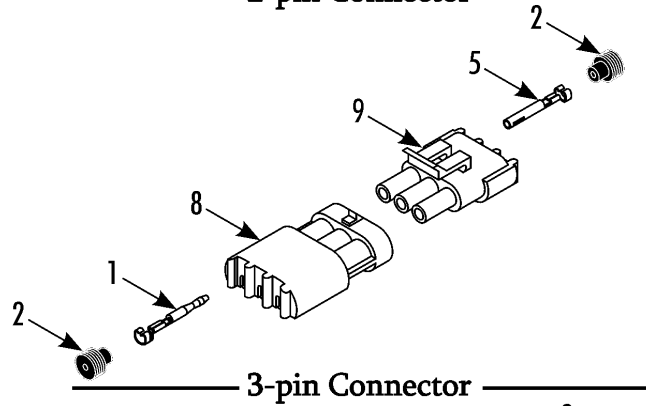
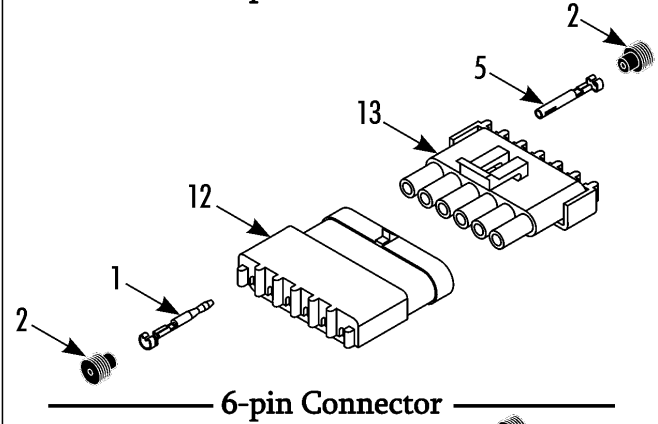
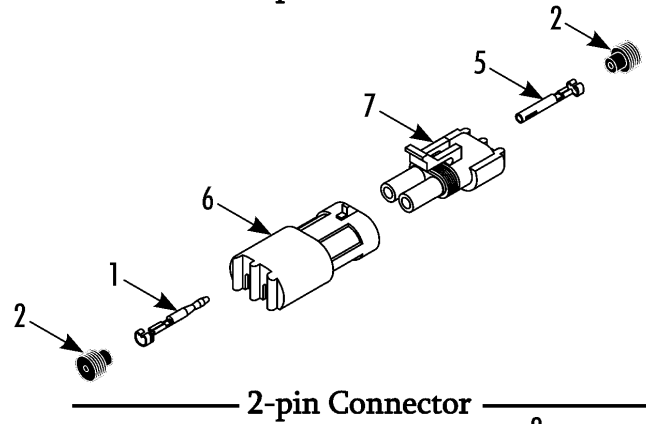
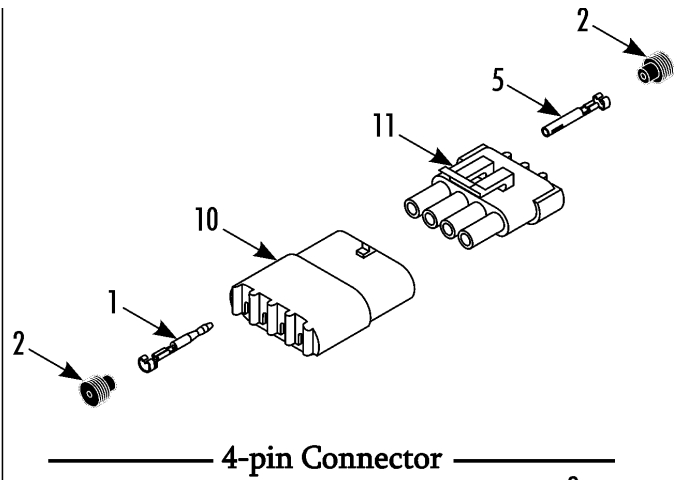
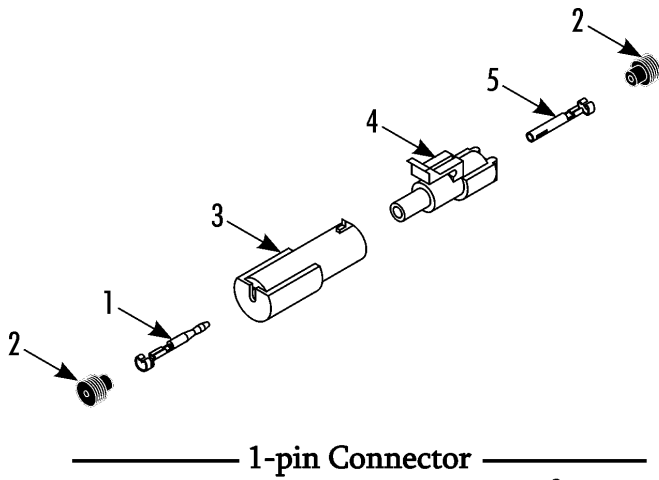
REF	PART NO.	DESCRIPTION	QTY
1	41-2517	HARNESS - main	1
2	55-8661	*CONNECTOR - harness	1
	55-8662	*NUT - connector	1
3	41-2405	*CONNECTOR - receptacle (data port, 5-pin)	1
4	41-2524	*RECEPTACLE - sensor harness (24-pin)	1
5	41-2247	*RECEPTACLE - current transformer (6-pin)	1
6	41-2249	*PLUG - thermo bus (3 socket)	1
7	41-1946	*RECEPTACLE - power module CN4 (36-pin)	1
8	41-2319	*CONNECTOR - receptacle (12-pin, power module CN1 & CN8)	1
9	41-2248	*RECEPTACLE - power module CN6 (18-pin)	1
10	41-743	*CONNECTOR (17-pin, A connector)	1
11	41-224	*STRAIN RELIEF - connector (14-pin)	1
	55-7617	*CLAMP (plastic)	1
12	41-747	*LOCKRING	2
13	41-744	*CONNECTOR (23-pin, B connector)	1
14	41-225	*STRAIN RELIEF - connector (19-pin)	2
	55-7618	*CLAMP (plastic)	2
15	41-748	*LOCKRING	2
16	41-745	*CONNECTOR (37-pin, D connector)	1
17	41-2518	HARNESS - sensor	1
18	41-2402	*CONNECTOR - plug (28-pin, C connector)	1
19	44-8779	*CLAMP - cable	1
20	41-2519	*CONNECTOR - plug (24 socket, main harness)	1
21	91-8991	PLACARD - wiring	1
22	91-8992	PLACARD - schematic	1
23	91-9761	NAMEPLATE - schematic	1
24	91-8660	PLATE - harness	2
	55-9030	RIVET - plate	4



CONTROL BOX DOOR

**146F6**Revised
01/21/08

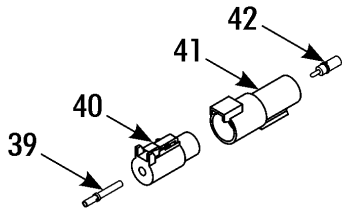
REF	PART NO.	DESCRIPTION	QTY
1	845-1949	CONTROLLER - mP-D	1
	92-179	*BEZEL - controller	1
	55-7748	SCREW - controller	10
2	203-439	*BATTERY - lithium	1
3	91-8716	DOOR - control box	1
4	33-2981	GASKET - door (340mm & 481mm)	A/R
5	55-6147	CLAMP - harness	1
	55-7034	NUT	1
	55-7370	LOCKWASHER	1
	55-7033	FLATWASHER	2
6	91-8738	NAMEPLATE - Operating Instructions	1
7	55-6994	SCREW - door latch	1
8	55-7075	FLATWASHER	2
9	99-8151	SPACER	1
10	99-8162	ROLLER - door latch	1
	203-392	SEALER - antiseize	A/R
11	55-7170	LOCKWASHER	1
12	55-7042	NUT	1
13	91-8658	HINGE - cover to box	2
	55-7748	SCREW - hinge	4
	55-7033	FLATWASHER	8
	55-7034	NUT	4
14	91-8256	PIN - hinge	2
15	91-8659	LATCH - door	1
	55-6994	SCREW - latch	1
	55-7075	FLATWASHER	2
	55-2363	LOCKWASHER	1
	55-7042	NUT	1
16	55-9029	SPACER - latch	1
	203-392	SEALER - antiseize	A/R



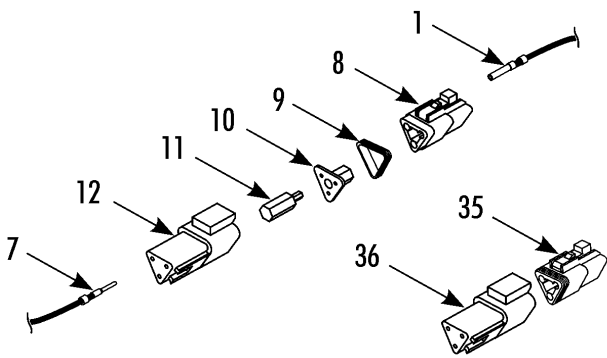
CONNECTORS - WEATHER PACK

**115D14**Revised
12/09/14

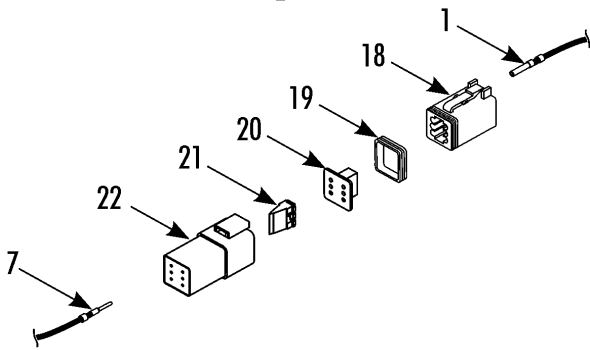
REF	PART NO.	DESCRIPTION	QTY
1	44-5836	TERMINAL - male (14-16 ga)	A/R
	44-5883	TERMINAL - male (18-20 ga)	A/R
	44-8851	TERMINAL - male (22 ga)	A/R
	41-7403	TERMINAL - male (12 ga)	A/R
2	44-8681	SEAL - cable (red, 18-20 ga)	A/R
	44-5885	SEAL - cable (green, 18-22 ga)	A/R
	44-5837	SEAL - cable (gray, 14-16 ga)	A/R
	44-6324	SEAL - cable (blue, 12-14 ga)	A/R
	44-7812	PLUG - cavity (green)	A/R
3	44-7330	CONNECTOR - shroud (1-pin)	1
4	44-7327	CONNECTOR - tower (1-pin)	1
5	44-5839	TERMINAL - female (14-16 ga)	A/R
	44-5884	TERMINAL - female (18-20 ga)	A/R
	44-8853	TERMINAL - female (22 ga)	A/R
	41-8207	TERMINAL - female (12 ga)	A/R
6	44-5835	CONNECTOR - shroud (black, 2-pin)	1
	41-8208	CONNECTOR - shroud (grey, 2-pin)	1
7	44-5838	CONNECTOR - tower (2-pin)	1
	41-8209	CONNECTOR - tower (grey, 2-pin)	1
8	44-9569	CONNECTOR - shroud (3-pin)	1
9	44-6959	CONNECTOR - tower (3-pin)	1
10	44-7880	CONNECTOR - shroud (4-pin)	1
11	44-7881	CONNECTOR - tower (4-pin)	1
12	44-8294	CONNECTOR - shroud (6-pin)	1
13	44-7872	CONNECTOR - tower (6-pin)	1
14	44-7884	CONNECTOR - shroud (22-pin)	1
15	44-7829	CONNECTOR - tower (22-pin)	1
16	44-7811	LOCK - secondary	2
17	41-1527	CONNECTOR - tower (4-pin)	1
18	41-1310	CONNECTOR - shroud (4-pin)	1
19	204-623	TOOL - pin removal	1
20	204-624	TOOL - terminal crimper	1
21	55-9704	CLIP - self-locking	A/R



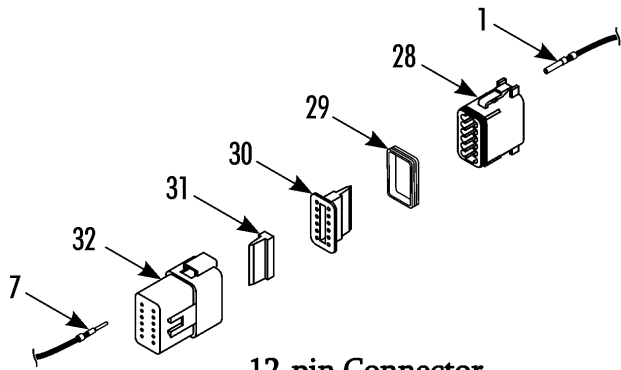
1-pin Connector



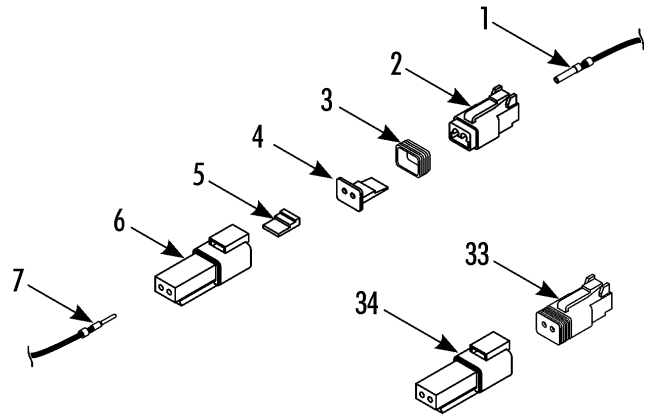
3-pin Connector



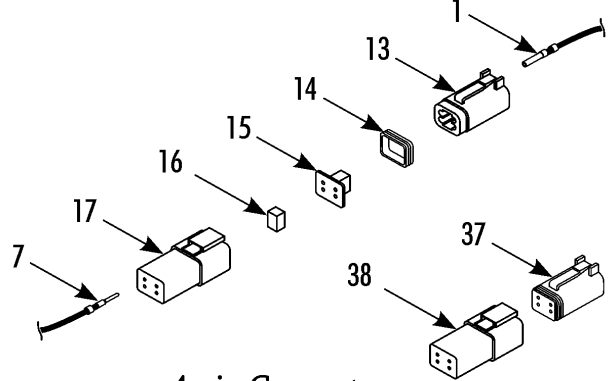
6-pin Connector



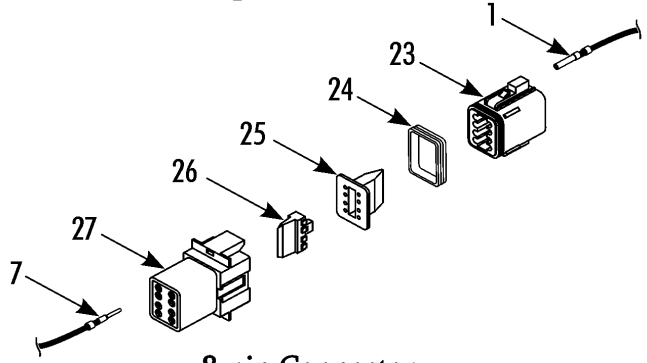
12-pin Connector



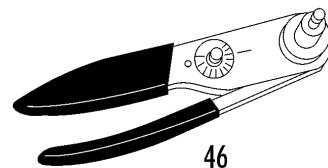
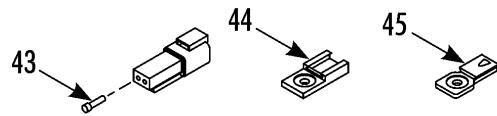
2-pin Connector



4-pin Connector



8-pin Connector



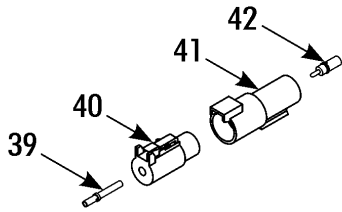
DEUTSCH IN-LINE CONNECTORS



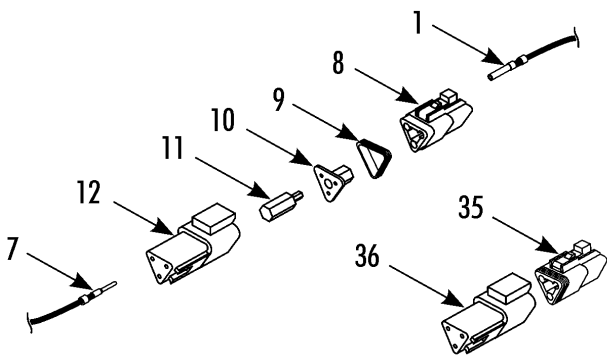
112D9

Revised
05/31/15

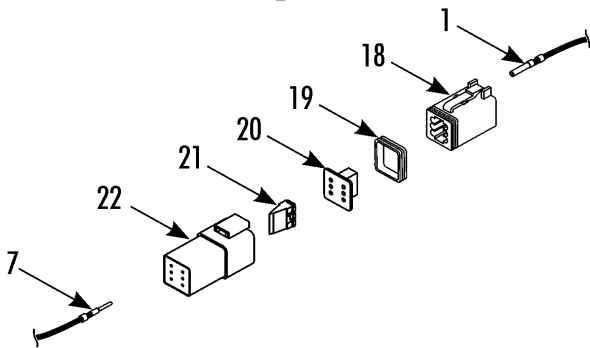
REF	PART NO.	DESCRIPTION	QTY
1	44-9700	TERMINAL - socket (w/ 6-in wire lead)	2
	44-9587	TERMINAL - socket (without wire)	2
2	44-9585	PLUG (2-pin, w/ seal)	1
3	33-2392	SEAL	1
4	44-9586	WEDGE	1
5	44-9590	WEDGE	1
6	44-9589	RECEPTACLE (2-pin)	1
7	44-9701	TERMINAL - pin (w/ 6-in wire lead)	2
	44-9591	PIN - terminal (w/o wire)	2
8	44-9631	CONNECTOR (3-pin, w/ seal)	1
9	33-2393	SEAL	1
10	44-9536	WEDGE	1
11	44-9545	WEDGE	1
12	44-9544	RECEPTACLE (3-pin)	1
13	44-8935	PLUG (4-pin, w/ seal)	1
14	33-2394	SEAL	1
15	44-8936	WEDGE	1
16	44-8918	WEDGE	1
17	44-8915	RECEPTACLE (4-pin)	1
18	44-8920	CONNECTOR (6-pin, w/ seal)	1
19	33-2395	SEAL	1
20	44-8921	WEDGE	1
21	44-8917	WEDGE	1
22	44-8914	CONNECTOR (6-pin)	1
23	44-9903	PLUG (8-pin, w/ seal)	1
24	33-2396	SEAL	1
25	44-9902	WEDGE	1
26	44-9901	WEDGE	1
27	44-9900	RECEPTACLE (8-pin)	1
28	44-9600	PLUG (12-pin, w/ seal)	1
29	33-2397	SEAL	1
30	44-9601	WEDGE	1
31	44-9905	WEDGE	1



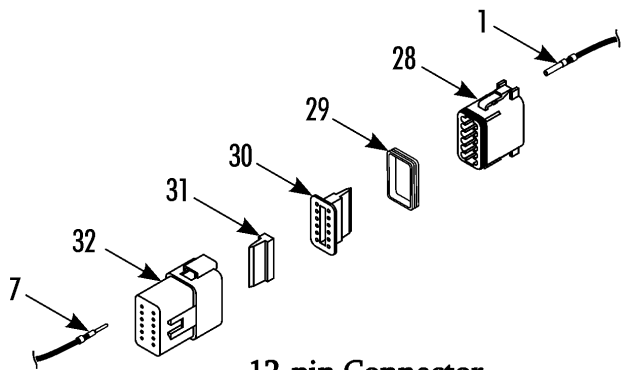
1-pin Connector



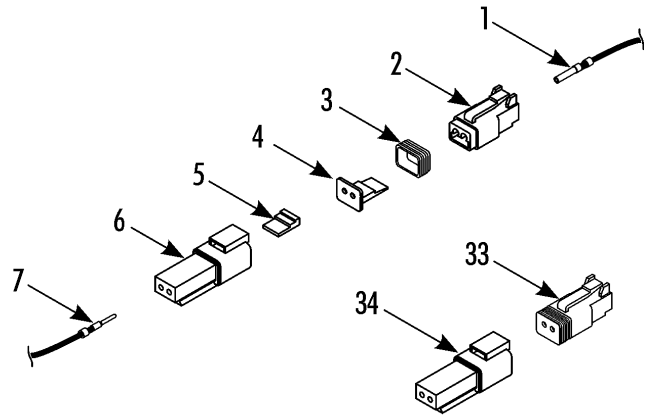
3-pin Connector



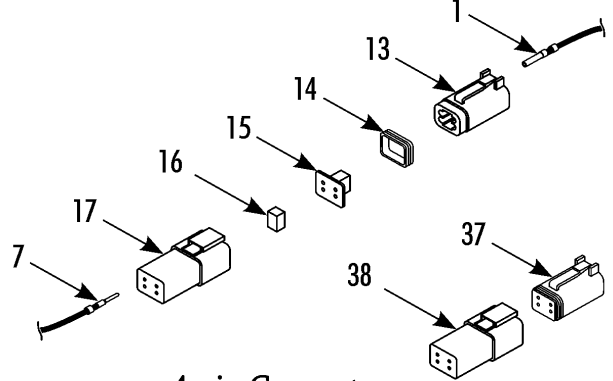
6-pin Connector



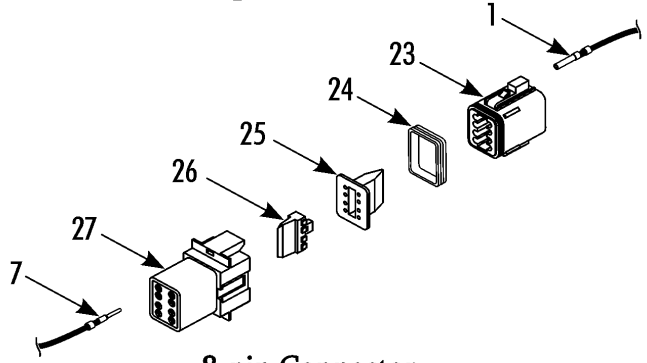
12-pin Connector



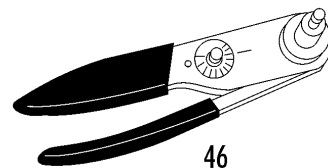
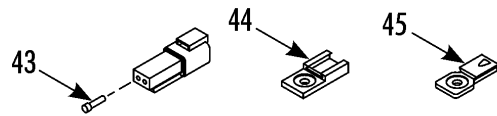
2-pin Connector



4-pin Connector



8-pin Connector



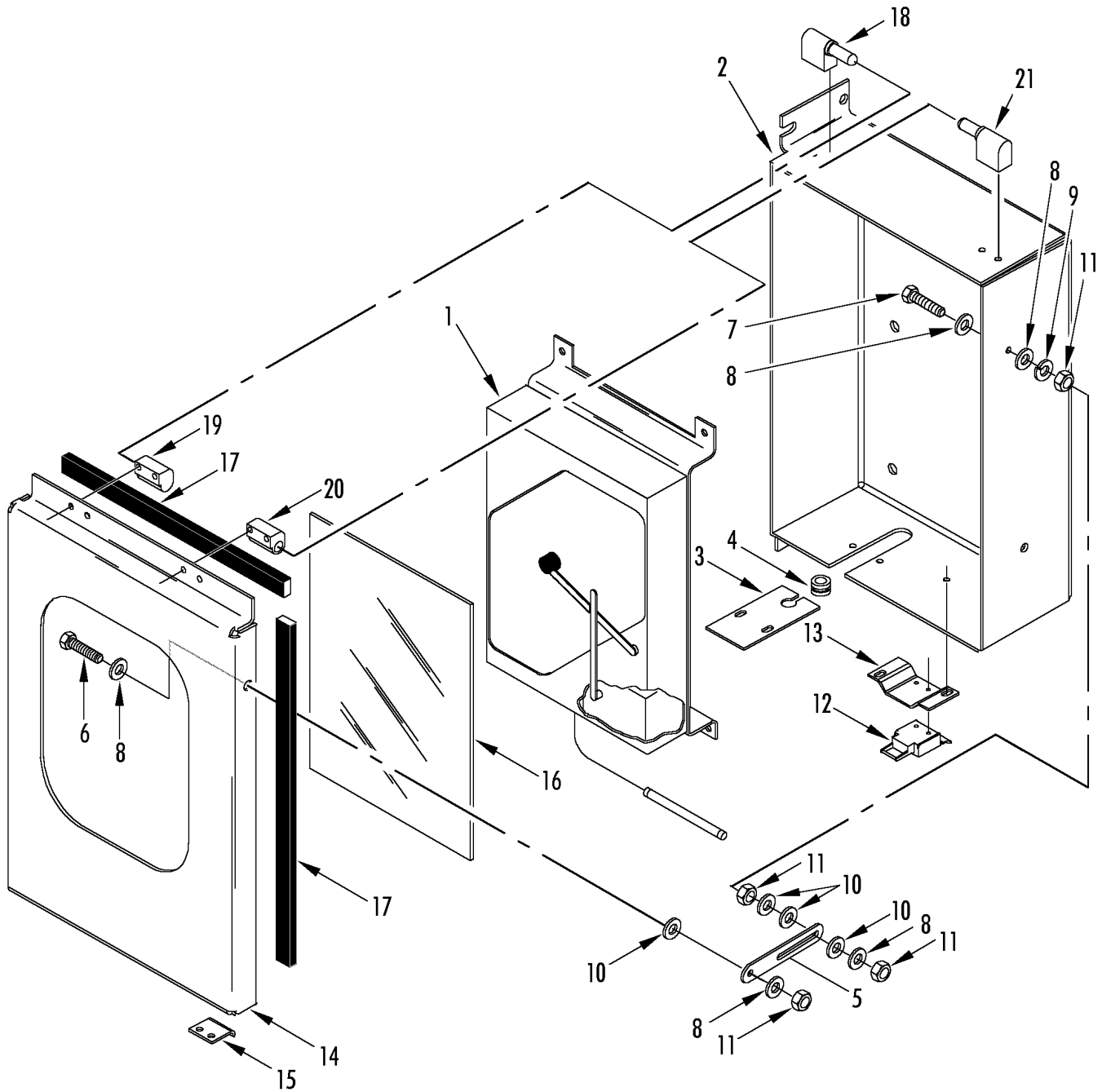
DEUTSCH IN-LINE CONNECTORS



112D9

Revised
05/31/15

REF	PART NO.	DESCRIPTION	QTY
32	44-9904	RECEPTACLE (12-pin)	1
33	41-2323	PLUG - assembly (w/ 6-in wires)	1
34	41-2322	RECEPTACLE - assembly (w/ 6-in wires)	1
35	41-2325	PLUG - assembly (w/ 6-in wires)	1
36	41-2324	RECEPTACLE - assembly (w/ 6-in wires)	1
37	41-2327	PLUG - assembly (w/ 6-in wires)	1
38	41-2326	RECEPTACLE - assembly (w/ 6-in wires)	1
39	41-4524	SOCKET (8-10 ga)	1
40	41-3073	PLUG (1 terminal)	1
41	41-3069	RECEPTACLE (1 terminal)	1
42	44-6850	PIN (8-10 ga)	1
43	44-9602	PIN - sealing	A/R
44	44-9906	TAB - mounting (for all connectors except the 8-pin connector)	A/R
45	44-9907	TAB - mounting (for 8-pin connector only)	A/R
46	204-703	KIT - crimper (w/ terminals)	1
	204-1038	*TOOL - crimper	1
	204-799	*TOOL - wedge remover	1



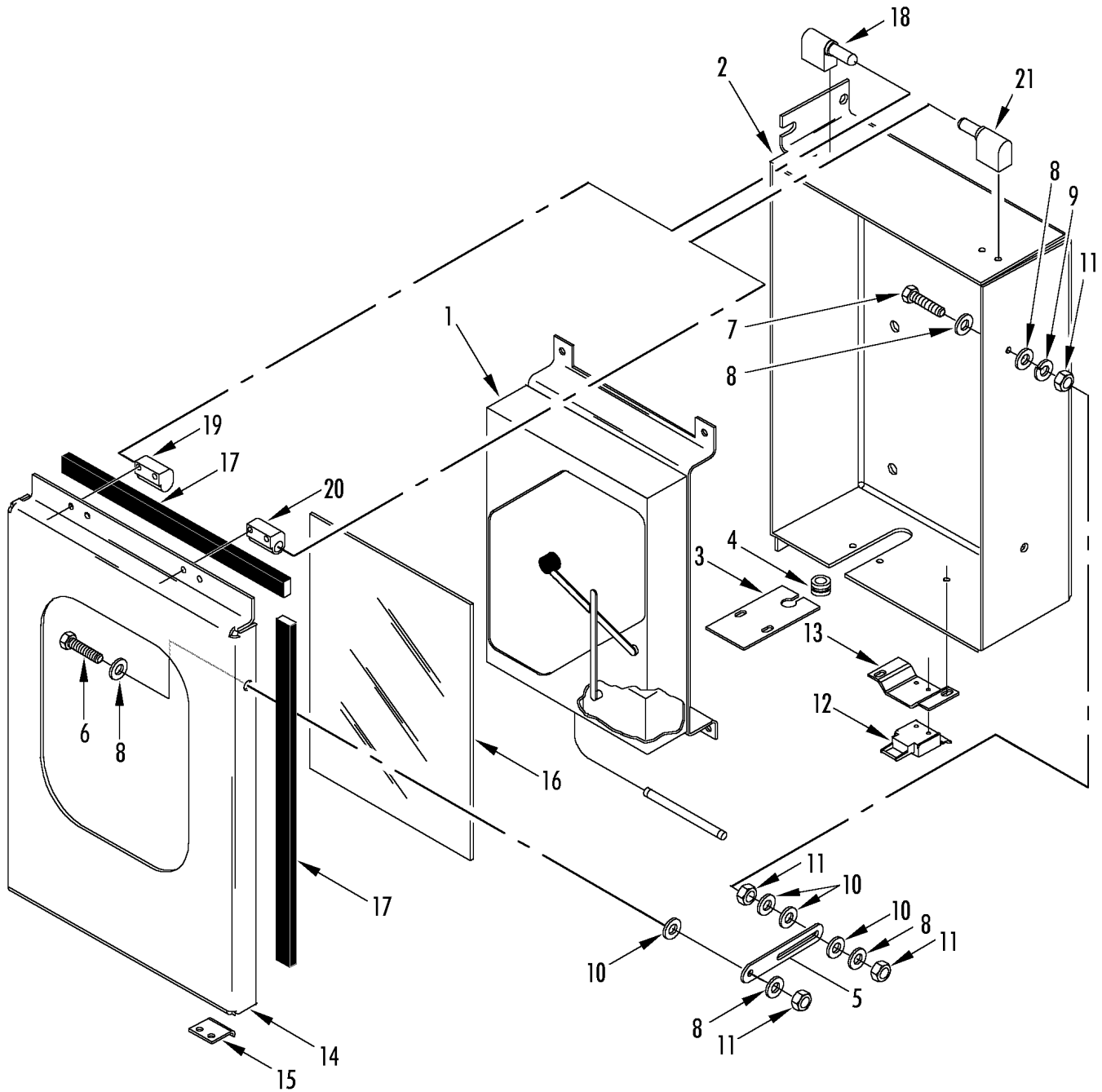
RECORDING THERMOMETER (OPTION 098025)



147A4

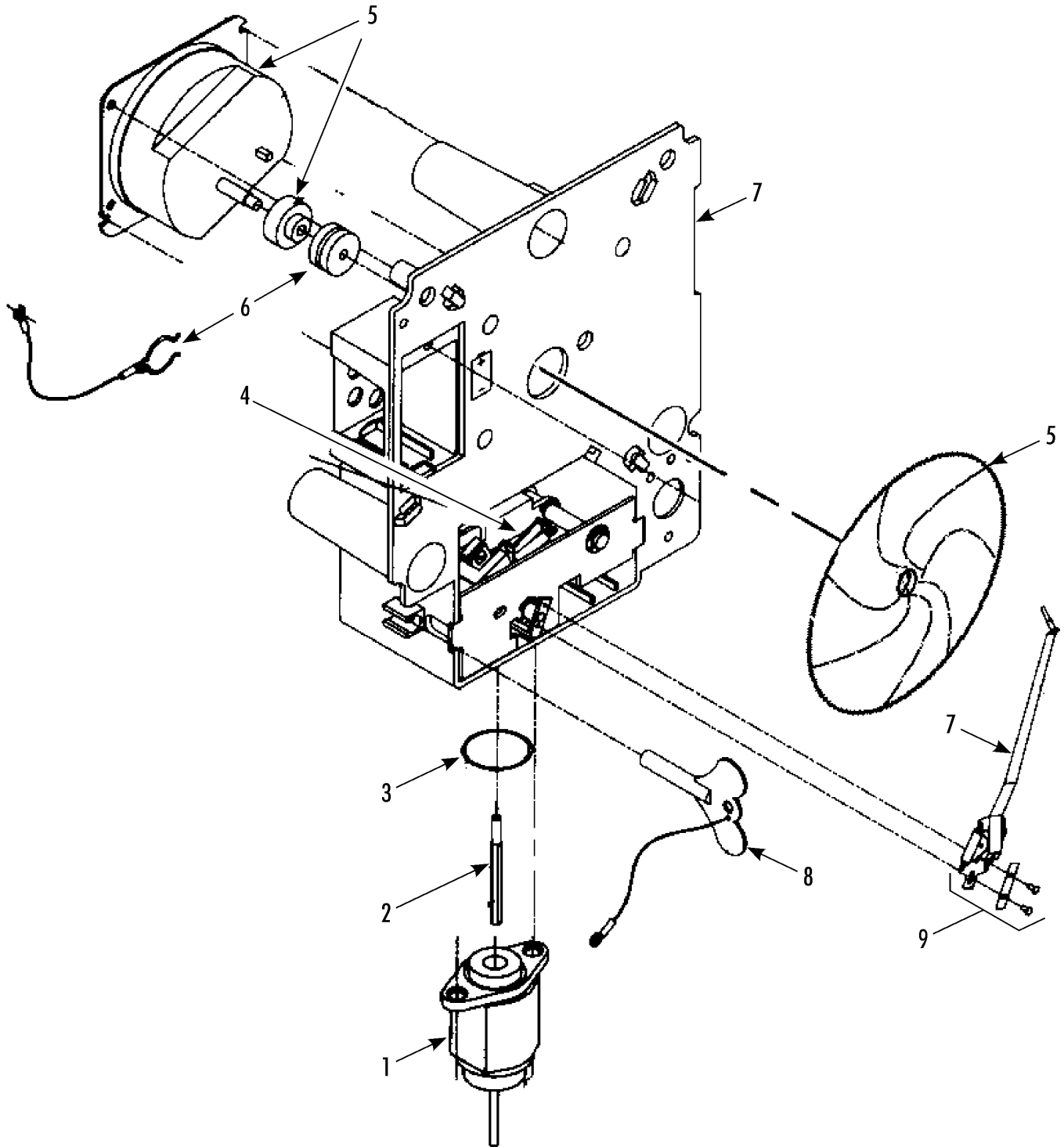
Revised
09/15/15

REF	PART NO.	DESCRIPTION	QTY
1	45-1830	THERMOMETER - recording (31 day, see 147B2)	1
	45-1834	THERMOMETER - 7 day (recording, see 147G13)	1
	55-7172	SCREW - recorder	4
	55-6996	LOCKWASHER	4
	55-6995	FLATWASHER	4
2	91-8705	BOX - recorder	1
	55-7341	SCREW - box	4
	55-6988	FLATWASHER	4
	55-8953	WASHER (nylon)	4
3	91-4218	PLATE - box (bottom)	1
	55-7340	SCREW - plate	2
	55-7033	FLATWASHER	4
	55-7404	LOCKWASHER	2
	55-7354	NUT	2
4	33-451	GROMMET	1
5	99-7230	GUIDE - latch	1
6	55-7169	SCREW - guide (12 mm)	1
7	55-8720	SCREW - guide (25 mm)	1
8	55-7033	FLATWASHER	4
9	55-7404	LOCKWASHER	1
10	55-9444	WASHER - insulating (nylon)	4
11	55-7034	NUT	4
12	91-5005	LATCH - cover	1
	55-2988	RIVET - latch	2
13	91-5006	BRACKET - latch	1
	55-7340	SCREW - bracket	2
	55-7033	FLATWASHER	4
	55-7404	LOCKWASHER	2
	55-7354	NUT	2
14	98-5532	COVER - recorder (incl items 15, 16 & 17)	1
15	91-5007	*PLATE - keeper	1
	55-2988	*RIVET - plate	2
16	91-8707	*WINDOW	1



RECORDING THERMOMETER (OPTION 098025)**147A4**Revised
09/15/15

REF	PART NO.	DESCRIPTION	QTY
17	33-3008	*GASKET - cover	4
	91-4219	HINGE SET - left	1
18	91-8708	*HINGE - right (w/ pin)	1
19	91-8725	*HINGE - right (w/o pin)	1
20	91-8726	*HINGE - left (w/o pin)	1
21	91-8709	*HINGE - left (w/ pin)	1
	55-7169	SCREW - hinge	8
	55-7033	FLATWASHER	8
	55-7404	LOCKWASHER	8
	91-4220	HINGE SET - right	1



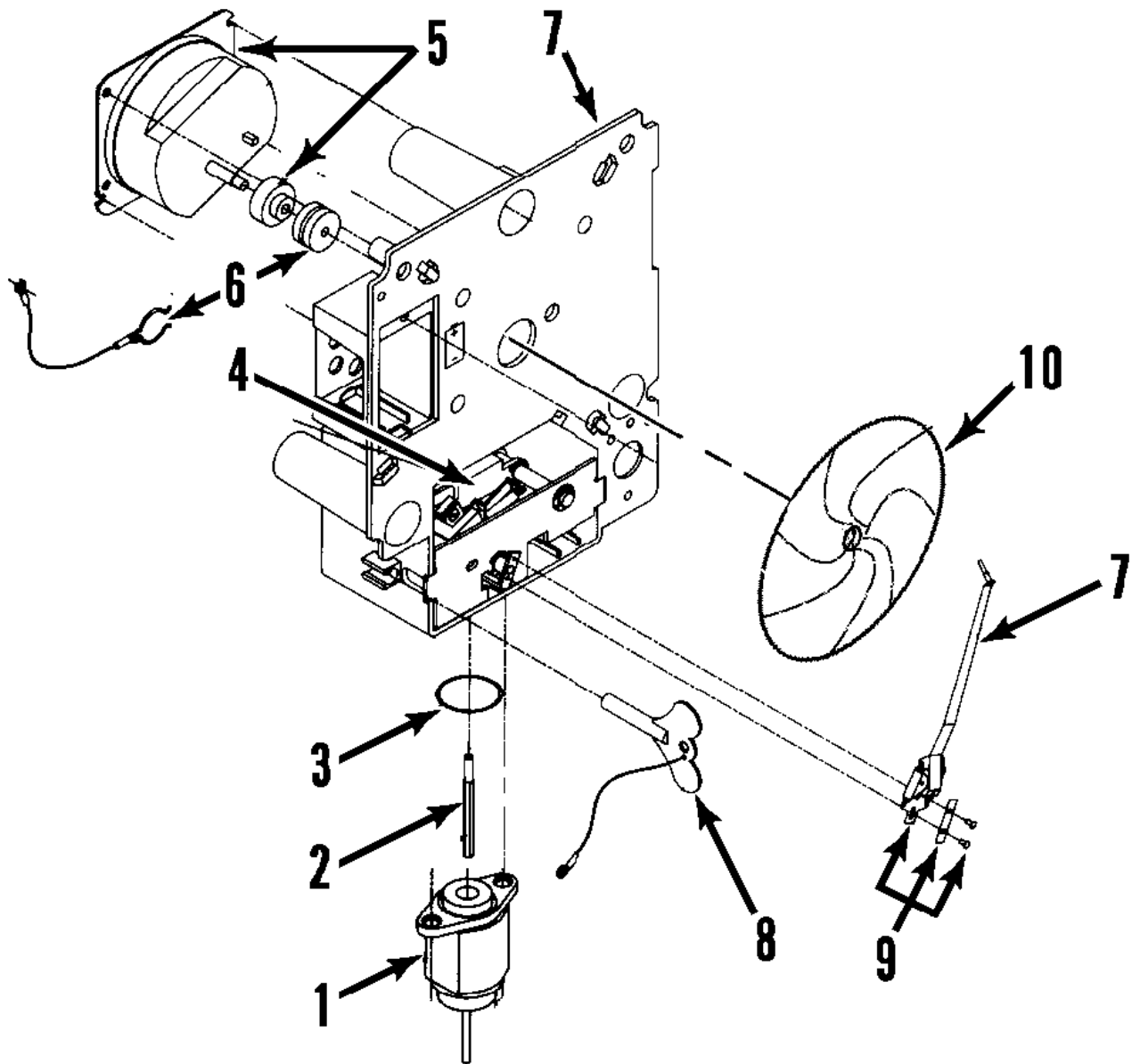
Revised
12/17/12

RECORDING THERMOMETER - 31 DAY FAHRENHEIT



147B2

REF	PART NO.	DESCRIPTION	QTY
	45-1830	THERMOMETER (31 day, F)	1
1	44-5644	*ELEMENT - thermo (1/2 od, 7.5 in lg bulb, 10 ft capillary)	1
	44-2339	*ELEMENT - thermo (3/8 od, 14 in lg bulb, 10 ft capillary)	1
2	91-8217	*ROD - push	1
3	33-2962	*O-RING	1
4	41-2216	*MECHANISM	1
5	44-2966	*DRIVE - chart (31 day)	1
6	91-2209	*NUT, CLIP & CORD	1
7	41-2218	*PLATEN	1
8	55-8955	*KEY - winding	1
9	91-2205	*KIT - stylus	1
10	203-180	CHART (31 day, -20 to +85 Fahrenheit, box of 50)	1



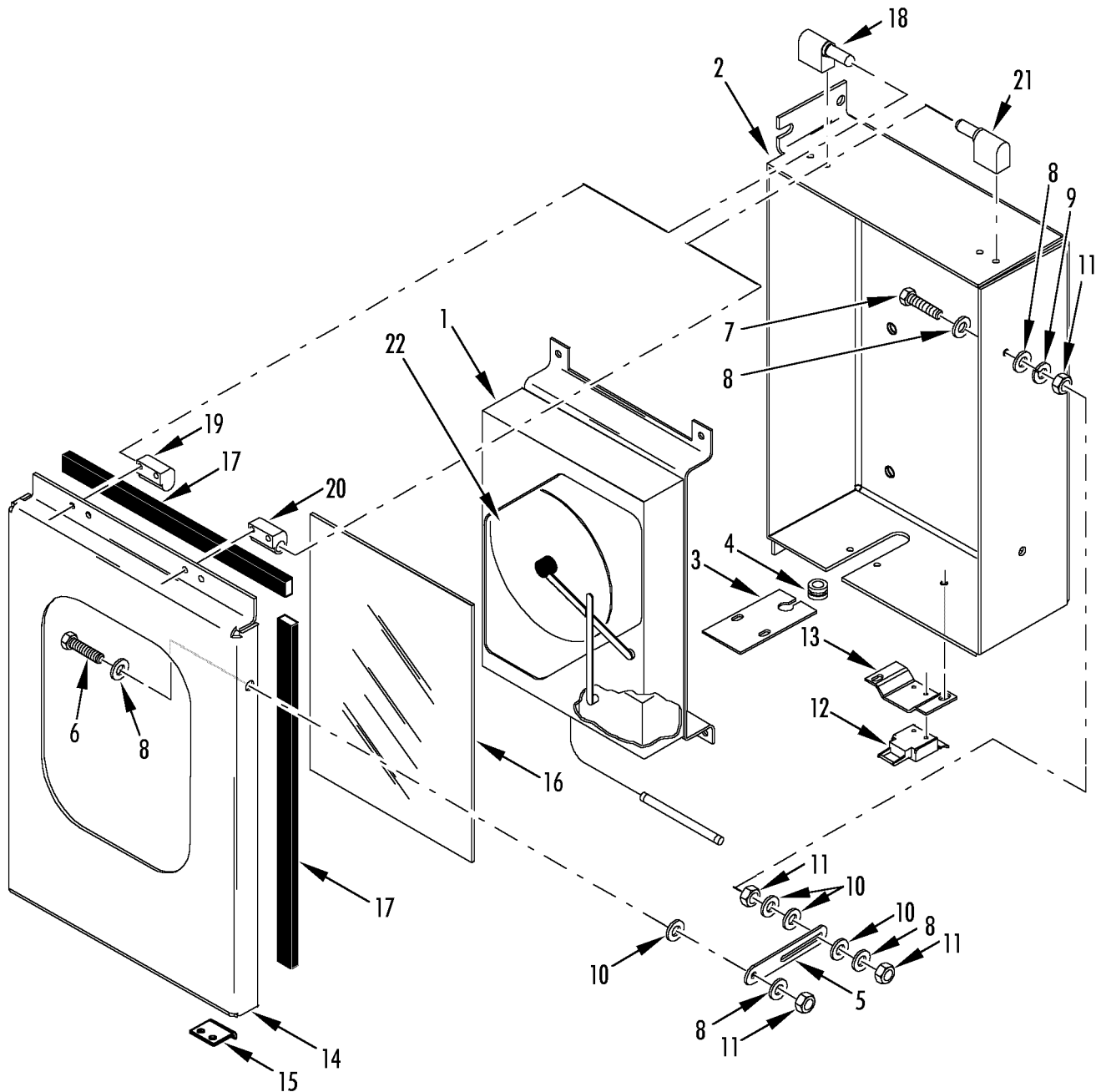
THERMOMETER - 7 DAY FAHRENHEIT



147G13

Revised
02/03/08

REF	PART NO.	DESCRIPTION	QTY
	45-1834	THERMOMETER - 7 day (F)	1
1	44-2339	*ELEMENT - thermo (3/8 od, 14 lg bulb, 10 ft capillary)	1
3	33-2962	*O-RING	1
4	41-2216	*MECHANISM	1
5	41-2224	*DRIVE - chart (7 day)	1
6	55-5099	*NUT, CLIP & CORD	1
7	41-2218	*PLATEN	1
8	55-8955	*KEY - winding	1
9	91-2205	*KIT - stylus	1
10	203-179	CHART (7 day, -20 to +85 Fahrenheit, box of 50)	1



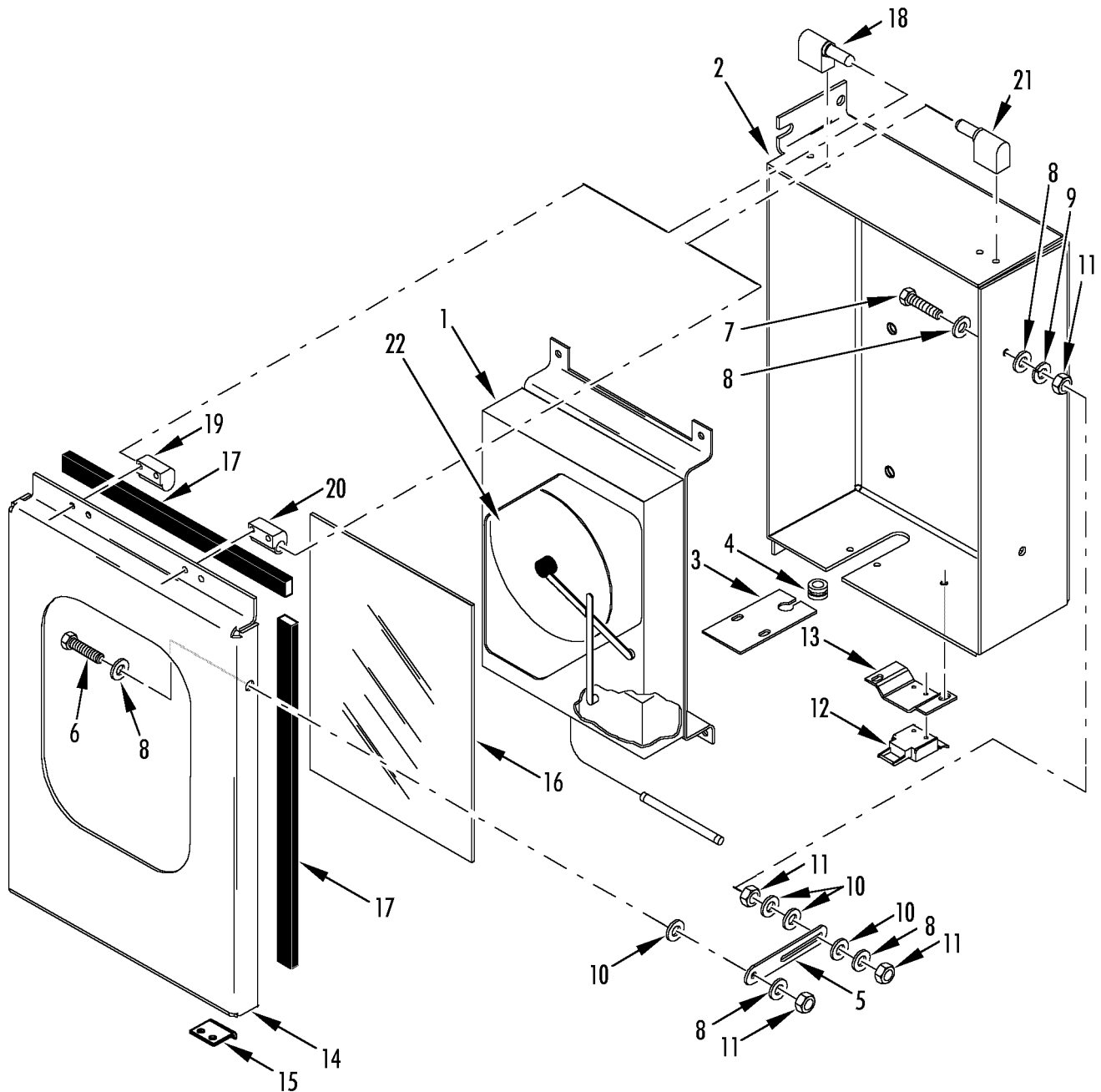
**RECORDING THERMOMETER (OPTION 098026
& 098030)**



147B8

Revised
09/15/15

REF	PART NO.	DESCRIPTION	QTY
1	45-1830	THERMOMETER - recording (31 day, Partlow, 098025, see 147B2)	1
	45-1831	THERMOMETER - recording (31 day, Saginomiya, battery, 098026, see 147B9)	1
	45-1832	THERMOMETER - recording (31 day, Saginomiya, AC power, 098030, see 147B9)	1
	55-7172	SCREW - recorder	4
	55-6996	LOCKWASHER	4
	55-6995	FLATWASHER	4
2	91-8705	BOX - recorder	1
	55-7341	SCREW - box	4
	55-6988	FLATWASHER	4
	55-8953	WASHER (nylon)	4
3	91-4218	PLATE - box (bottom)	1
	55-7340	SCREW - plate	2
	55-7033	FLATWASHER	4
	55-7404	LOCKWASHER	2
	55-7354	NUT	2
4	33-451	GROMMET	1
5	99-7230	GUIDE - latch	1
6	55-7169	SCREW - guide (12 mm)	1
7	55-8720	SCREW - guide (25 mm)	1
8	55-7033	FLATWASHER	4
9	55-7464	LOCKWASHER	1
10	55-9444	WASHER - insulating (nylon)	4
11	55-7034	NUT	4
12	91-5005	LATCH - cover	1
	55-2988	RIVET - latch	2
13	91-5006	BRACKET - latch	1
	55-7340	SCREW - bracket	2
	55-7033	FLATWASHER	4
	55-7404	LOCKWASHER	2
	55-7354	NUT	2
14	98-5532	COVER - recorder (includes 15, 16 & 17)	1
15	91-5007	*PLATE - keeper	1



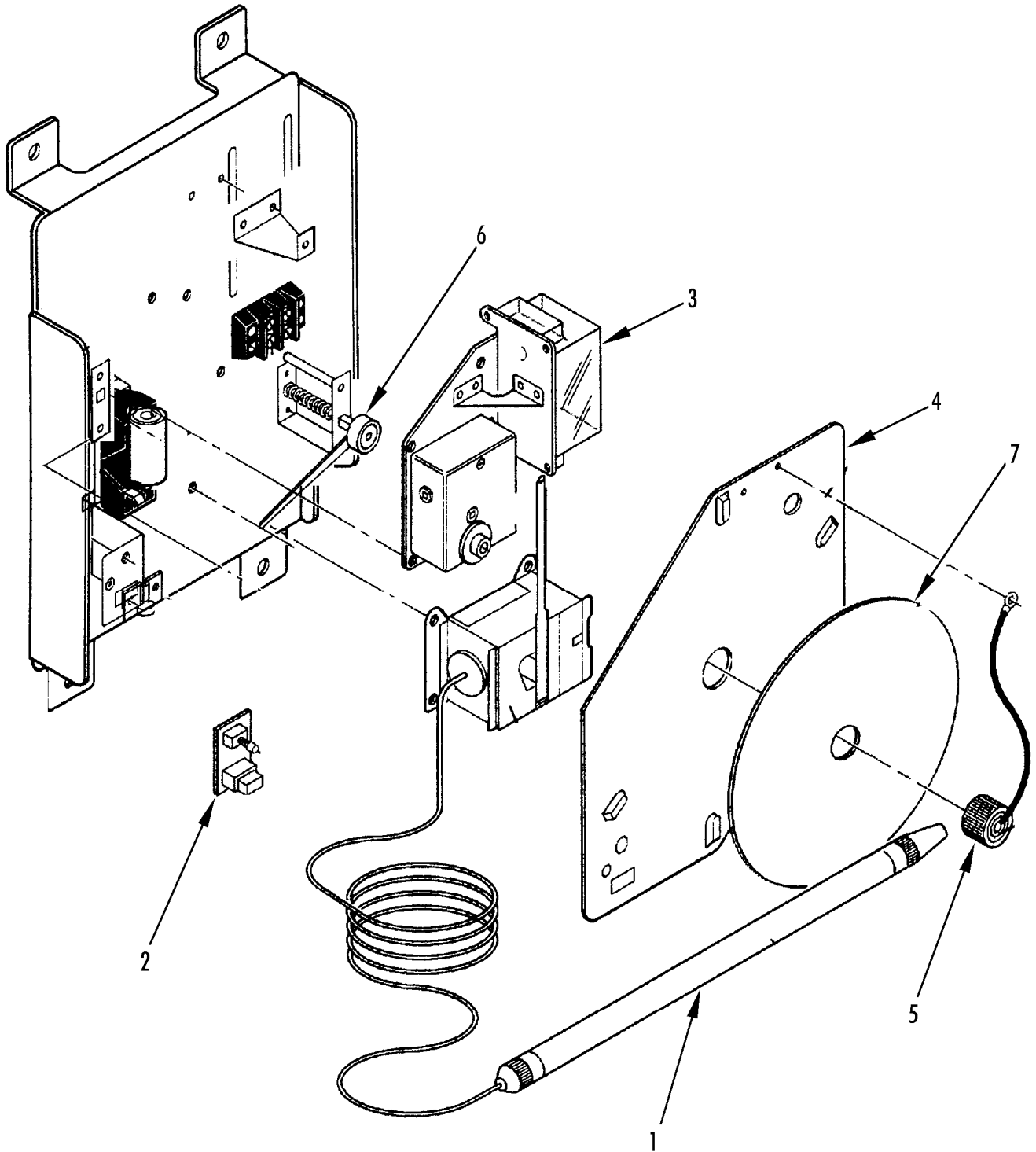
RECORDING THERMOMETER (OPTION 098026
& 098030)



147B8

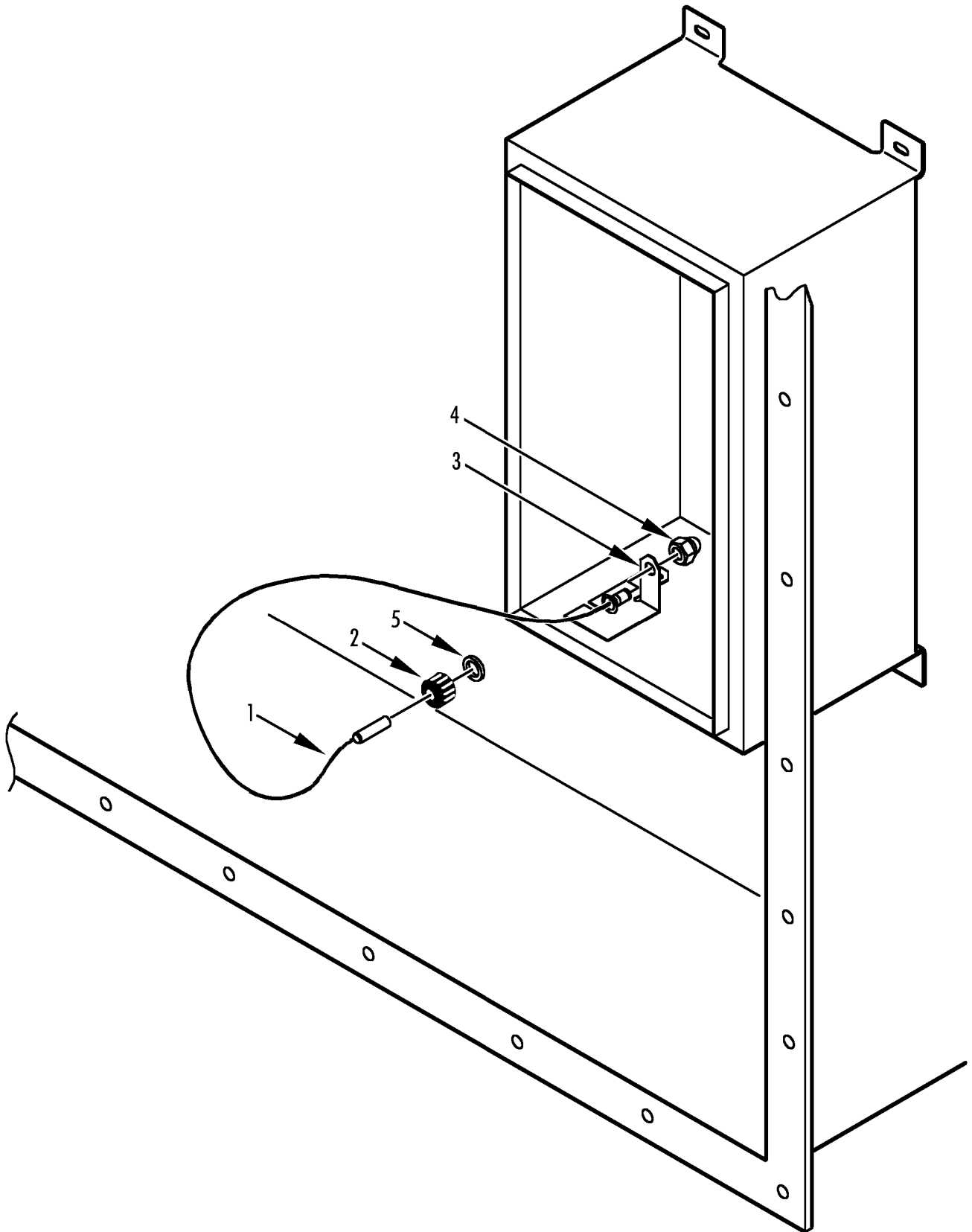
Revised
09/15/15

REF	PART NO.	DESCRIPTION	QTY
	55-2988	*RIVET - plate	2
16	91-8707	*WINDOW	1
17	33-3008	*GASKET - cover	4
	91-4219	HINGE SET - left	1
18	91-8708	*HINGE - right (w/ pin)	1
19	91-8725	*HINGE - right (w/o pin)	1
20	91-8726	*HINGE - left (w/o pin)	1
21	91-8709	*HINGE - left (w/ pin)	1
	55-7169	SCREW - hinge	8
	55-7033	FLATWASHER	8
	55-7404	LOCKWASHER	8
	91-4220	HINGE SET - right	1
22	203-180	CHART (31 day, -20 to +80 F, box of 50)	1
	203-252	CHART (31 day, -30 to +25 C, box of 50)	1
	203-219	CHART (31 day, -25 to +25 C, box of 50)	1



RECORDING THERMOMETER (OPTION 098026)**147B9**Revised
02/12/08

REF	PART NO.	DESCRIPTION	QTY
	45-1831	THERMOMETER - recording (Saginomiya, 31 day battery)	1
	45-1832	THERMOMETER - recording (Saginomiya, 31 day, AC power)	1
1	44-9780	*ELEMENT	1
2	44-9781	*INDICATOR - volt	1
3	44-7782	*TIMER	1
4	91-4380	*PLATE - recorder	1
5	505-390	*NUT - chart	1
6	41-4382	ARM - pen lift	1
7	203-180	CHART (31 day, -20 to +85 Fahrenheit, box of 50)	1
	203-252	CHART (31 day, -30 to +25 C, box of 50)	1
	203-219	CHART (31 day, -25 to +25 C, box of 50)	1



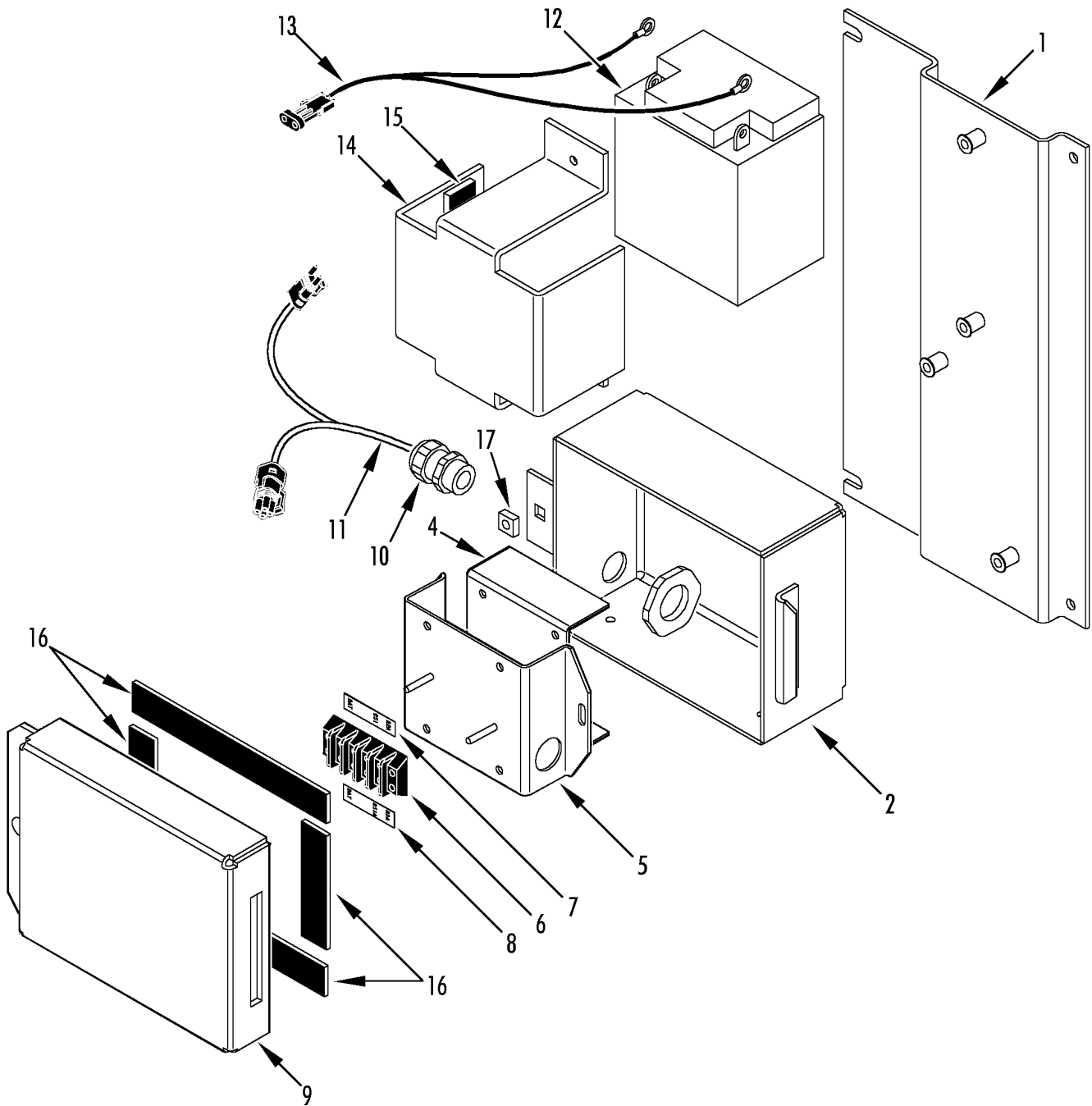
SIMPSON LEAD (OPTION 098027)



147A5

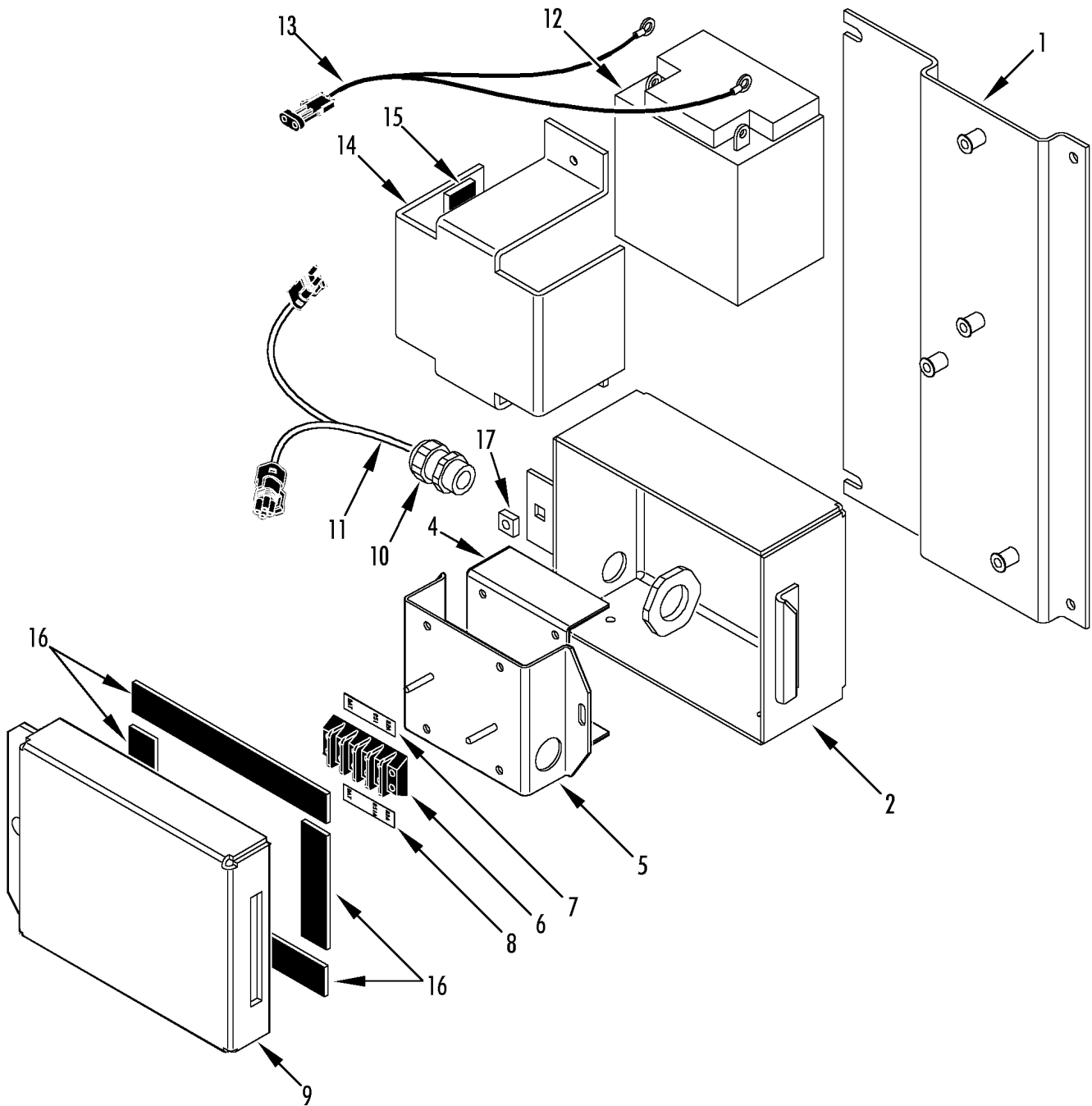
Revised
01/21/08

REF	PART NO.	DESCRIPTION	QTY
1	204-209	LEAD - thermistor	1
2	91-8702	CAP - probe	1
3	91-8703	BRACKET - lead	1
4	44-5114	POST - binding	1
5	33-2960	GASKET	1



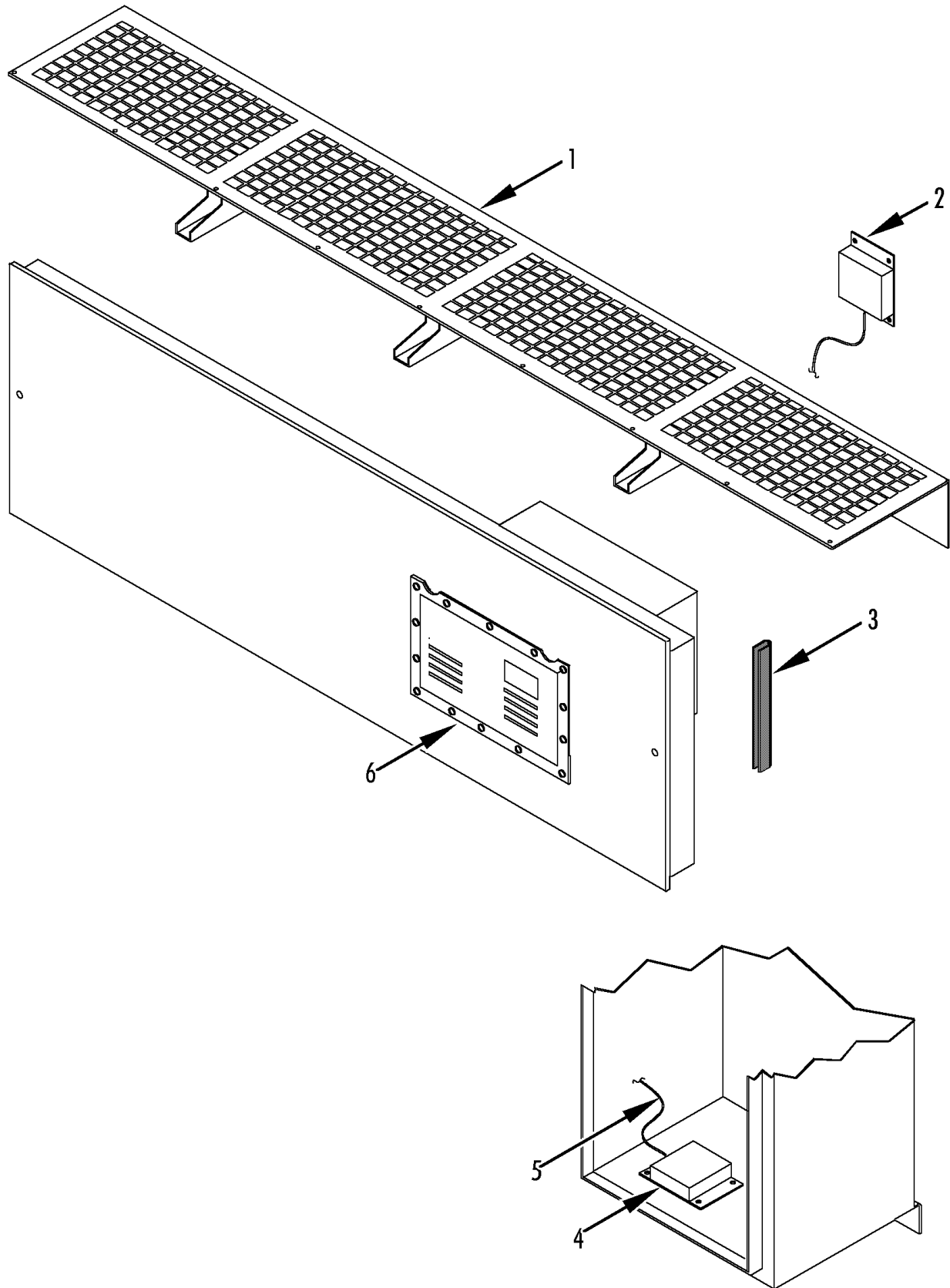
BATTERY CHARGER GROUP (OPTION 098029)**147A6**Revised
01/21/08

REF	PART NO.	DESCRIPTION	QTY
1	91-8710	BRACKET - battery charger	1
	55-7752	SCREW - bracket	4
	55-6995	FLATWASHER	4
	55-8877	WASHER (nylon)	4
2	91-8711	BOX - battery charger	1
	55-6994	SCREW - box	2
	55-6996	LOCKWASHER	2
	55-6995	FLATWASHER	2
3	55-8720	SCREW - ground	1
	55-3008	WASHER - sealing	1
	55-7370	LOCKWASHER	2
	55-7033	FLATWASHER	1
	55-7367	NUT	2
4	44-6591	CHARGER - battery	1
5	91-8712	BRACKET - battery charger	1
	55-7034	NUT - bracket	2
	55-7033	FLATWASHER	2
6	44-5534	BOARD - terminal	1
	55-7665	NUT - board	2
	55-7368	FLATWASHER	2
7	91-6202	NAMEPLATE	1
8	91-6205	NAMEPLATE	1
9	91-8713	COVER - box	1
	55-7035	SCREW - cover	1
	55-6995	FLATWASHER	1
	55-7479	WASHER - special	1
10	55-5111	CONNECTOR - harness grip	1
11	40-534	HARNESS - battery charger	1
12	203-525	BATTERY (12V)	1
13	44-5835	CONNECTOR - harness	1
14	91-8714	BRACKET - battery	1
	55-7752	SCREW - bracket	2
	55-6995	FLATWASHER	2



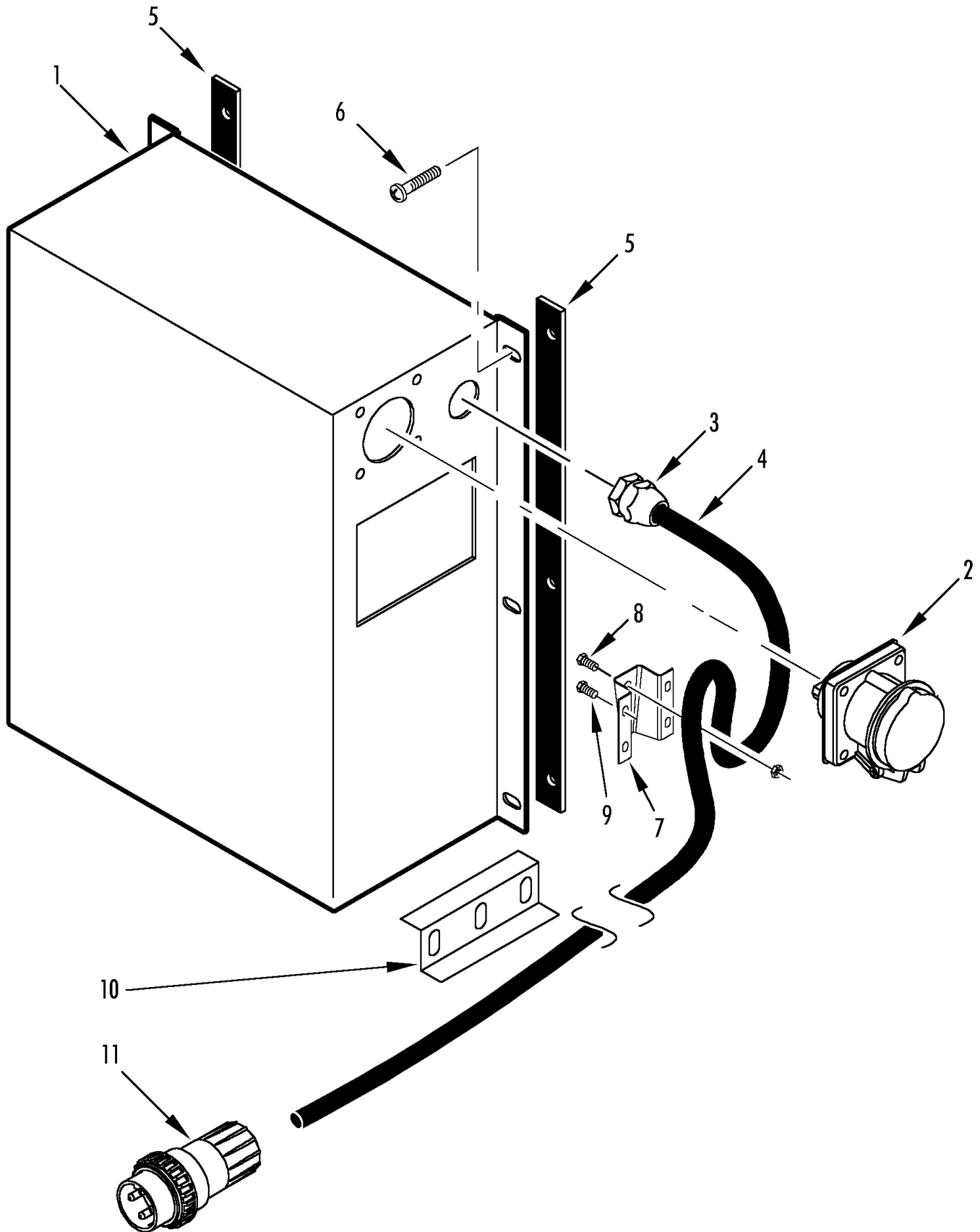
BATTERY CHARGER GROUP (OPTION 098029)**147A6**Revised
01/21/08

REF	PART NO.	DESCRIPTION	QTY
	55-8877	WASHER (nylon)	2
15	99-6968	STRIP - sealing (0.12 x 1 x 50 ft)	A/R
	99-8562	STRIP - gasket (battery, 3/8 thk x 25 ft)	A/R
16	99-8986	STRIP - gasket (cover, 25 ft)	A/R
17	55-6997	NUT - captive	1



TRANSFRESH GROUP (OPTION 098021)**147A7**Revised
01/21/08

REF	PART NO.	DESCRIPTION	QTY
1	98-5320	GRILLE - evaporator	1
2	91-8715	BOX - Transfresh	1
	55-2264	RIVET - box	4
3	33-3043	GASKET - rub strip	1
4	41-2537	TRANSFORMER	1
5	41-2538	HARNESS	1
6	NSS	DOOR - assembly (not available from Thermo King)	1



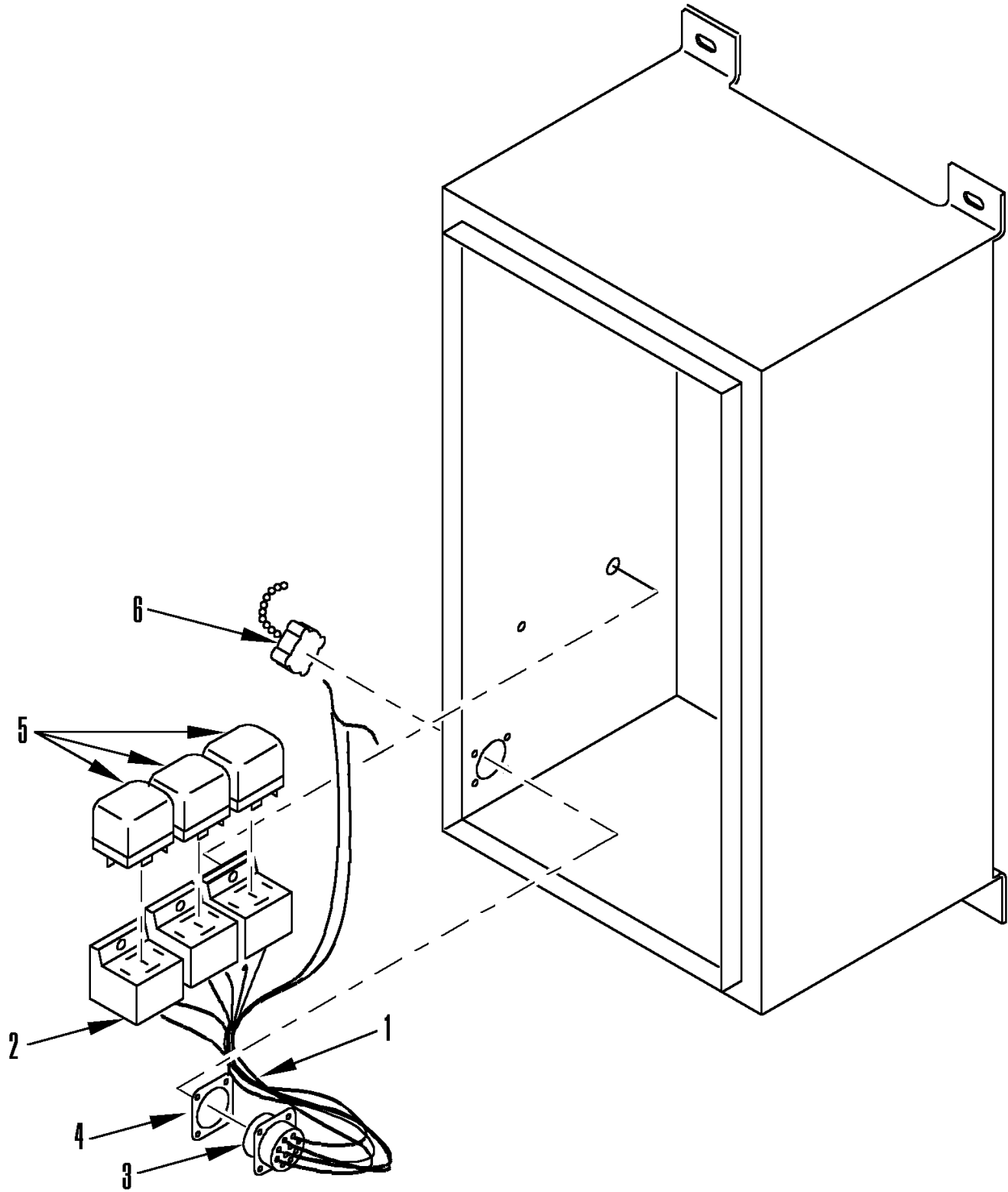
Revised
01/16/15

**TRANSFORMER GROUP (098024, 098040,
098041, 098043, 098071, 098123, 098128)**



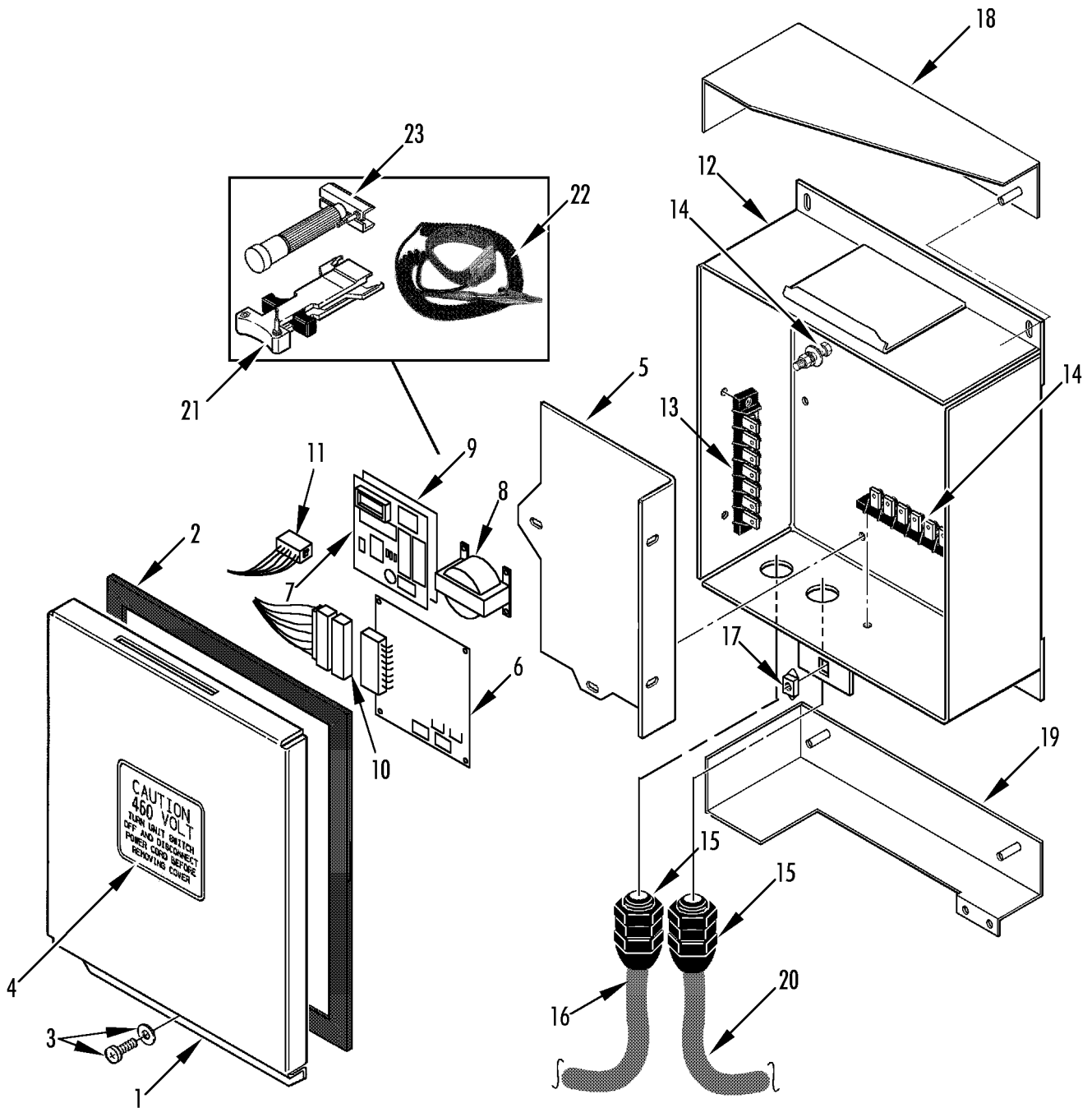
148G2

REF	PART NO.	DESCRIPTION	QTY
1	45-1859	TRANSFORMER	1
2	41-1977	RECEPTACLE - power (32A, 440V)	1
	55-2995	*SCREW - receptacle	4
	55-2964	*LOCKWASHER	2
	55-2001	*FLATWASHER	2
3	55-5919	*CONNECTOR - grip	1
	55-2636	*NUT - connector	1
4	41-3083	*CABLE - power (69 ft)	1
5	91-9508	INSULATOR	2
6	55-7341	SCREW - transformer	2
	55-8891	SCREW - transformer	4
	55-7085	FLATWASHER	6
	55-7342	LOCKWASHER	6
7	91-6988	BRACKET - cable restraint (current units)	1
8	55-9164	SCREW - cable	1
	55-7357	FLATWASHER	1
	55-7344	NUT	1
9	55-7172	SCREW - bracket	4
	55-7075	FLATWASHER	4
	55-7170	LOCKWASHER	4
10	91-3238	BRACKET - cable (early units)	1
	55-7172	SCREW - bracket	3
	55-6995	FLATWASHER	6
	55-7042	NUT	3
11	44-3828	PLUG - power (50A)	1
	44-5133	PLUG - power (60A, orange)	1
	41-3429	PLUG - power (50A, blue)	1
	33-2482	BUSHING - plug	1



REMOTE MONITOR (OPTION 098039)**147G14**Revised
08/12/14

REF	PART NO.	DESCRIPTION	QTY
1	41-2556	HARNESS - remote monitor	1
2	44-5537	*SOCKET - relay	1
3	44-6822	*SOCKET - monitor	1
	55-8382	SCREW - relay socket	6
	55-8410	FLATWASHER	12
	55-9057	LOCKWASHER	6
	55-7749	NUT	6
	55-9174	RIVET - monitor socket	4
	55-8410	WASHER	4
4	33-2630	GASKET - socket	1
5	42-1149	RELAY - mini (24V)	3
6	92-206	CAP - dust	1



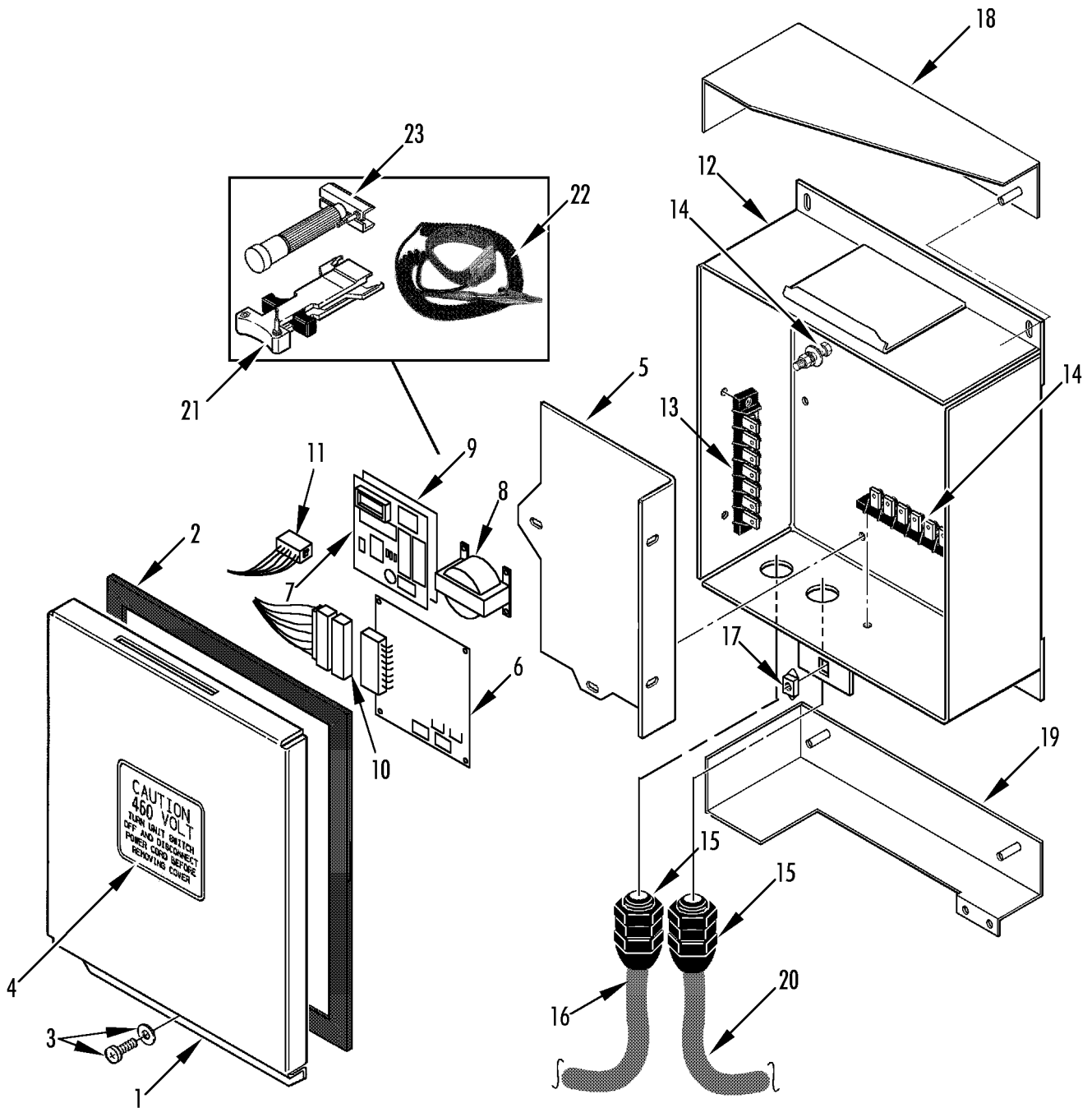
REMOTE MONITOR BOX (IRMU TK COMM
OPTION 098051)



151A10

Revised
08/05/08

REF	PART NO.	DESCRIPTION	QTY
1	91-125	COVER - box	1
2	33-2632	GASKET - cover	1
3	55-2977	SCREW - cover	1
	55-2086	FLATWASHER	1
	55-3319	WASHER - sealing	1
4	99-5454	NAMEPLATE - Caution 460 Volt	1
5	91-9227	MONITOR - remote pc board	1
6	41-2813	BOARD - pc (low voltage)	1
7	41-2814	BOARD - pc (high voltage)	1
	55-3256	SCREW - board	10
	55-2998	FLATWASHER	2
8	41-2815	TRANSFORMER	1
	55-4223	NUT - transformer	4
	55-2201	FLATWASHER	4
9	91-9228	BARRIER - isolation	1
10	41-2816	HARNESS - low voltage	1
11	41-2817	HARNESS - high voltage	1
12	91-9229	BOX - remote monitor	1
	55-7042	NUT - box	4
	55-6995	FLATWASHER	4
13	44-7342	BOARD - terminal (7 terminal)	1
14	44-7341	BOARD - terminal (6 terminal)	1
	55-2748	SCREW - block	4
	55-3023	WASHER - sealing	4
	55-2201	FLATWASHER	4
	55-4223	NUT	4
15	55-5111	CONNECTOR - harness	2
16	41-2819	CABLE - power (remote monitor)	1
17	55-3059	NUT - captive	1
18	91-8472	BRACKET - upper	1
19	91-8471	BRACKET - lower	1
	55-7042	NUT - box to bracket	4
	55-6995	FLATWASHER	4



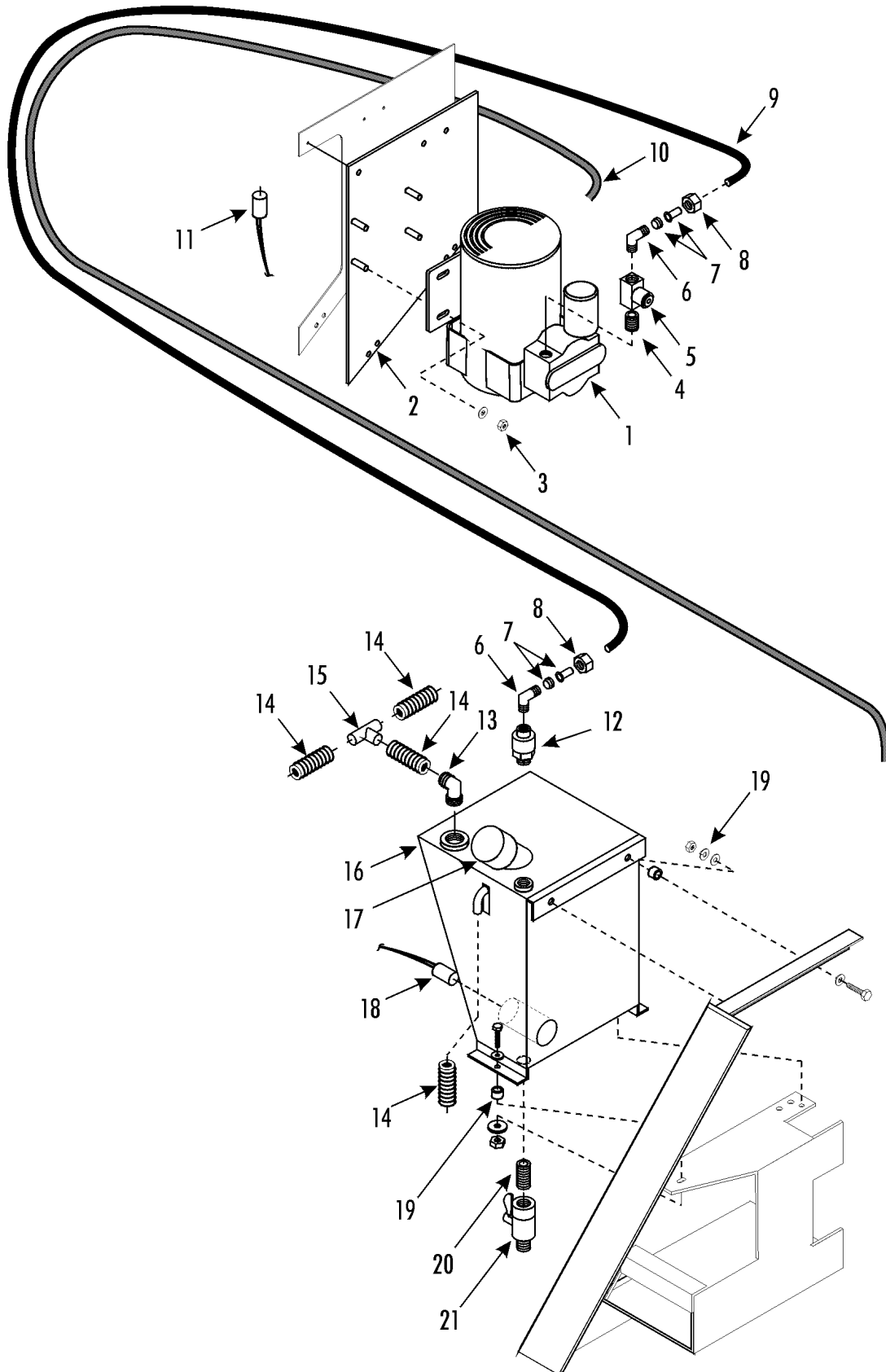
REMOTE MONITOR BOX (IRMU TK COMM
OPTION 098051)



151A10

Revised
08/05/08

REF	PART NO.	DESCRIPTION	QTY
	55-2993	LOCKWASHER (internal tooth)	2
	55-2086	FLATWASHER	1
	55-1801	NUT - ground	1
20	41-2818	HARNESS - data	1
21	204-636	REMOVER - integrated circuit	1
22	204-622	WRIST STRAP - electrostatic	1
23	204-736	INSTALLER - integrated circuit	1



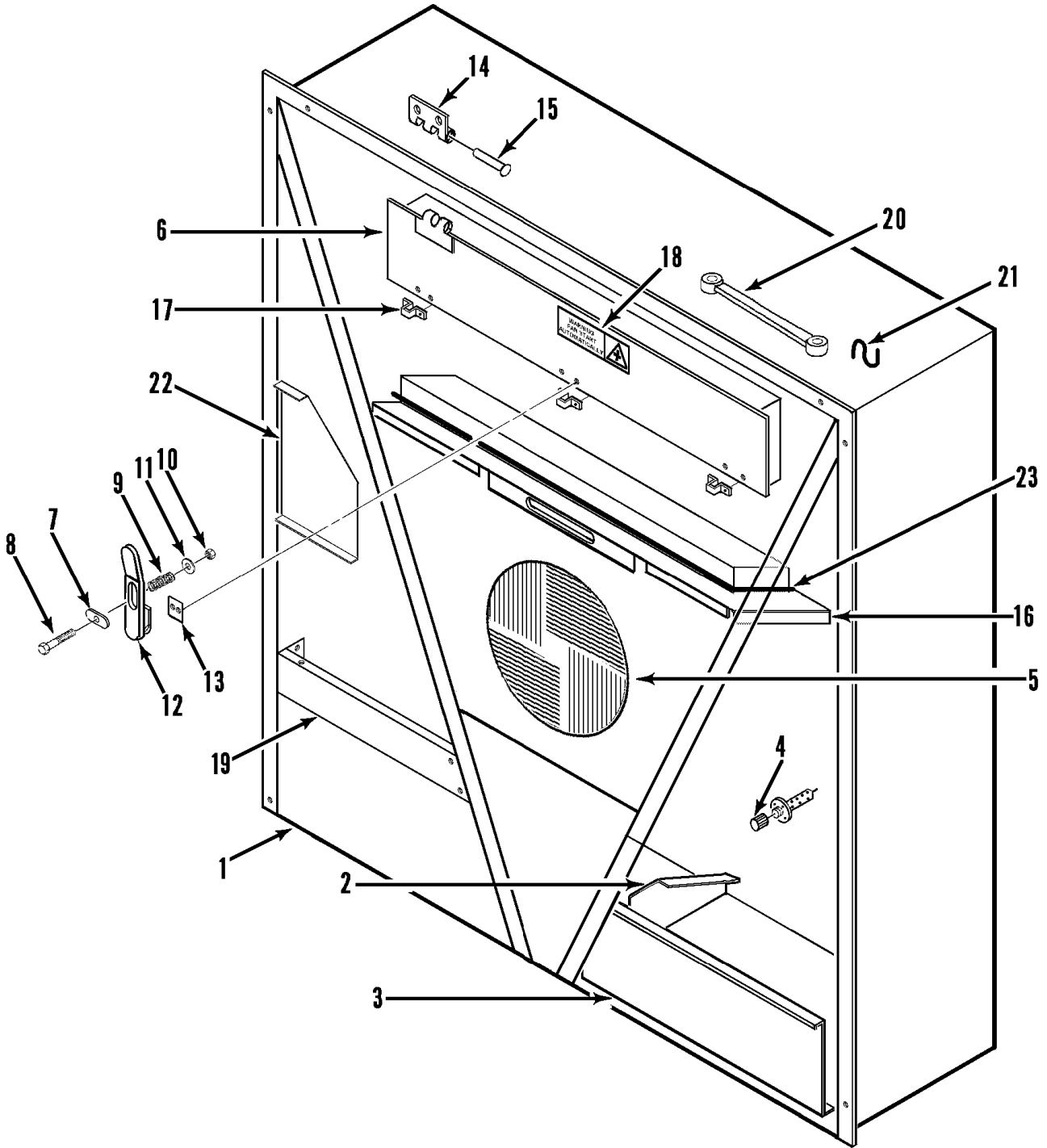
HUMIDITY COMPONENTS (OPTION 098100)



149A14

Revised
03/06/10

REF	PART NO.	DESCRIPTION	QTY
1	11-9085	COMPRESSOR - humidity	1
2	91-9002	PLATE - compressor	1
3	55-7339	NUT - compressor	4
	55-7085	FLATWASHER	4
4	55-2561	NIPPLE - compressor to nozzle	1
5	11-9084	NOZZLE - liquid spray	1
6	11-4860	ELBOW - hose (1/4)	2
7	10-243	KIT - sleeve & eyelet (1/4)	2
8	11-4841	NUT - hose (1/4)	2
9	11-4367	HOSE - supply & over flow (1/4 od x 35 ft lg)	A/R
10	41-3117	HARNESS - humidity compressor	2
11	41-9220	SENSOR - humidity	1
12	91-9003	FILTER	1
	91-6236	SCREEN	1
	91-6237	ADAPTER - outlet	1
13	55-6905	FITTING - barb (1/2 mpt, poly)	1
14	11-8983	HOSE - drain	2
15	55-9208	CONNECTOR - T-hose	1
16	11-9082	TANK - humidity	1
17	11-9083	CAP - tank	1
18	41-2691	HARNESS - tank heater	1
19	55-9149	SPACER - tank	4
20	55-4359	NIPPLE	1
21	55-7151	DRAIN COCK	1



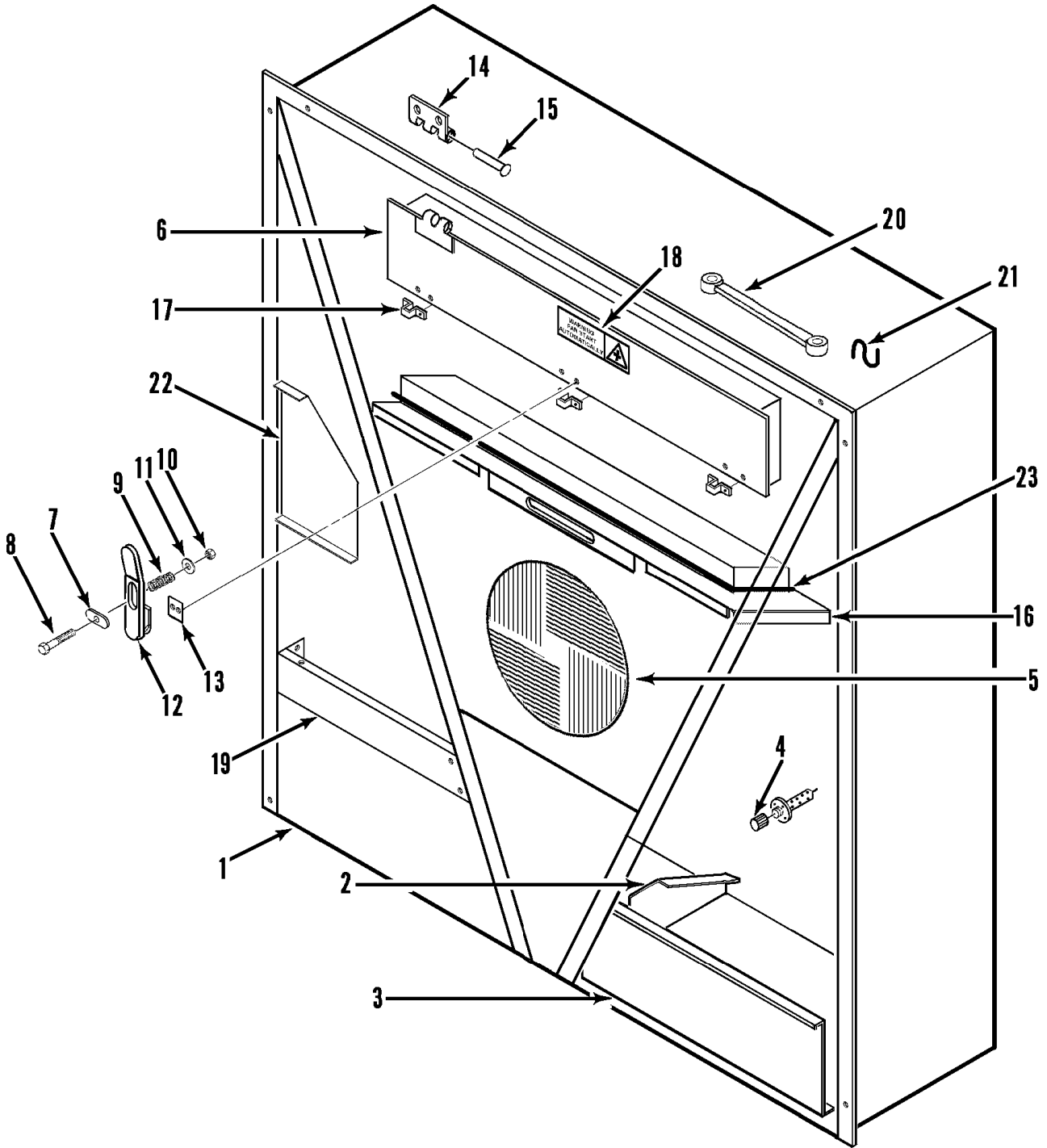
CONDENSER COMPONENTS (UNITS w/ 3 EVAP FANS)



147B7

Revised
12/11/08

REF	PART NO.	DESCRIPTION	QTY
1	98-5326	FRAME - unit	1
	98-5543	FRAME - unit (option 098110, w/ fly screen)	1
2	91-8108	BRACKET - frame	1
	55-6993	SCREW - bracket	3
	55-6988	FLATWASHER	6
	55-9541	WASHER (nylon)	3
	55-7339	NUT	3
	55-6993	SCREW - bracket	3
	55-7085	FLATWASHER	6
	55-9541	WASHER (nylon)	6
	55-7825	NUT	3
3	91-9504	PLATE - cable storage (front)	1
	55-7172	SCREW - plate (16 mm)	2
	55-7035	SCREW - plate (25 mm)	2
	55-7042	NUT	2
	55-7075	FLATWASHER	6
	55-9054	WASHER (nylon)	6
4	91-8702	CAP - retainer	1
5	98-5925	GRILLE - condenser	1
	55-6994	SCREW - grille	4
	55-6995	FLATWASHER	4
	55-8877	WASHER - insulation	4
	55-9054	WASHER - insulation	4
6	509-755	DOOR - evaporator	1
	33-3968	*GASKET - door	1
	92-2995	HINGE - evap door	3
	51-620	RIVET - hinge	12
7	91-9040	KNOB - door	1
8	55-7035	SCREW - knob	3
9	91-8199	SPRING	3
10	55-7354	NUT	3
11	55-8877	WASHER (nylon)	3
12	91-9041	LATCH	3



CONDENSER COMPONENTS (UNITS w/ 3 EVAP FANS)



147B7

Revised
12/11/08

REF	PART NO.	DESCRIPTION	QTY
	55-2864	RIVET - latch	6
13	91-8134	ISOLATOR	3
	55-7341	SCREW - door	6
	55-7085	FLATWASHER	6
	55-9541	WASHER (nylon)	6
14	509-1654	HINGE	3
15	91-8256	PIN - hinge (w/ snap)	3
16	98-5199	DOOR - heater access	1
	33-2958	*GASKET - door	1
	55-6993	SCREW - door	8
	55-7085	FLATWASHER	8
	55-9541	WASHER (nylon)	8
17	91-8195	KEEPER - door	3
	55-7172	SCREW - keeper	6
	55-6995	FLATWASHER	6
	55-8933	WASHER (nylon)	6
18	91-8694	NAMEPLATE - Caution, Fan	1
19	91-8474	PLATE - guard	1
	55-7341	SCREW - plate (20 mm)	2
	55-6987	SCREW - plate (30 mm)	2
	55-6988	FLATWASHER	4
	55-8953	WASHER (nylon)	6
20	509-937	STRAP - door	1
	55-9173	SCREW - strap	1
	55-7089	FLATWASHER	2
21	91-9039	HOOK - strap	1
	55-3065	CLAMP - hook	1
	55-9166	SCREW - clamp	1
22	91-8728	PLATE - thermostat cover	1
	55-7341	SCREW - plate	3
	55-6988	FLATWASHER	3
	55-8953	WASHER (nylon)	3
23	33-3002	GASKET - door	1

CONDENSER COMPONENTS (units w/ 2 evap fans)



152C4

Revised
10/05/10

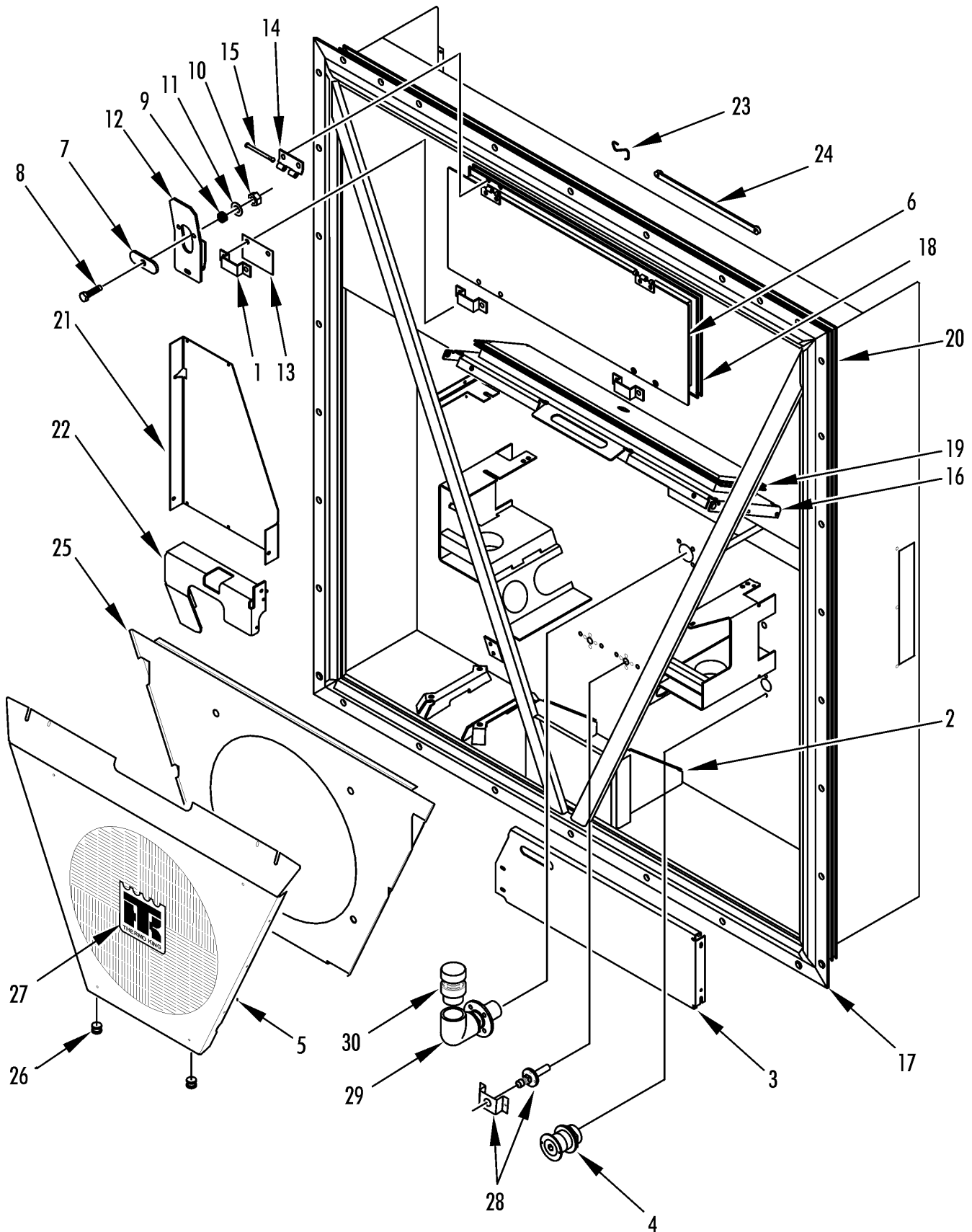
REF	PART NO.	DESCRIPTION	QTY
1	91-8195	KEEPER - door latch	2
	55-9312	SCREW - keeper (TIR seal)	4
	55-6995	WASHER	4
	55-9054	WASHER (nylon)	4
	55-8877	WASHER (nylon)	4
2	91-8108	BRACKET - frame	1
	55-6993	SCREW - bracket	3
	55-6988	WASHER	6
	55-9541	WASHER (nylon)	6
	55-9380	NUT	3
3	91-9504	PLATE - cable storage (front)	1
	55-9168	NUT	2
	55-9054	WASHER (nylon)	6
	55-6994	SCREW - plate	2
	55-6695	FLATWASHER	6
	55-8933	WASHER (nylon)	6
4	91-9952	PORT - purge	1
	55-9211	RIVET - port	2
5	98-5925	GRILLE - condenser	1
	55-6994	SCREW - grille	4
	55-7075	FLATWASHER	4
	55-9054	WASHER (nylon)	4
6	98-6518	DOOR - evaporator	1
	92-2995	*HINGE - evap door	2
	51-620	*RIVET - hinge	8
7	91-9040	*KNOB	2
8	55-7035	*SCREW - door	2
9	91-8199	*SPRING	2
10	55-7354	*NUT	2
11	55-9054	*WASHER (nylon)	2
12	91-9041	*LATCH - door	2
	55-2864	*RIVET - latch	4
13	91-8134	*INSULATOR - latch	2

152C4



CONDENSER COMPONENTS (units w/ 2 evap fans)

Revised
10/05/10



CONDENSER COMPONENTS (units w/ 2 evap fans)



152C4

Revised
10/05/10

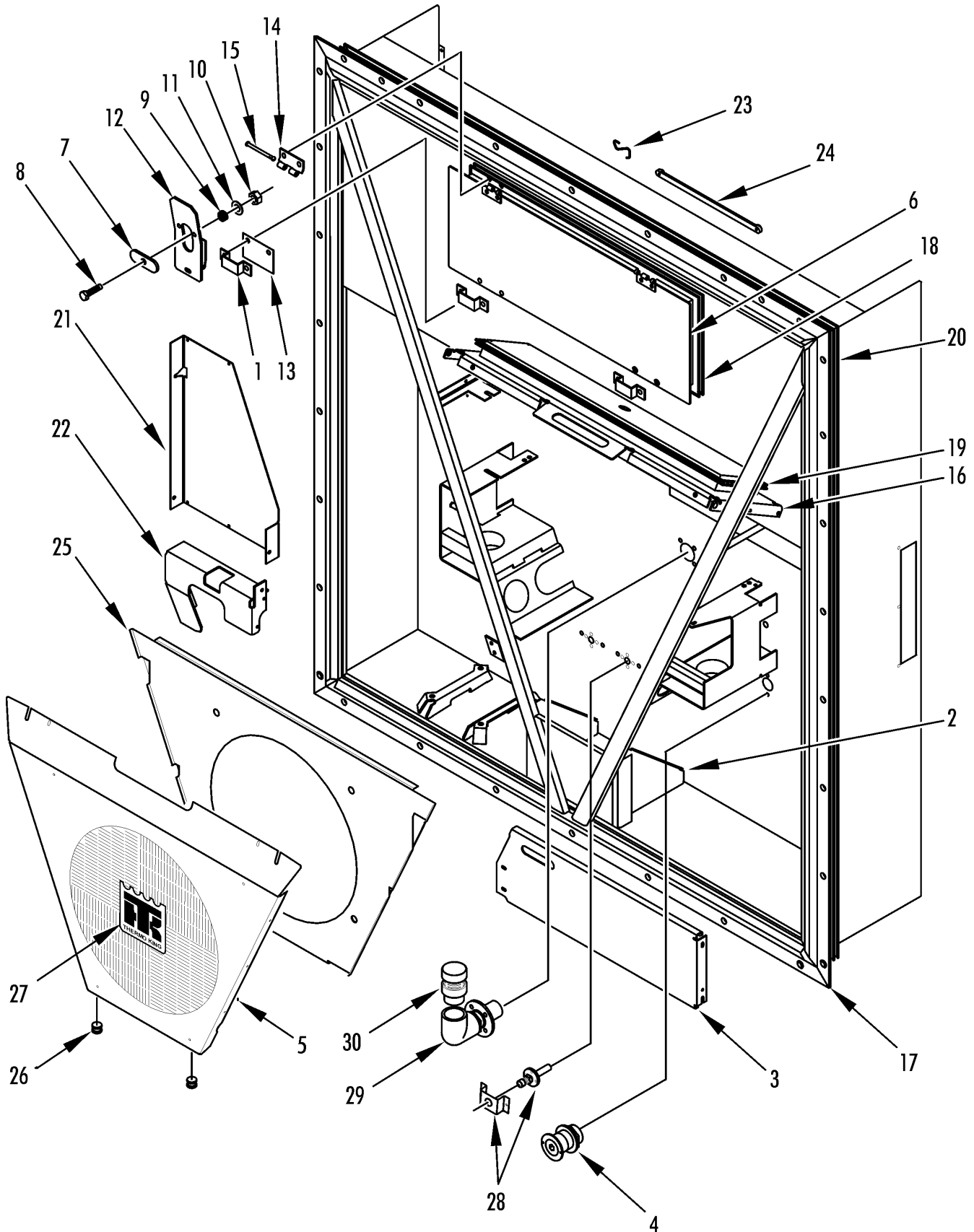
REF	PART NO.	DESCRIPTION	QTY
14	509-1654	*HINGE	2
	55-9313	*SCREW - hinge (TIR seal)	4
	55-9541	*WASHER (nylon)	4
15	91-8256	*PIN - hinge (w/ snap)	2
16	98-5199	DOOR - heater section	1
	55-6993	SCREW - door	4
	55-9313	SCREW - door (TIR seal)	1
	55-9541	WASHER (nylon)	8
	55-7085	WASHER	8
17	98-5478	FRAME - condenser	1
18	33-3969	GASKET - evaporator door	1
19	33-3002	GASKET - door (heater section)	1
20	33-2983	GASKET - unit	1
21	91-8728	COVER (instead of thermometer)	1
	55-7391	SCREW - cover	3
	55-6988	FLATWASHER	3
22	91-8664	PLATE - guard	1
	55-7341	SCREW - plate (20 mm)	2
	55-6993	SCREW - plate (25 mm)	1
	55-6988	FLATWASHER	3
	55-8953	WASHER (nylon)	3
23	91-9039	HOOK - strap	1
	55-3065	CLAMP - hook	1
	55-9166	SCREW - clamp	1
24	509-937	STRAP - door	1
	55-9173	SCREW - strap	1
	55-7089	FLATWASHER	2
25	91-9912	ORIFICE - condenser	1
	55-7035	SCREW - orifice	4
	55-7075	FLATWASHER	4
	55-3045	WASHER - dome	4
	55-8849	NUT - captive	4
26	83-257	GROMMET	2

152C4



CONDENSER COMPONENTS (units w/ 2 evap fans)

Revised
10/05/10



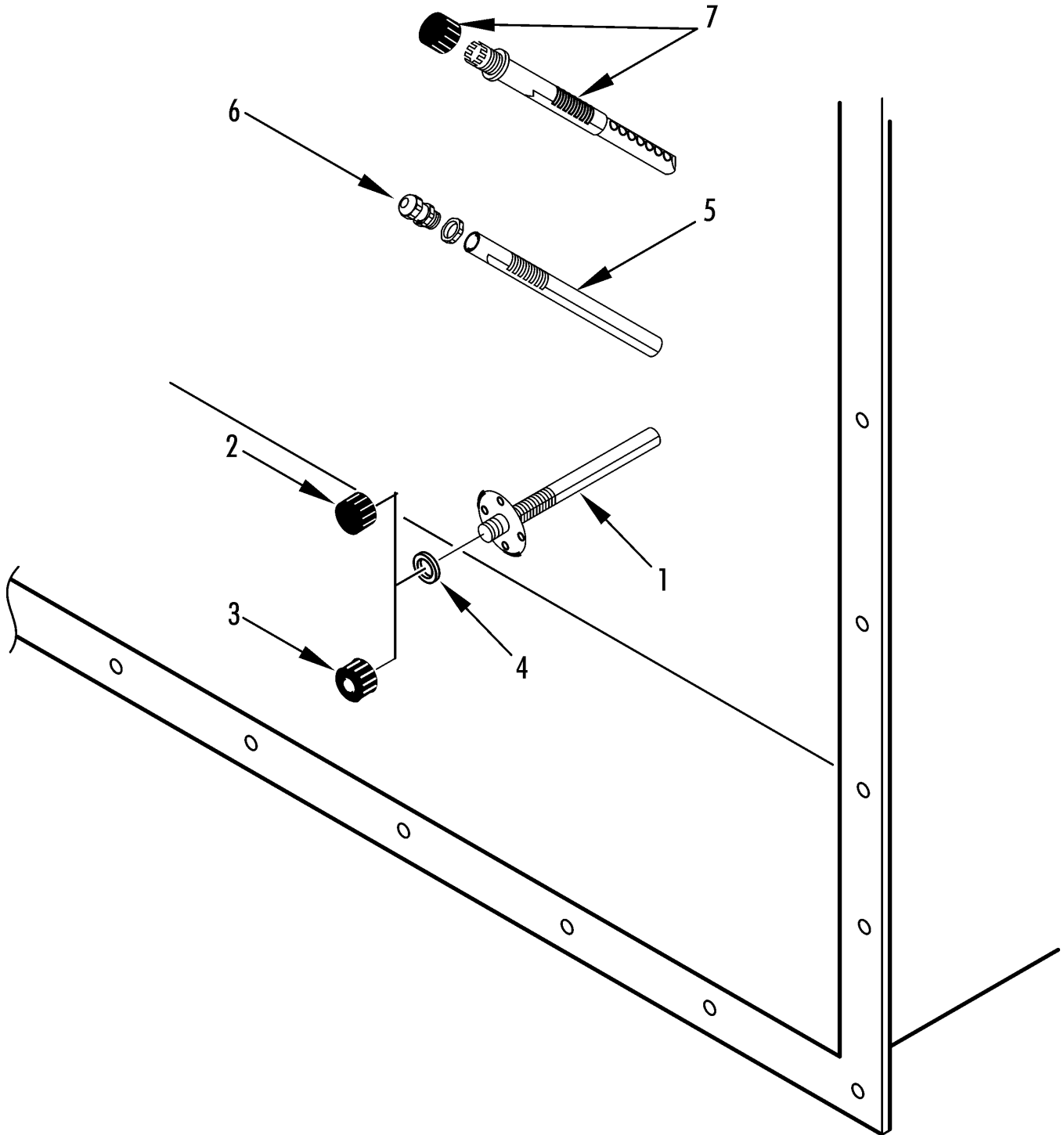
CONDENSER COMPONENTS (units w/ 2 evap fans)

Revised
10/05/10



152C4

REF	PART NO.	DESCRIPTION	QTY
27	91-9511	NAMEPLATE - TK	1
28	91-9949	PORT - injection	2
	55-9211	RIVET - port	4
29	91-9950	HOUSING - relief valve	1
	55-9211	RIVET - housing	4
30	91-9951	VALVE - pressure relief	1



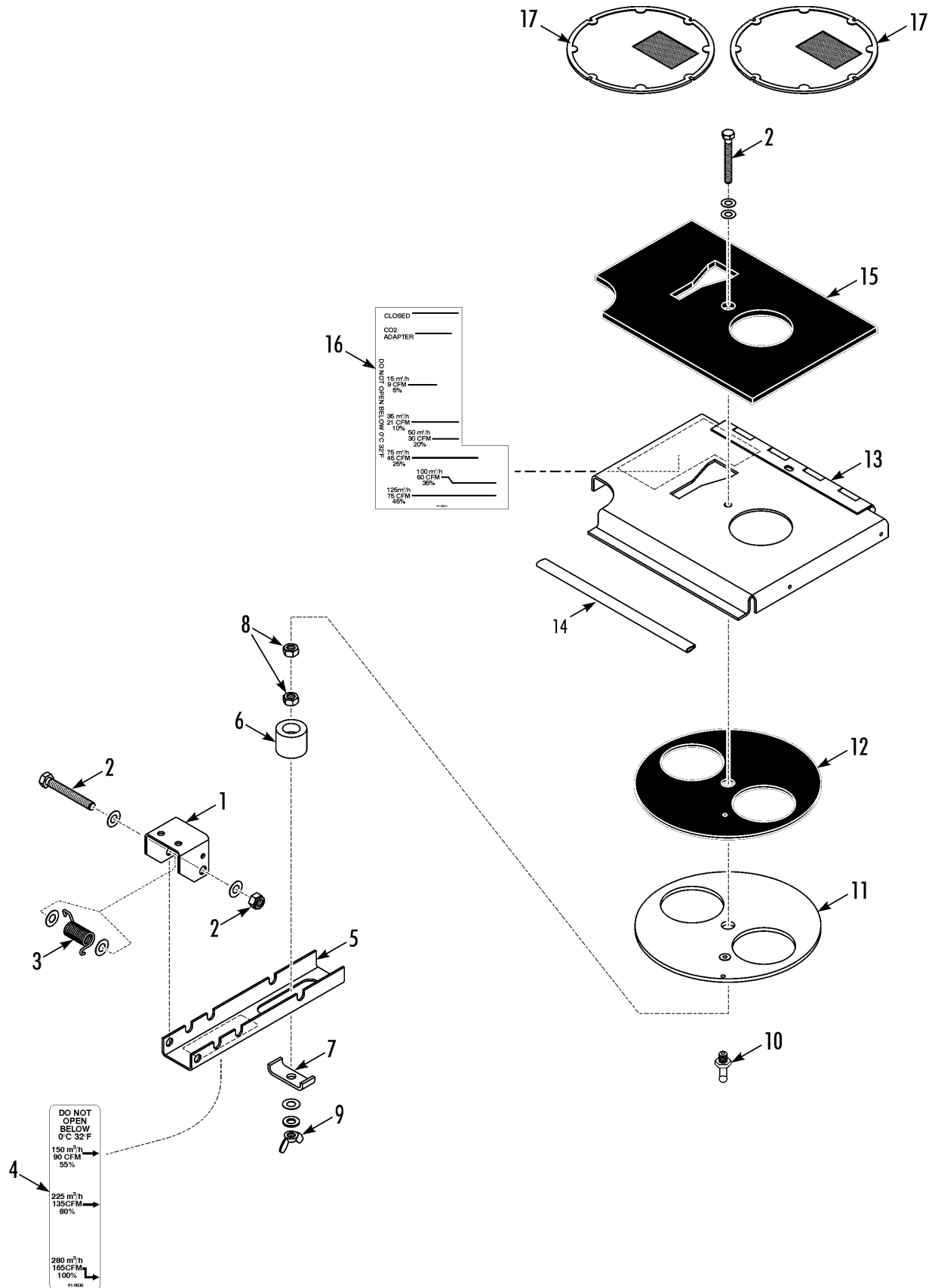
Revised
01/21/08

SENSOR RETAINERS



147B3

REF	PART NO.	DESCRIPTION	QTY
1	91-8098	RETAINER - probe	1
2	509-964	CAP - retainer (w/o hole)	1
3	91-8702	CAP - retainer (w/ hole)	1
4	33-2960	GASKET - retainer	1
5	91-9754	POCKET - sensor	1
6	55-6409	CONNECTOR - sensor	1
7	91-9754	POCKET - sensor	2



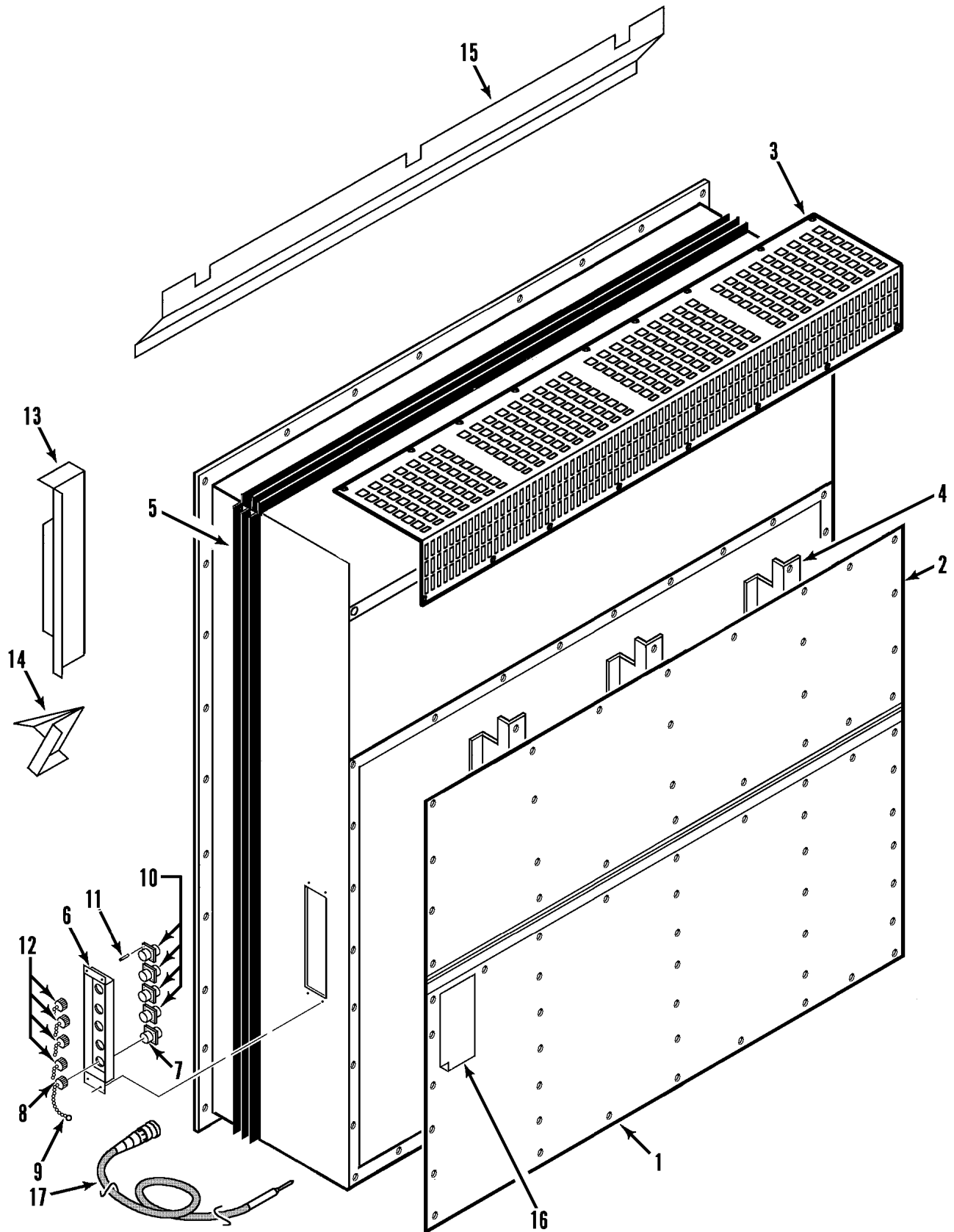
AIR VENT (40 FT CONTAINERS)



143D7

Revised
03/12/14

REF	PART NO.	DESCRIPTION	QTY
	91-8252	VENT - air (complete)	1
1	91-9048	*BRACKET - air vent handle	1
2	51-1426	*SCREW - handle	1
	55-9541	*WASHER (nylon)	4
	51-1427	*NUT	1
3	91-8100	*SPRING	1
4	92-440	*NAMEPLATE - Do Not Open Below 0 C	1
5	91-8102	*HANDLE - air vent	1
6	77-2467	*BEARING - slide	1
7	91-8104	*BRACKET - handle	1
8	51-1428	*NUT	2
	51-1429	*LOCKWASHER	1
	51-1430	*FLATWASHER	1
9	51-1431	*NUT - wing	1
10	55-9168	*FITTING - barb	1
11	91-8103	*DISK - air vent	1
12	33-4255	*GASKET - air vent	1
13	91-8105	*PLATE - air vent	1
	55-7172	*SCREW - plate	4
	55-7075	*FLATWASHER	4
	55-9541	*WASHER (nylon)	4
14	91-8663	*PROTECTOR - edge	1
15	33-2944	*GASKET - air vent	1
16	91-9831	*NAMEPLATE - Air Vent	1
17	93-274	SCREEN - med fly	2
	51-2308	SCREW - screen	8



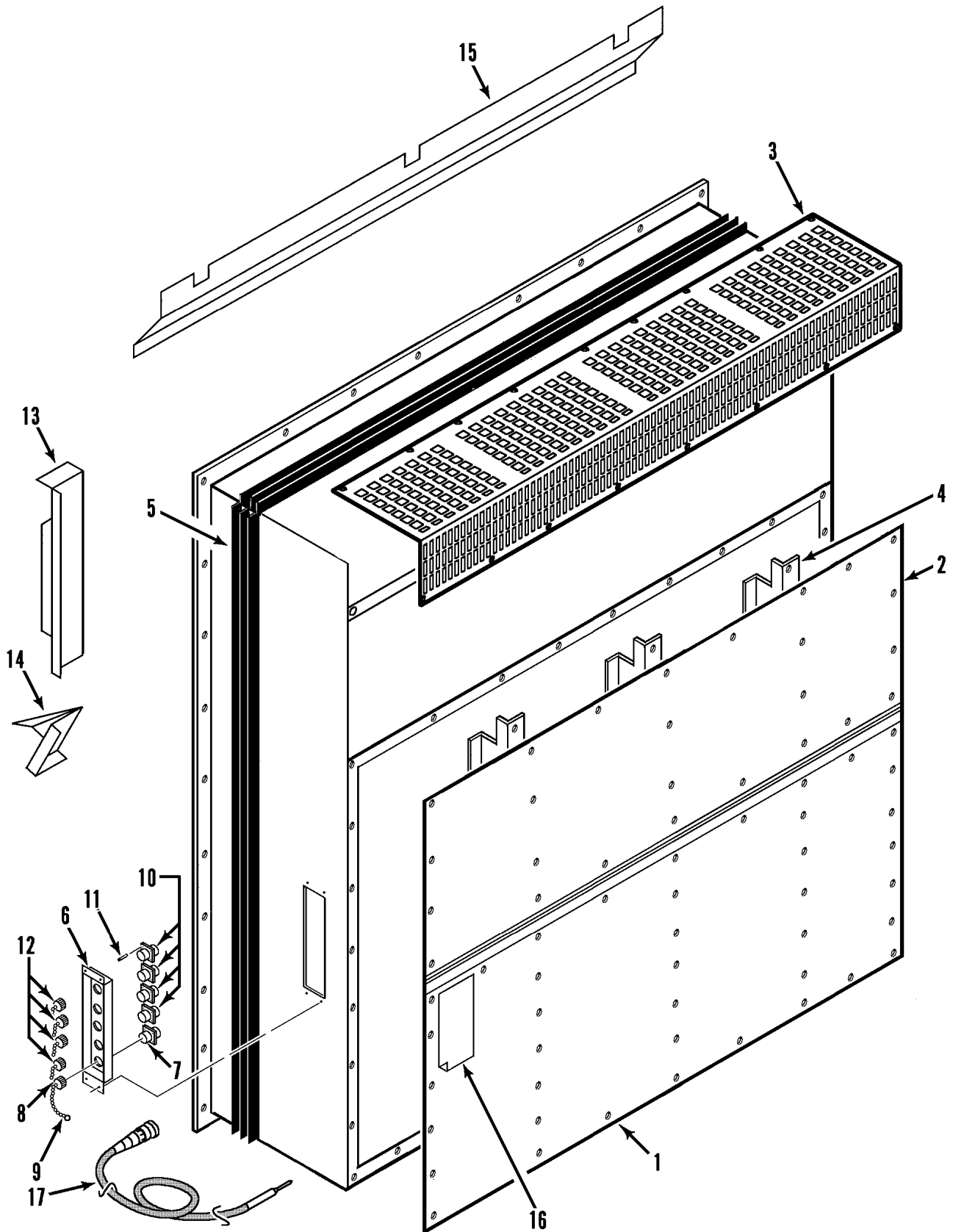
EVAPORATOR PANELS (UNITS w/ 3 EVAP FANS)



143D9

Revised
11/25/09

REF	PART NO.	DESCRIPTION	QTY
1	91-8258	PLATE - rear (bottom)	1
	98-5556	PLATE - rear (bottom, SL units)	1
	55-2264	RIVET - plate	36
2	98-5335	PLATE - rear (top)	1
	98-5555	PLATE - rear (top, SL units)	1
	55-8937	SCREW - plate	26
3	98-5200	GRILLE - evaporator (CRR 40 & CSR 40)	1
	91-8627	GRILLE - evaporator (CSR 40SL)	1
	509-1766	GRILLE - evaporator (CRR 20)	1
	55-2264	RIVET - grille	17
4	98-5925	CHANNEL - Z (CRR 40 & CSR 40)	3
	509-1772	CHANNEL - Z (CSR 40 SL)	3
	55-9055	RIVET - channel	21
5	33-2983	GASKET - unit	1
6	91-8760	PANEL - USDA receptacle (CSR 20 & 40 SL)	1
	91-8645	PANEL - USDA receptacle (CRR 40 & CSR 40)	1
	55-9055	RIVET - panel	4
7	41-2405	CONNECTOR - receptacle (5-pin)	1
	41-2575	HARNESS - adapter (cannon bayonet connector)	1
	41-2576	HARNESS - adapter (cannon threaded connector)	1
	55-8382	SCREW - receptacle	4
	55-8410	FLATWASHER	8
	55-7864	NUT	4
8	41-2406	CAP - dust	1
9	99-3685	CHAIN - cap	5
10	41-2541	RECEPTACLE (3-pin)	4
	55-2262	RIVET - receptacle	16
	55-8410	FLATWASHER	16
11	44-9602	PIN - sealing	5
12	41-890	CAP - dust	4
13	91-8135	CHANNEL - air (CRR-40 & CSR-40)	1
	509-1762	CHANNEL - fresh air (CSR 40 SL)	1
	203-389	SEALER - polyurethane (white)	A/R



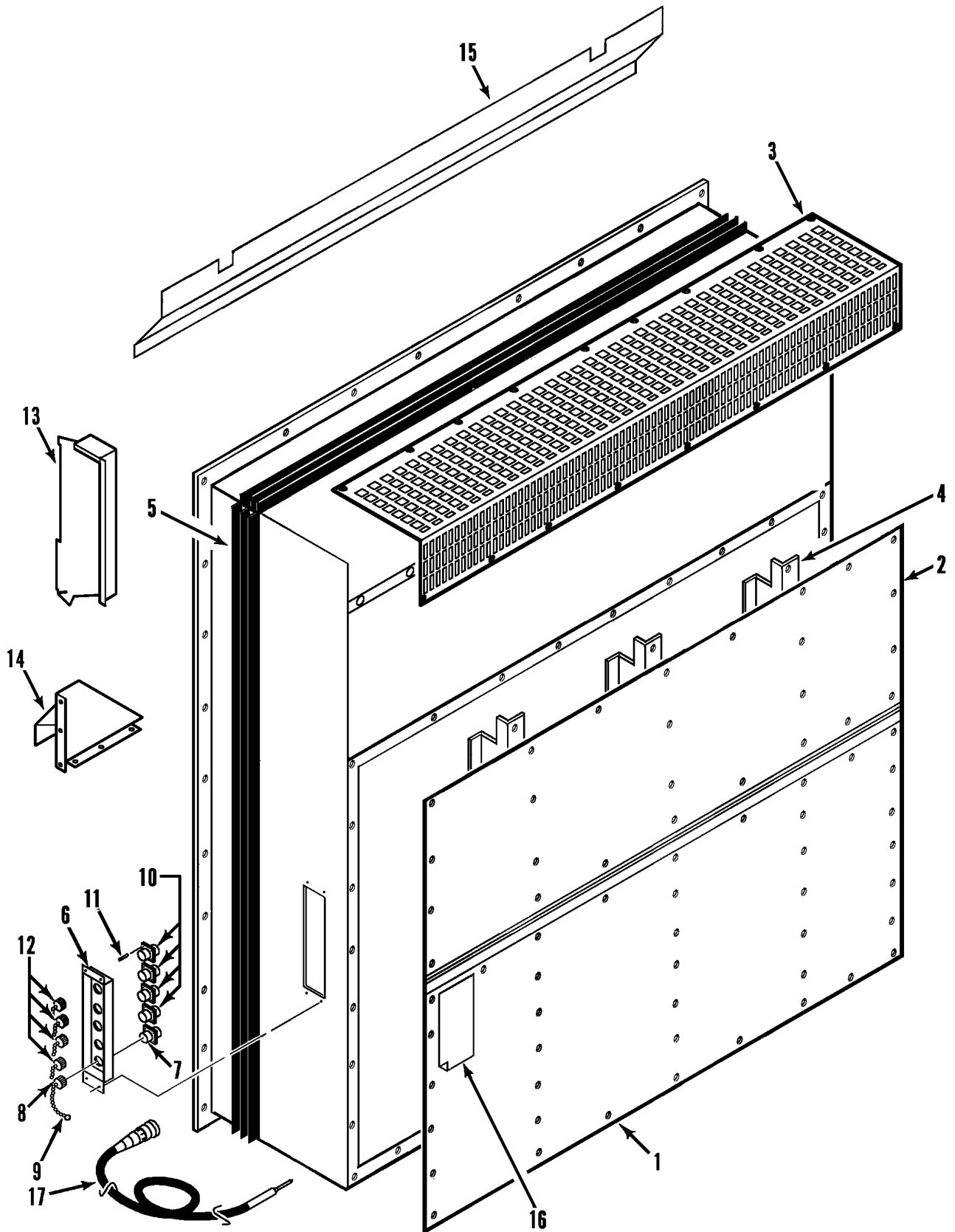
EVAPORATOR PANELS (UNITS w/ 3 EVAP FANS)



143D9

Revised
11/25/09

REF	PART NO.	DESCRIPTION	QTY
	55-8891	SCREW - channel	6
14	91-8141	INLET - fresh air	1
	55-2270	RIVET - inlet	10
	203-389	SEALER - polyurethane (white)	A/R
15	91-8136	CHANNEL - fresh air (CRR 40 & CSR 40)	1
	509-1764	CHANNEL - fresh air (CRR 20)	1
	55-2270	RIVET - channel	8
16	91-8734	NAMEPLATE - USDA Connections	1
17	41-8188	SENSOR - USDA (options 098078, 098109 & 098126, 14 m lg)	2



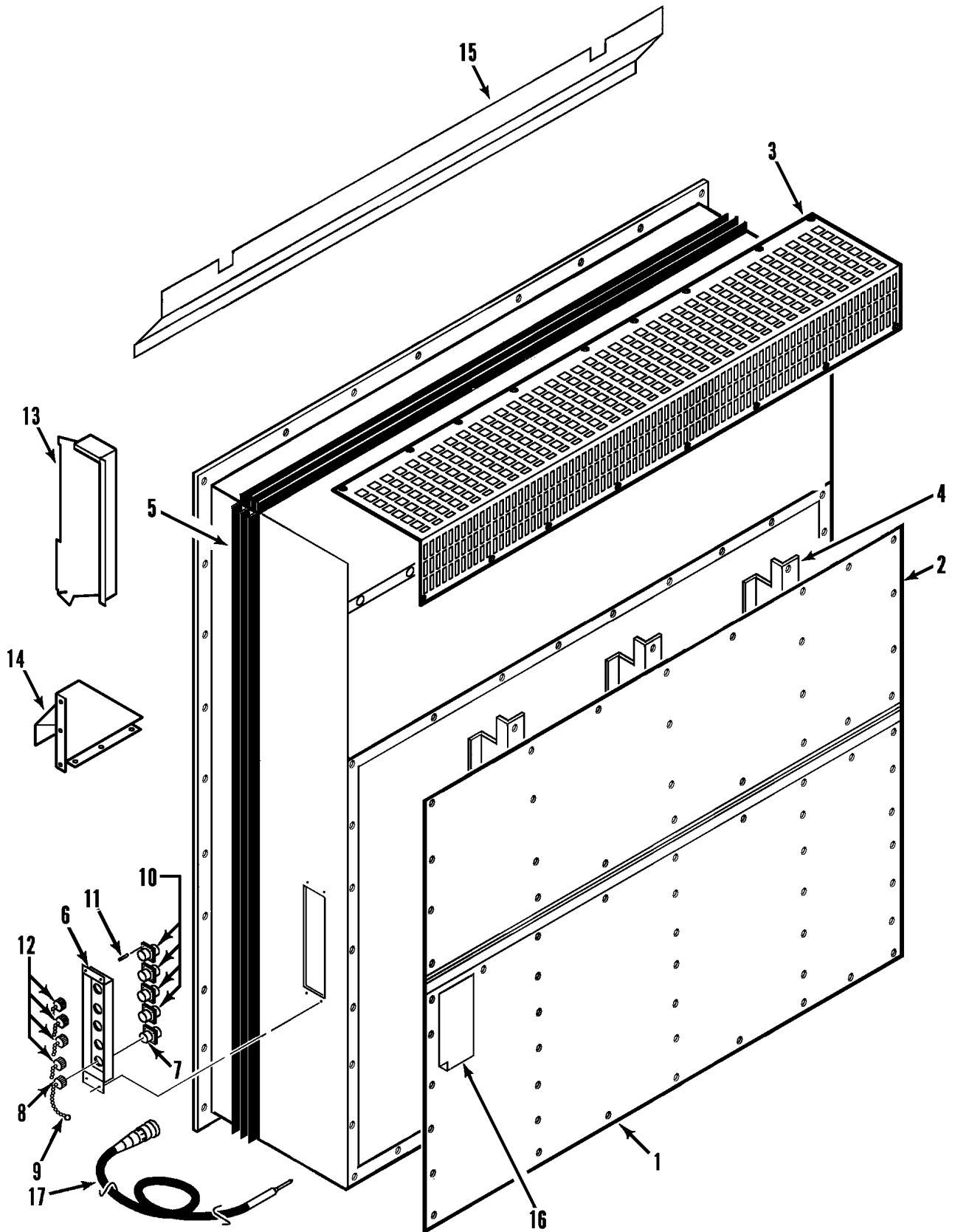
EVAPORATOR PANELS (UNITS w/ 2 EVAP FANS)



152C5

Revised
11/25/09

REF	PART NO.	DESCRIPTION	QTY
1	509-557	PLATE - rear (bottom, unpainted)	1
	98-5922	PLATE - rear (bottom, painted)	1
	55-2264	RIVET - plate	36
2	98-5203	PLATE - rear (top, unpainted)	1
	98-5335	PLATE - rear (top, painted)	1
	55-8937	SCREW - plate	26
3	98-5480	GRILLE - evaporator	1
	98-5523	GRILLE - evaporator (Transfresh)	1
	55-2264	RIVET - grille	17
4	91-8097	CHANNEL - Z (CSR 40)	1
	509-1772	CHANNEL - Z (CSR 40 SL)	3
	55-9055	RIVET - channel	21
5	33-2983	GASKET - unit	1
	91-8645	PANEL - USDA receptacle (CRR 40)	1
6	91-8760	PANEL - USDA receptacle (CRR 20)	1
	55-9055	RIVET - panel	4
7	41-2405	CONNECTOR - receptacle (5-pin)	1
	41-2575	HARNESS - adapter (cannon bayonet connector)	1
	41-2576	HARNESS - adapter (cannon threaded connector)	1
	55-8382	SCREW - receptacle	4
	55-8410	FLATWASHER	8
	55-7864	NUT	4
8	41-2406	CAP - dust	1
9	99-3685	CHAIN - cap	5
10	41-890	RECEPTACLE (3-pin)	4
	55-2262	RIVET - receptacle	16
	55-8410	FLATWASHER	16
11	44-9602	PIN - sealing	5
12	41-890	CAP - dust	4
13	91-9329	CHANNEL - air	1
	203-389	SEALER - polyurethane (white)	A/R
	55-8891	SCREW - channel	6
14	91-9330	INLET - fresh air	1



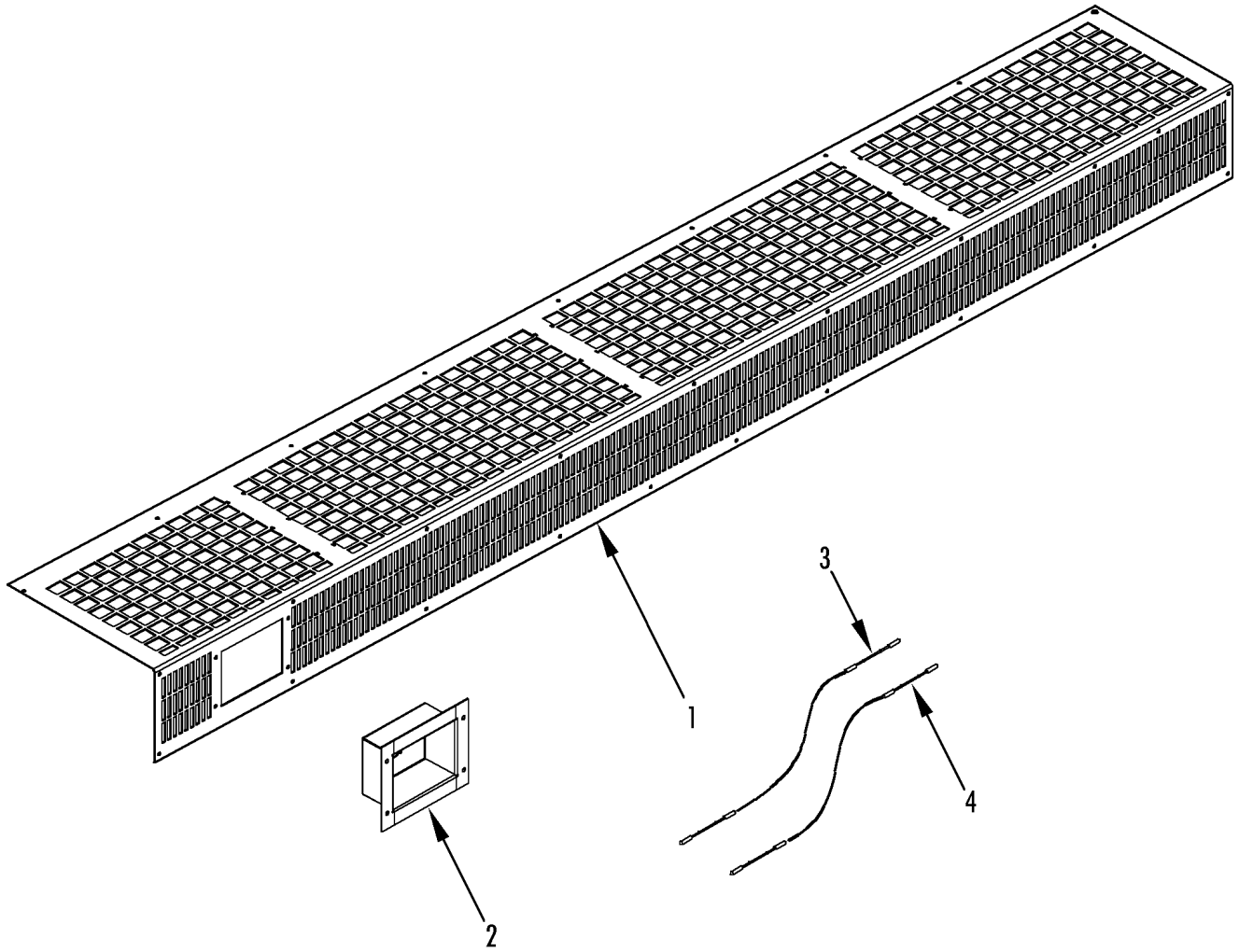
EVAPORATOR PANELS (UNITS w/ 2 EVAP FANS)



152C5

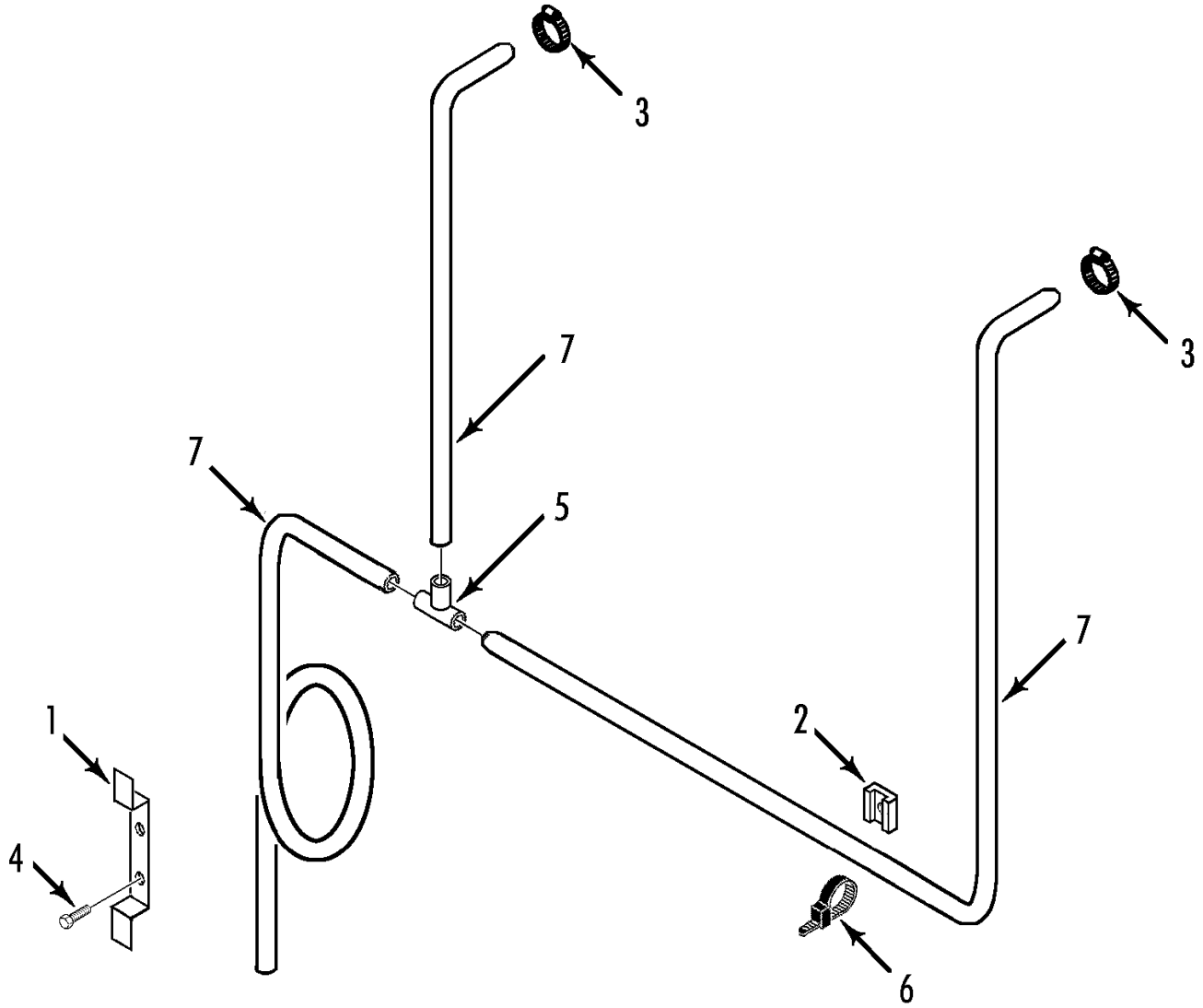
Revised
11/25/09

REF	PART NO.	DESCRIPTION	QTY
	55-2270	RIVET - inlet	10
	203-389	SEALER - polyurethane (white)	A/R
15	91-9331	CHANNEL - fresh air	1
	55-2270	RIVET - channel	8
16	91-8734	NAMEPLATE - USDA Connections	1
17	41-8188	SENSOR - USDA (option 098078)	2



TRANSFRESH GROUP (OPTION 098038)**148A14**Revised
01/21/08

REF	PART NO.	DESCRIPTION	QTY
1	98-5320	GRILLE - evaporator	1
2	91-8715	BOX - Transfresh	1
	55-7713	RIVET - box	4
3	41-2554	CABLE - Transfresh (red bandwrap, 160 in lg)	1
4	41-2555	CABLE - Transfresh (green bandwrap, 120 in lg)	1



Revised
01/25/08

DEFROST DRAIN



143D10

REF	PART NO.	DESCRIPTION	QTY
1	91-8244	BRACKET - hose	1
2	99-3281	MOUNT - cable tie	5
	55-2260	RIVET - anchor	5
3	55-2686	CLAMP - hose	2
4	55-8891	SCREW - bracket	2
5	55-9208	CONNECTOR - T-hose	1
6	55-2330	BANDWRAP	6
7	11-8983	HOSE - flex	1



1

THERMO KING
2
INGERSOLL-RAND

7



3



4



5

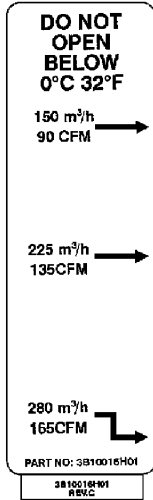


6

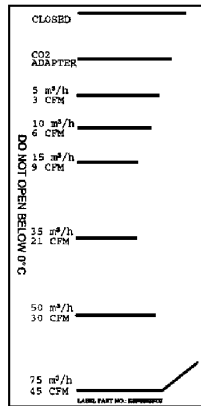
8



9



11



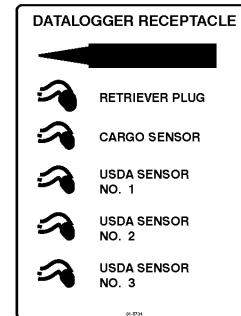
12



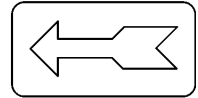
13



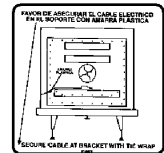
10



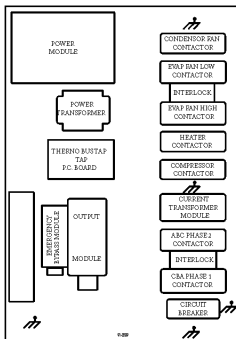
14




15



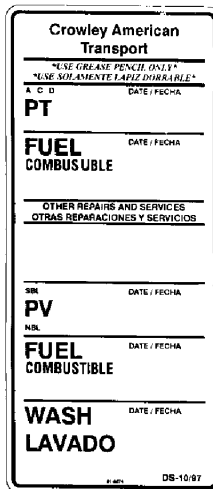
19



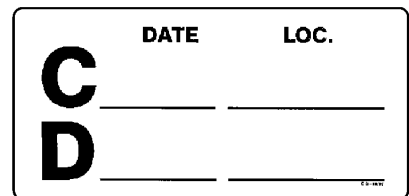
16



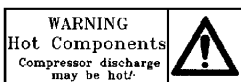
18



20



21



17



REF	PART NO.	DESCRIPTION	QTY
1	91-8475	NAMEPLATE - TK (crest)	1
2	91-8756	NAMEPLATE - Thermo King	1
3	91-8665	NAMEPLATE - Smart Reefer	1
4	91-8154	NAMEPLATE - R404A	1
5	91-8694	NAMEPLATE - Fan Start Automatically	1
6	99-7834	NAMEPLATE - Caution	1
7	91-8746	NAMEPLATE - Ingersoll Rand	1
8	91-8738	NAMEPLATE - Operating Instructions	1
9	91-8697	NAMEPLATE - Transfresh Data A3	1
10	91-8696	NAMEPLATE - Transfresh Scrubber A5	1
11	509-1150	NAMEPLATE - Air Vent	1
12	91-9441	NAMEPLATE - Air Vent Handle	1
13	91-243	NAMEPLATE - USDA Connections	1
14	91-8734	NAMEPLATE - USDA Sensors	1
15	91-8202	NAMEPLATE - arrow	3
16	91-8589	NAMEPLATE - Control Box Layout	1
17	91-8695	NAMEPLATE - Warning, Hot Components	1
18	91-8755	NAMEPLATE - Temperature Conversion	1
19	91-8673	NAMEPLATE - Crowley Secure Cable	1
20	91-8674	NAMEPLATE - Crowley service	1
21	91-8675	NAMEPLATE - Crowley Service Log	1



Ingersoll Rand's Climate Solutions sector delivers energy-efficient HVACR solutions for customers globally. Its world class brands include Thermo King, the leader in transport temperature control and Trane, a provider of energy efficient heating, ventilating and air conditioning systems, building and contracting services, parts support and advanced controls for commercial buildings and homes.

Distributed by:

Thermo King Corporate

314 West 90th Street
Minneapolis, MN 55420
Direct (952) 887-2200